



Enlabeling Sustainability

2021 Sustainability Report
CCL Industries Inc.



Contents

Reporting at CCL Industries Inc..... 1

A Letter from the President & CEO2

Company Overview4

Corporate Governance6

Materiality Assessment8

Corporate Reporting & United Nations9

Corporate Social Responsibility Initiative12

Sustainability 14

Ethics..... 18

Health & Safety 19

Responsible Supply Chains.....20

Circular Innovation 22

SASB Index.....24

Verification Statements Appendix.....26



Reporting at CCL Industries Inc.

This report covers Environmental, Health & Safety and Social data for the calendar year 2021. All data is global in nature (unless otherwise noted) and includes all facilities where CCL Industries Inc. (“CCL Industries” or “the Company”) holds financial control, defined as at least a 50% ownership stake. This includes manufacturing plants, distribution centers and headquarters/sales offices. Emissions are calculated in compliance with the Greenhouse Gas Protocol reporting standard and verified by an independent third party as detailed at the end of this report.

In the third year of our corporate reporting, we reassessed years 2019 and 2020 to incorporate fuel and energy related emissions added in 2021 plus the additional Scope 3 categories added in 2020 for 2019 for comparable data year-over-year. We continued to collect data from Scopes 1, 2 and 3 using the market-based methodology for Scope 2 calculations. In aggregating data where supplier engagement was required, we set a threshold of collecting over 80% of relevant data, in particular for purchased materials. We will continue to build upon this groundwork, expand reporting capability, and update our environmental impact assessment strategy as standards continue to evolve.

A Letter from the President & CEO

“CCL Industries remains committed to science, transparency and robust data collection in order to improve our environmental and social impact.”

Geoffrey T. Martin

President & Chief Executive Officer



When CCL Industries committed to improving our environmental and social impacts with the release of the inaugural 2019 Sustainability Report, we decided that science and transparency would be at the foundation of our policies, programs, commitments, and disclosures; deeply rooted in sound data sets. The first public disclosure was a big step, followed by a significant expansion in reporting capabilities the following year. 2021 presents our first consecutive year of comparable environmental data but at a time when huge industry changes are on the horizon with new regulatory landscapes to navigate.

The Company remains committed to science, transparency and robust data collection in order to improve our environmental and social impact. Aspirational target setting now might appease some stakeholders in the short term but in our view risk being empty promises without the accuracy and depth of baseline data required to set improvement goals and accurately assess real environmental impact progress. The Company is deeply committed to this measurement precision, especially in the often incomplete Scope 3 arena to drive the next steps of our Sustainability journey, a time consuming but integral part of the target setting process and one that we hope will ensure a better tomorrow for us all.

A handwritten signature in black ink, appearing to read 'Geoffrey T. Martin', with a long horizontal stroke extending to the right.

Geoffrey T. Martin

President & Chief Executive Officer

Company Overview

Financial Data 2021 *in millions of Canadian dollars except per share

Net Sales	\$5,732.8
Adjusted EBITDA	\$1,173.1
Net Earnings	\$599.1
Adjusted Basic Earnings per Class B Share	\$3.37



25,100
Employees

37.7%
Female



204
Production Facilities



43
Countries



6
Continents

Purchases by Material¹

Plastic: 55%	Forest Products: 28%	Metals: 7%	Inks/Solvents: 3%
Other 3%	Adhesives: 2%	Textiles: 2%	

Production by Substrate Material¹

Plastic: 64%	Forest Products: 26%	Metals: 8%	Textiles: 2%
-----------------	-------------------------	---------------	-----------------



CCL: 61.0% of Sales

CCL is the world's largest converter of pressure sensitive and specialty extruded film materials for a wide range of decorative, instructional, functional and security applications for government institutions and large global customers in the consumer packaging, healthcare & chemicals, consumer electronic device and automotive markets. Extruded & laminated plastic tubes, aluminum aerosols & specialty bottles, folded instructional leaflets, precision decorated & die cut components, electronic displays, polymer banknote substrate and other complementary products and services are sold in parallel to specific end-use markets.

Production by Substrate in Metric Tons¹

Plastic:	Paper:	Aluminum:	Steel:
100,445	55,921	30,778	355



Avery: 12.4% of Sales

Avery is the world's largest supplier of labels, specialty converted media and software solutions for short-run digital printing applications for businesses and consumers available alongside complementary products sold through distributors, mass-market stores and e-commerce retailers.

Production by Substrate in Metric Tons¹

Paper:	Cardboard:	Plastic:
32,779	13,668	4,338
Steel:	Aluminum:	
3,791	56	



Checkpoint: 13.5% of Sales

Checkpoint is a leading developer of RF and RFID-based technology systems for loss prevention and inventory management applications, including labeling and tagging solutions, for the retail and apparel industries worldwide.

Production by Substrate in Metric Tons¹

Paper:	Textiles:	Plastic:	Electronics:
11,298	8,510	2,861	228



Innovia: 13.1% of Sales

Innovia is a leading global producer of specialty, high performance, multi-layer, surface engineered films for label, packaging and security applications.

Production by Substrate in Metric Tons¹

Plastic:
170,678

¹ Measured by volume

Corporate Governance

The Board of Directors of CCL Industries is responsible for the stewardship of the Company, and for overseeing the management of the Company's business and affairs. This includes oversight of Environmental, Social and Governance ("ESG") risks, including climate change.

The Nominating and Governance Committee of the Board is responsible for assessing the Company's governance-related policies and proposing amendments to the Board, including with respect to the Company's ESG policies and practices.

The Corporate Social Responsibility ("CSR") Committee of the Board oversees the Company's policies, management systems, quarterly performance and acquisition due diligence with respect to environmental, health & safety matters including compliance with regulatory requirements. The Committee also monitors

the Company's sustainability risks and practices including climate change and oversees public reporting of its annual data.

The Human Resources Committee of the Board is responsible for overseeing the Company's Ethics Policy as part of its charter.

The Mandate of the Board and the Charters of its various Committees are available on our website at www.cclind.com.

Donald G. Lang
Executive Chairman

Kathleen L. Keller-Hobson
Lead Director



Risk Management: The Company is committed to preserving the environment, not just because it's the right thing to do, but because we all breathe the same air, drink the same water and live with the limited resources of this planet. We believe all companies, as well as people, have an inherent responsibility to do their part, and we are no different. Risk Management policies are established to identify and analyze the risks faced by the Company, to set appropriate limits and controls and to monitor performance and regulatory compliance. Risk management policies and systems are reviewed regularly to reflect changes in market conditions and business activities.

Climate Change Risks are assessed on an ongoing basis including the frequency and severity of weather-related events which could damage facilities, disrupt operations, impact revenues and cash flow and create financial risk. These could result in substantial costs such as emergency response efforts during the event, reinstatement of regular business operations and repair or replacement of premises and equipment. With over 200 locations spread around the world, our climate change event risk is broadly distributed geographically with average annual sales per site below \$30 million. The Company maintains insurance coverage for its facilities that we believe is customary or reasonable given the cost of procurement and current operating conditions. Global climate change also gives rise to other risks to the Company's business and operations, including supply chain disruptions, increased regulation and market shifts in availability and demand.

Turning Risks into Opportunities: Our global businesses work closely with customers to innovate products that address their sustainability needs often driven by the changing demands of consumers. We have increasingly adopted sustainable practices and deployed initiatives to reduce our carbon footprint, create cost-savings and position the Company as an innovation leader in the field. Our global businesses deploy the best ideas from employees and supply chain partners to create additional opportunities out of climate-related market shifts including investing in resource-saving technologies and waste-reducing processes.

Regulatory Compliance: We closely monitor all regulatory matters including environmental and social compliance using resources reporting directly to the Chief Executive Officer ("CEO").

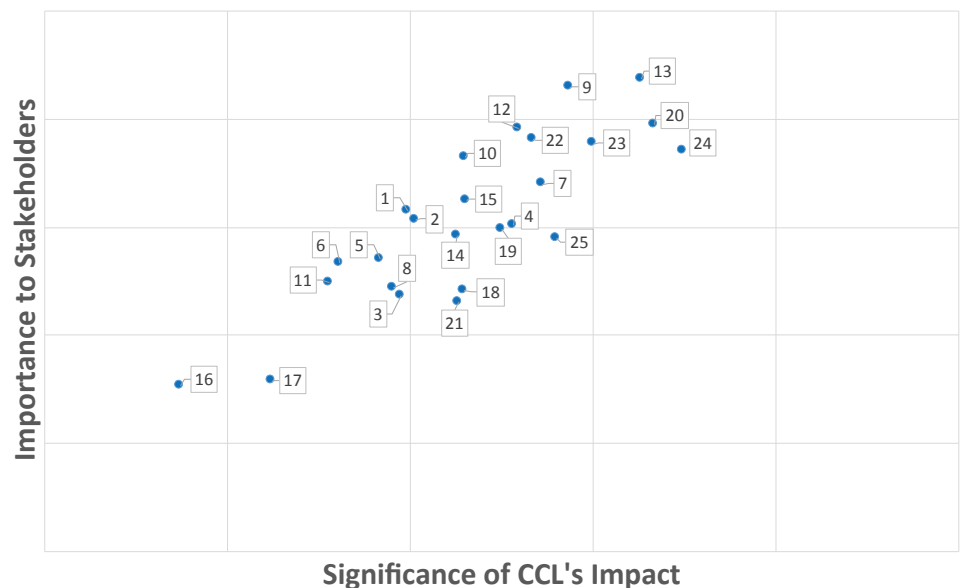


Materiality Assessment

In 2020, CCL Industries conducted its first Materiality Assessment in line with Global Reporting Initiative (“GRI”) materiality guidance to identify the priority CSR topics and issues for our Company. The results of this assessment

will continue to guide our sustainability reporting, goal-setting and related initiatives. We invited customers, suppliers, investors and employees to rank areas of greatest importance to them as key stakeholders.

1. Climate Risks
2. Emissions
3. Energy
4. Waste
5. Hazardous Waste
6. Water
7. Circular Innovation
8. Life Cycle Assessments
9. Workplace Safety
10. Diversity & Inclusion
11. Compensation, Remuneration, & Benefits
12. Human Rights
13. Legal Compliance
14. Compliance with Standards
15. Talent Management
16. Corporate Citizenship & Philanthropy
17. Local Impacts
18. Supply Chain Environmental Engagement
19. Supply Chain Social Responsibility
20. High Quality Products
21. Sustainability Project Partnerships
22. Data Privacy & Security
23. Economic Performance
24. Long-Term Strategy
25. Transparency



The above graph shows the distribution of materiality assessment results ranked from lowest significance of CCL's impact and lowest importance to stakeholders to highest significance of CCL's impact and highest importance to stakeholders. Results have been weighted to represent each of our stakeholder categories equally.

The results of the survey showed that priority issues for CCL Industries' stakeholders include Workplace Safety, Legal Compliance, High Quality Products, Economic Performance and Long-Term Strategy. These categories align

with the policies and programs in place at the Company to deliver high quality and innovative products, establish a safe and healthy workforce and increase economic performance and shareholder value.

Corporate Reporting

CCL Industries supplies our corporate data on an annual basis to key platforms that rank the Company's Environmental, Social, and Governance ("ESG") performance for a variety of stakeholders including investors and customers. While there are many different platforms that rate companies on publicly available data and/or may request data submissions, the Company actively engages with the following platforms to ensure accurate reporting of the Company's performance: CDP, EcoVadis, S&P Global and Sustainalytics.

ESG data for the Company is integrated into and can be found throughout several key documents, which can be found at www.cclind.com. Overall, the Company is in alignment with or exceeds current industry averages on all of the platforms that are actively managed with contributed data.

		Average Industry Performance		
	CCL Score	Light Manufacturing Average Score	North America Average Score	Global Average Score
CDP Climate	B	B	C	B-
CDP Water	B	B	B-	B
CDP Supplier Engagement	A-	B-	B-	B-

	CCL Industries Score	Average Industry Score	Ranking
EcoVadis	55	45	70th percentile
S&P Global	38	30	60th percentile
Sustainalytics	19.9	17.8	65th percentile


SUSTAINABLE DEVELOPMENT GOALS



UNSDG: Improving long term sustainability performance is one of our primary corporate objectives. To demonstrate our commitment, CCL Industries adopted the 17 United Nations 'Sustainable Development Goals'. Each goal has specific targets to be achieved by 2030 providing a framework to benchmark performance and identify next steps to improve. In 2019, we identified seven of these goals most closely interlinked with the five pillars of our CSR program: Sustainability, Ethics, Health & Safety, Circular Innovation and Responsible Supply Chains. Initiatives relating to these goals are marked with the corresponding UNSDG logos throughout this report.



UNGC: At the end of 2021, the Company signed onto the Ten Principles of the United Nations Global Compact on human rights, labour, environment and anti-corruption. The mission of the UN Global Compact is to mobilize a global movement of sustainable companies and stakeholders to create a better world. CCL Industries will report our progress annually starting in 2022 as part of our commitment to the following ten principles:

<p>COMMUNICATION ON PROGRESS</p> 	<p>This is our Communication on Progress in implementing the Ten Principles of the United Nations Global Compact and supporting broader UN goals.</p> <p>We welcome feedback on its contents.</p>
--	---

Human Rights

Principle 1: Businesses should support and respect the protection of internationally proclaimed human rights; and

Principle 2: make sure that they are not complicit in human rights abuses.

Labour

Principle 3: Businesses should uphold the freedom of association and the effective recognition of the right to collective bargaining;

Principle 4: the elimination of all forms of forced and compulsory labour;

Principle 5: the effective abolition of child labour; and

Principle 6: the elimination of discrimination in respect of employment and occupation.

Environment

Principle 7: Businesses should support a precautionary approach to environmental challenges;

Principle 8: undertake initiatives to promote greater environmental responsibility; and

Principle 9: encourage the development and diffusion of environmentally friendly technologies.

Anti-Corruption

Principle 10: Businesses should work against corruption in all its forms, including extortion and bribery.

Corporate Social Responsibility Initiative

CCL Industries' CSR initiative is designed to enhance the integration of social and environmental concerns into our business operations and interactions with stakeholders. Five key pillars have been identified under this program to align with previous and existing corporate initiatives: Sustainability, Ethics, Health & Safety, Responsible Supply Chains and Circular Innovation.





Sustainability: The Company is committed to helping customers meet their targets by developing products with reduced environmental impact.



Ethics: In 2021, the Company updated the Global Business Ethics Guide, our primary policy on workplace practices, human rights, health and safety, ethical conduct and fair business practices for all employees.



Health & Safety: The health and safety of the Company's employees around the world is a top priority. The Company's current Environmental Health & Safety ("EHS") policy and robust safety reporting programs address the statutory requirements of all the countries where the Company does business.



Responsible Supply Chains: The Company continues to work to reduce the overall environmental and social impacts of its operations including the development of new manufacturing technologies, transportation, secondary packaging, and material sourcing.



Circular Innovation: The Company's product innovation teams work directly with customers to create sustainable products enabling the circularity of customers' primary packaging while supporting end consumer sensitivity to reduce waste in the environment.



Sustainability

In 2021, the Company continued to build a robust baseline of environmental data, a key first step in addressing our environmental impacts. Scope 3 categories in 2019 and 2020 have been reassessed for comparability to reflect expanded Scope 3 reporting.

Our emissions were calculated using the Greenhouse Gas Protocol and the data for Scope 2 using the market-based methodology. Categories for disclosure were defined based on the results of the 2020 Materiality Assessment. Scope 3 categories identified as material to CCL Industries and included in this report are: Purchased Goods & Services, Inbound Deliveries, Outbound Deliveries, Waste, Water, Business Travel, Employee Commuting and Fuel & Energy-Related Activities.



Emissions: For 2021, CCL Industries included certain recent acquisitions but otherwise did not change the reporting boundary. CCL Container and Innovia are energy intensive businesses with large scale manufacturing locations accounting for 45% of the Company's total emissions. Slight increases in overall Scope 1 emissions since 2020 are largely attributed to 2021 acquisitions and higher production volumes. Use of renewable energy continues to climb year over year globally accounting for an overall decrease in Scope 2 emissions in 2021. Scope 3 accounts for approximately 72% of total emissions up from 67% in 2020. Material Purchases accounted for 67% of total Scope 3 emissions and just under 50% of total combined emissions.

The Company's business units work collaboratively with customers to offer a range of sustainable solutions that take into consideration end-of-life treatment for product packaging. We aligned ourselves with a number of associations, such as EBPB, Petcore, Association of Plastic Recyclers, Sustainable Packaging Coalition, Ellen MacArthur Foundation, and others to ensure our products meet specific regional standards required by customers.

Waste: The Company continues to focus on waste reduction and recycles the majority of it, increasing overall recycling rates by over 25% from 2020. Waste generated from the conversion of pressure sensitive material (matrix) and during their application (liner) continue to pose recycling challenges as a manufacturing by-product but progress is being made steadily in this area. CCL Industries maintains partnerships with key suppliers, including Avery Dennison, UPM Raflatac and a major liner manufacturer, to collect liner materials that are then returned and recycled in a closed-loop system. Participating customers can return any liner generated at their facilities to be recycled, regardless of the supply source of the labels or material supplier that created the substrate, reducing the environmental impact of both our products and our customers' operations.

CCL Industries continues to work towards our ambitious waste targets. We aim to achieve a 90% reduction globally in waste to landfill by 2025 and 100% of facilities in North America and Europe will become net-zero waste to landfill by 2030. More information regarding our waste targets can be found under Targets and Goals.

Water: CCL Industries strives to use water responsibly by minimizing consumption and maintaining the quality of waste water leaving our facilities. We know water is often a critical resource in the local communities where we do business. Approximately one in three of our global facilities are based in water stressed regions² but the overall impact from our operations and related risks are considered low with water primarily used for sanitation, cleanup processes and cooling systems within the manufacturing process. Most of the chillers and cooling systems incorporated within our

manufacturing equipment are closed-loop, requiring no additional water consumption. There were no known incidents of non-compliance associated with water quality permits, standards and regulations in 2021.

² CCL Industries identified areas with water stress as locations with High (40-80%) or Extremely High (>80%) Baseline water stress according to the WRI Aqueduct tool.

Avery's Italy location has two car park shelters with solar panels at the front entrance of the building including electric vehicle charging stations.



Environmental Data:

Greenhouse Gas Emissions MT CO₂e

	2019	2020	2021
Scope 1	142,830	143,327	147,818
Scope 2	258,471	263,616	255,806
Scope 3	1,005,548	837,777	1,049,318
Total	1,406,849	1,244,720	1,452,942

	2019	2020	2021
Total Scope 3	1,005,548	837,777	1,049,318
Purchased Goods & Services	637,531	593,336	704,451
Inbound Deliveries	92,623	46,949	69,676
Outbound Deliveries	107,825	61,575	108,136
Waste	25,475	23,940	27,111
Water	1,494	1,128	454
Business Travel	21,250	6,023	7,559
Employee Commuting	20,400	20,400	20,400
Fuel & Energy-Related Activities	98,950	84,426	111,531

Environmental Data Usage

CCL Industries				
	Unit	2019	2020	2021
Energy Consumption	MWH	1,280,213	1,322,114	1,351,272
% of renewable energy	%	2	4	5
on-site renewable energy	MWH	33	37	789
grid electricity	MWH	572,141	600,948	618,357
electric vehicle electricity consumption	MWH	–	27	30
Water				
Renewable Groundwater Supply	m ³	292,296	342,719	367,715
Municipal Water Supply	m ³	1,287,596	1,136,038	1,176,195
Total Water Usage	m ³	1,579,892	1,478,756	1,543,910
Waste				
Landfill	MT	27,964	27,313	29,084
Incineration	MT	24,170	21,745	26,688
Recycled	MT	38,341	44,561	55,744
Compost	MT	1,698	532	2,192
Hazardous	MT	–	3,203	3,682
Hazardous Waste Recycled	MT	–	1,255	1,441
% Hazardous Waste Recycled	%	–	39	39
Material Purchases				
Paper	MT	82,295	73,794	100,009
Cardboard	MT	28,371	15,338	30,055
Aluminum	MT	16,627	25,266	31,946
Steel	MT	4,146	4,660	4,465
Other Metals	MT	–	32	61
Total Plastic	MT	210,043	260,933	278,323
Recycled Plastic	MT	434	787	646
Adhesives	MT	–	5,576	9,651
Inks/Solvents	MT	–	13,463	17,636
Yarn/Textiles	MT	–	468	8,531
Chipboard/Wood	MT	–	4,005	11,218
Electronics Components	MT	–	193	290
Other	MT	–	39	18,429

Targets and Goals: Developing a robust baseline of data from which to assess the Company's environmental impact has been the priority for 2021, a key first step towards setting targets and goals on key environmental impact areas. CCL Industries is committed to thorough and transparent environmental disclosures and to setting targets that are aligned with scientific and industry standards.

In August 2020, CCL Industries signed onto the New Plastics Economy Global Commitment, a circular vision in which plastic never becomes waste, a part of the Ellen MacArthur Foundation. With waste being a materially relevant environmental impact for CCL Industries' operations and stakeholders, our Company announced the following key targets to reduce waste within our operations and the supply chain:

- By 2025, customers of CCL will be able to choose label products and solutions that will not hinder consumer packaged goods to be recyclable, reusable or compostable.

- CCL will limit industrial waste ending up in the environment or in landfills by implementing waste reduction strategies. We are setting goals of cutting 2020's level of waste to landfill by 90% globally by 2025 and eliminating all landfill from our manufacturing process by 2030 in North America and Europe.
- CCL will use a fixed financial percentage of its research and development ("R&D") resources annually towards further development of sustainable and circular products.
- CCL will continue to work collaboratively across the plastic value chain to ensure packaging is sorted and recycled in practice and at scale by developing enabling label solutions.

CCL Tube in Carson, California, is a LEED certified building and is powered by 50% renewable electricity reducing the carbon footprint.





Ethics

Ethical excellence values are the foundation of our success. They reflect our history and define our future, demonstrating a commitment to high standards, honesty and integrity. Our Global Business Ethics Guide, updated in 2021, represents the primary policy on ethical conduct and fair business practices for all employees. Reviewing the Guide is an important part of employee training and our global facilities are audited to ensure all new hires receive a copy of the ethics guide and sign a commitment of adherence to the code.

Human Rights and Community Relations:


CCL Industries respects the human rights of all employees globally, does not tolerate harassment or discrimination and is committed to the communities in which we do business. We are dedicated to diversity and inclusion in the workplace providing equal opportunities to all employees and applicants respecting applicable laws and regulations. We adopt best global practices and comply with all applicable regulations protecting human rights including but not limited to child labor, forced labor, discrimination and human trafficking. We seek to improve the communities in which we do business by supporting local health and social services, community development, protection of the environment and other local initiatives by encouraging our employees to volunteer their time to such programs.

Data Security: CCL Industries' assets and information include physical property and equipment, technology and confidential & proprietary information. The Company considers data a corporate asset and as such, it must be protected from unauthorized access. All authorized users of computer resources are required to protect these assets against unauthorized usage, access, modification, destruction, disclosure, loss or transfer of data, whether accidental or intentional. Violation of this policy could result in termination and, where appropriate, criminal prosecution of the responsible person(s).

Diversity: Last year, employees identifying themselves as "white"³ fell below 40% for the first time. We remain deeply committed to the principle that our people must reflect the cultural norms where our plants, distribution centers and offices are located – globally. On the Company's Board of Directors, there are four women on the board of 11, representing 36% of board members, and two would not identify themselves as white Anglo Saxon heritage, representing approximately 18% of board members. One director is a member of more than one designated group. There are currently no persons who identify as members of other designated groups on the board.

Product Quality & Safety: As a global company, CCL Industries serves a variety of markets where the quality of our products is critical to consumer safety. In Healthcare, a printing error can result in altered label content and potentially negative health outcomes for patients. High quality standards and strict adherence to regulatory requirements at our global facilities protect the consumer, reducing overall risk for customers. All global facilities follow Good Manufacturing Practices (GMPs) and have Standard Operating Procedures (SOPs) in place to identify quality issues prior to shipment of products while minimizing scrap and waste. Additionally, many of our facilities carry externally audited certifications of their quality systems.

3 Balance of Latin, Asian (including Indian subcontinent), African and other origins.



Health & Safety

CCL Industries is committed to protecting the health and safety of its employees. While our Company operates with many highly diverse manufacturing plants around the world, including emerging markets, our employees are treated with the same respect and care no matter the jurisdiction.

Health & Safety Data

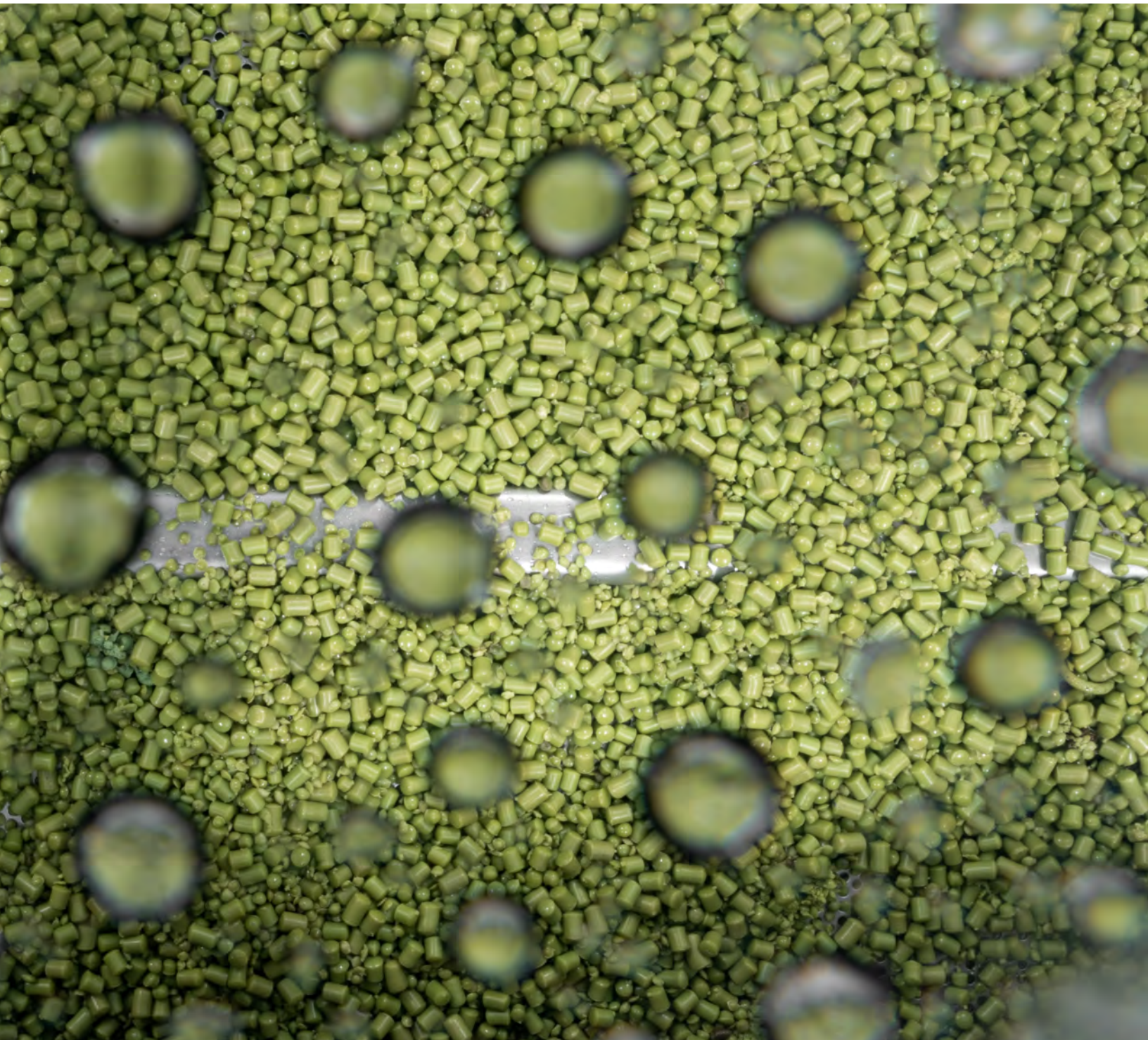
Rate Per 100 Employees	2019	2020	2021
Total Incident Rate	1.33	1.08	1.03
Lost Time Injury Rate	0.84	0.72	0.70



The Company ensures all global locations provide a safe work place for employees through our Environmental Health & Safety (“EHS”) policy and ongoing performance assessments implemented worldwide, setting the following enhanced expectations to create a world class safety culture:

- All locations are required to have a Safety Handbook available in local languages, integrating EHS considerations into operating practices and employee training programs.
- Quarterly reporting of health and safety performance statistics to management and the CSR Committee with the objective of an injury free work place and best practice incident response protocols; each facility is ranked with a color code every year.
- All facilities must comply with applicable local and international laws & regulations adopting global industry best practices that meet or go beyond country or regional standards.
- All locations must establish a Safety Committee with representation from both management and employees.
- All General Managers must annually certify that all required and relevant environmental & safety processes are in compliance and trainings have been completed.
- CCL Industries has a goal of performing safety audits at 25% of plants on an annual basis.

Responsible Supply Chains



At the Guardian Banknote Recycling Center in Zacapu, Mexico, Innovia transforms old polymer banknotes into polypropylene pellets, which will find their way into a wide range of new plastic products.



Responsible Supply Chains

CCL Industries' supply chain model seeks to reduce waste and obsolescence for customers, suppliers, and our own operations with a focus on optimization of resources and reduced environmental impacts. Where local manufacturing is not economically viable

we globally deploy Near Site Distribution Centers, reducing our combined carbon footprint through reduced transportation and obsolescence.



Responsible Packaging: While many initiatives were undertaken in 2021, a few stand out. CCL Label won a German Packaging Award for EcoStretch™, a closed-loop concept at our Austrian operation where, after de-inking and cleaning, old sleeves can be re-melted and shaped into pellets for the extruders to make new base film and closing the loop. Avery Italy partnered with Treedom to support the process of reforestation by committing to plant trees as a promotional gift to consumers that use our labels. CCL Secure received the Central Banking Currency Services Initiative Award in 2021 in recognition of its programs to support the recycling of waste banknotes. Over 80% of polymer banknotes removed from circulation are currently recycled. Innovia has been an active stakeholder of the Circular Economy for Flexible Packaging, collaborating with key partners in the industry to make all flexible packaging in Europe circular by 2025. CCL Label has also actively engaged in CELAB (Circular Economy for Labels) over the past two years, collaborating with others in the industry to promote matrix and release liner recycling worldwide.

Material Sourcing: All our manufacturing operations have full disclosure and traceability of their purchased materials. The vast majority of our paper suppliers are certified for sustainable forestry including Forest Stewardship Council ("FSC") and Programme for the Endorsement of Forest Certification ("PEFC") certifications. Several suppliers and facilities have FSC chain of custody certification. In 2021, the Company expanded data collection for paper and wood based materials, working with suppliers to aggregate additional information on material sourcing such as origin, certifications and recycled content. Most aluminum purchases come from suppliers certified under the Aluminium Stewardship Initiative ("ASI") Performance Standard.

Many large customers specify the raw materials for their applications. Regardless, we work with both suppliers and customers to promote sustainable options that reduce the environmental impact of our products.



Circular Innovation

In order to best serve our customers, we must innovate new sustainable solutions for a better world.



Imprint Plus developed reusable badge and sign systems, eliminating the need for single-use products for businesses, meetings, conferences and other applications: The Mighty Badge™, The Mighty Sign® & Contemporary Signs.

CCL Label Korea won a 2021 Korea Star Award for their innovative, patented multipack label solution reducing material usage by up to 85%. Labels can be easily removed and recycling rates maximized further when using heterogeneous materials for the whole product packaging.



Avery® EcoFriendly labels are made from 100% post-consumer recycled paper and a water-based adhesive allowing recycling with normal office waste.


The CCL's portfolio of Eco Vision tubes used over 1 million pounds of PCR resins in 2021. Recycle Ready tubes meet APR Critical Guidance for the HDPE recycling stream, including NIR sortable Eco Black option, and contain up to 70% PCR content along with HDPE Closures.



CCL Container's fully recyclable, lightweight and durable aluminum threaded bottles are designed to prevent costly spills with easy grip shapes and smooth texture, ideal for laundry, soap and other applications.

CCL Label won a German Packaging Award for EcoStretch™, a closed-loop concept at our Austrian operation where, after de-inking and cleaning, old sleeves could be re-melted and shaped into pellets for the extruders to make new base film.

Plastic polymer banknotes last at least 4 times longer than paper. Research completed by Banco de Mexico confirms polymer banknotes are 48.8% lower greenhouse gas emissions compared to paper. CCL Secure's banknote recycling center securely processes used banknotes into polymer pellets for many secondary applications.



CCL Design developed a range of thermal conductive materials for the Automotive industry for use within Electric Vehicles, aiding in performance and increasing battery life.

Innovia's highly functional recyclable BOPP Encore films are manufactured using 30% post-consumer chemically recycled materials. Rayoart™ PVC Free indoor or outdoor polypropylene graphic arts films reduce the global warming impact versus PVC by more than 50%.

**+100M Hard Tags collected,
processed and reused**



Checkpoint's Fighter ECO Hard Tags for apparel labeling and security are made with recycled ABS. Our hard tag closed-loop recycling program has collected, processed and reused over 100 million units.



RayoFloat™ Floatable Polyolefin Shrink Sleeve Films supports PET bottle to bottle recycling using float/sink technology, helping Brand Owners achieve their sustainability and recycling targets.

SASB Index

CCL Industries SASB Disclosure:

Resource Transformation – Containers & Packaging (RT-CP)

Topic	Code	Metric	Unit of Measure	Response
Greenhouse Gas Emissions	RT-CP-110a.1	Gross global Scope 1 emissions, percentage covered under emissions-limiting regulations	Metric tons (t) CO ₂ e, Percentage (%)	Pages: 16
	RT-CP-110a.2	Discussion of long-term and short-term strategy or plan to manage Scope 1 emissions, emissions reduction targets, and an analysis of performance against those targets	N/A (Discussion)	Pages: 14, 15, 16, 17
Air Quality	RT-CP-120a.1	Air emissions of the following pollutants: (1) NO _x (excluding N ₂ O), (2) SO _x , (3) volatile organic compounds (VOCs), and (4) particulate matter (PM)	Metric tons (t)	CCL Industries complies with applicable regulatory requirements regarding air quality in the locations where we do business. Air emissions from VOCs, NO _x , SO _x , and particulate matter are not material to the Company at this time.
Energy Management	RT-CP-130a.1	(1) Total energy consumed, (2) percentage grid electricity, (3) percentage renewable, (4) total self-generated energy	Gigajoules (GJ), Percentage (%)	Pages: 16
Water Management	RT-CP-140a.1	(1) Total water withdrawn, (2) total water consumed, percentage of each in regions with High or Extremely High Baseline Water Stress	Thousand cubic meters (m3), Percentage (%)	Pages: 15, 16
	RT-CP-140a.2	Description of water management risks and discussion of strategies and practices to mitigate those risks	N/A (Discussion)	Pages: 15
	RT-CP-140a.3	Number of incidents of non-compliance associated with water quality permits, standards, and regulations	Number	Pages: 15
Waste Management	RT-CP-150a.1	Amount of hazardous waste generated, percentage recycled	Metric tons (t), Percentage (%)	Pages: 16

Topic	Code	Metric	Unit of Measure	Response
Product Safety	RT-CP-250a.1	Number of recalls issued, total units recalled	Number	Recalls are not materially relevant to the Company.
	RT-CP-250a.2	Discussion of process to identify and manage emerging materials and chemicals of concern	N/A (Discussion)	Pages: 18
Product Lifecycle Management	RT-CP-410a.1	Percentage of raw materials from: (1) recycled content, (2) renewable resources, and (3) renewable and recycled content	Percentage (%) by weight	Pages: 4, 5, 16, 21
	RT-CP-410a.2	Revenue from products that are reusable, recyclable, and/or compostable	Reporting currency	Not disclosed. As a publicly traded company, CCL Industries is unable to disclose metrics related to sales outside of those included in our financial reporting.
	RT-CP-410a.3	Discussion of strategies to reduce the environmental impact of packaging throughout its lifecycle	N/A (Discussion)	Pages: 7, 14, 15, 17, 21, 23, 24, 25
Supply Chain Management	RT-CP-430a.1	Total wood fiber procured, percentage from certified sources	Metric tons (t), Percentage (%)	Pages: 4, 5, 16, 21
	RT-CP-430a.2	Total aluminum purchased, percentage from certified sources	Metric tons (t), Percentage (%)	Pages: 4, 5, 16, 21
Activity Metrics	RT-CP-000.A	Amount of production, by substrate	Metric tons (t)	Pages: 4, 5
	RT-CP-000.B	Percentage of production as: (1) paper/wood, (2) glass, (3) metal, and (4) plastic	Percentage (%) by revenue	Pages: 4, 5
	RT-CP-000.C	Number of employees	Number	Pages: 4



VERIFICATION OPINION DECLARATION GREENHOUSE GAS EMISSIONS

To: The Stakeholders of CCL Industries Inc.

Apex Companies, LLC (Apex) was engaged to conduct an independent verification of the greenhouse gas (GHG) emissions reported by CCL Industries Inc. (CCL) for the period stated below. This verification declaration applies to the related information included within the scope of work described below.

The determination of the GHG emissions is the sole responsibility of CCL. CCL is responsible for the preparation and fair presentation of the GHG statement in accordance with the criteria. Apex's sole responsibility was to provide independent verification on the accuracy of the GHG emissions reported, and on the underlying systems and processes used to collect, analyze and review the information. Apex is responsible for expressing an opinion on the GHG statement based on the verification. Verification activities applied in a limited level of assurance verification are less extensive in nature, timing and extent than in a reasonable level of assurance verification.

Boundaries of the reporting company GHG emissions covered by the verification:

- Operational Control
- Worldwide Operations

Types of GHGs: CO₂, N₂O, CH₄, HFCs, Kyoto Protocol

GHG Emissions Statement:

- **Scope 1:** 148,000 metric tons of CO₂ equivalent
- **Scope 2 (Location-Based):** 253,000 metric tons of CO₂ equivalent
- **Scope 2 (Market-Based):** 252,000 metric tons of CO₂ equivalent
- **Scope 3:**
 - Purchased Goods & Services (Water Withdrawal Only): 175 metric tons of CO₂ equivalent
 - Fuel- and Energy-Related Activities: 112,000 metric tons of CO₂ equivalent

Data and information supporting the Scope 1 and Scope 2 GHG emissions statement were primarily historical in nature and were in some cases estimated.

Data and information supporting the Scope 3 GHG emissions statement were in some cases estimated rather than historical in nature.

Period covered by GHG emissions verification:

- January 1, 2021 to December 31, 2021

Criteria against which verification conducted:

- World Resources Institute (WRI)/World Business Council for Sustainable Development (WBCSD) Greenhouse Gas (GHG) Protocol Corporate Accounting and Reporting Standard (Scope 1 and 2)

WATER RESOURCES • ENVIRONMENTAL SERVICES • HEALTH & SAFETY • COMPLIANCE & ASSURANCE • INFRASTRUCTURE SERVICES

Apex Companies, LLC • (800) 733-2739 • www.apexcos.com

- WRI/WBCSD Greenhouse Gas Protocol Corporate Value Chain (Scope 3) Accounting and Reporting Standard (Scope 3)

Reference Standard:

- ISO 14064-3 Second Edition 2019-04: Greenhouse gases - Part 3: Specification with guidance for the verification and validation of greenhouse gas statements

Level of Assurance and Qualifications:

- Limited
- This verification used a materiality threshold of $\pm 5\%$ for aggregate errors in sampled data for each of the above indicators

GHG Verification Methodology:

Evidence-gathering procedures included but were not limited to:

- Interviews with relevant personnel of CCL;
- Review of documentary evidence produced by CCL;
- Review of CCL data and information systems and methodology for collection, aggregation, analysis and review of information used to determine GHG emissions; and
- Audit of sample of data used by CCL to determine GHG emissions.

Verification Opinion:

Based on the process and procedures conducted, there is no evidence that the GHG emissions statement shown above:

- is not materially correct and is not a fair representation of the GHG emissions data and information; and
- has not been prepared in accordance with the WRI/WBCSD GHG Protocol Corporate Accounting and Reporting Standard (Scope 1 and 2), and WRI/WBCSD Greenhouse Gas Protocol Corporate Value Chain Accounting and Reporting Standard (Scope 3).

It is our opinion that CCL has established appropriate systems for the collection, aggregation, and analysis of quantitative data for determination of these GHG emissions for the stated period and boundaries.

Statement of independence, impartiality and competence

Apex is an independent professional services company that specializes in Health, Safety, Social and Environmental management services including assurance with over 30 years history in providing these services.

No member of the verification team has a business relationship with CCL, its Directors or Managers beyond that required of this assignment. We conducted this verification independently and to our knowledge there has been no conflict of interest.

Apex has implemented a Code of Ethics across the business to maintain high ethical standards among staff in their day-to-day business activities.

The verification team has extensive experience in conducting assurance over environmental, social, ethical and health and safety information, systems and processes, has over 20 years combined experience in this field and an excellent understanding of Apex's standard methodology for verification of greenhouse gas emissions data.

Attestation:



Trevor Donaghu, Lead Verifier
Program Manager
Pleasant Hill, California
Trevor.Donaghu@Apexcos.com

6/3/2022

Reviewed by:



Cody Lorentson, Technical Reviewer
Project Manager
Lakewood, Colorado
Cody.Lorentson@Apexcos.com

This verification statement, including the opinion expressed herein, is provided to CCL Industries Inc. and is solely for the benefit of CCL Industries Inc. in accordance with the terms of our agreement. We consent to the release of this statement by you to CDP in order to satisfy the terms of CDP disclosure requirements but without accepting or assuming any responsibility or liability on our part to CDP or to any other party who may have access to this statement.



INDEPENDENT LIMITED ASSURANCE STATEMENT

To: The Stakeholders of CCL Industries Inc.

Introduction and objectives of work

Apex Companies, LLC (Apex) has been engaged by CCL Industries Inc. (CCL) to provide limited assurance of its water consumption data. This assurance statement applies to the Subject Matter included within the scope of work described below.

This information and its presentation are the sole responsibility of the management of CCL. Apex was not involved in the drafting of the Report. Our sole responsibility was to provide independent assurance on the accuracy of the Subject Matter.

Scope of work

The scope of our work was limited to assurance over water supply data for the period January 1, 2021 to December 31, 2021 (the 'Subject Matter').

Data and information supporting the water supply data were in some cases estimated rather than historical in nature.

Our assurance does not extend to any other information reported by CCL.

Reporting Boundaries

The following are the boundaries used by CCL for reporting sustainability data:

- Operational Control
- Worldwide Operations

Reporting Criteria

The Subject Matter needs to be read and understood together with the CCL's data collection and reporting methodology and CDP Guidance for Companies Reporting on Water on Behalf of Investors & Supply Chain Members.

Limitations and Exclusions

Excluded from the scope of our work is any verification of information relating to:

- Activities outside the defined verification period;
- Positional statements (expressions of opinion, belief, aim or future intention by CCL and statements of future commitment; and

This limited assurance engagement relies on a risk based selected sample of sustainability data and the associated limitations that this entails. The reliability of the reported data is dependent on the accuracy of metering and other production measurement arrangements employed at site level, not addressed as part of this assurance. This independent statement should not be relied upon to detect all errors, omissions, or misstatements that may exist.

Responsibilities

This preparation and presentation of the Subject Matter in the Report are the sole responsibility of the management of CCL.

Apex was not involved in the drafting of the Report or of the Reporting Criteria. Our responsibilities were to:

- obtain limited assurance about whether the Subject Matter has been prepared in accordance with the Reporting Criteria;
- form an independent conclusion based on the assurance procedures performed and evidence obtained; and
- report our conclusions to the Stakeholders of CCL.

Assessment Standards

- We performed our work in accordance with Apex's standard procedures and guidelines for external Assurance of Sustainability Reports and International Standard on Assurance Engagements (ISAE) 3000 Revised, Assurance Engagements Other than Audits or Reviews of Historical Financial Information (effective for assurance reports dated on or after Dec. 15, 2015), issued by the International Auditing and Assurance Standards Board. A materiality threshold of ± 5 -percent was set for the assurance process.

Summary of Work Performed

As part of our independent verification, our work included:

- Assessing the appropriateness of the Reporting Criteria for the Subject Matter;
- Conducting interviews with relevant personnel of CCL;
- Reviewing the data collection and consolidation processes used to compile Subject Matter, including assessing assumptions made, and the data scope and reporting boundaries;
- Reviewing documentary evidence provided by CCL;
- Agreeing a selection of the Subject Matter to the corresponding source documentation;
- Reviewing CCL systems for quantitative data aggregation and analysis; and
- Assessing the disclosure and presentation of the Subject Matter to ensure consistency with assured information.

Data Verified:

- Water Supply and Consumption: 1,544,000 cubic meters

Conclusion

On the basis of our methodology and the activities described above:

- Nothing has come to our attention to indicate that the Subject Matter is not fairly stated in all material respects; and
- It is our opinion that CCL has established appropriate systems for the collection, aggregation, and analysis of quantitative data such as water supply data



Statement of Independence, Integrity and Competence

Apex is an independent professional services company that specializes in Health, Safety, Social and Environmental management services including assurance with over 30 years history in providing these services.

Apex has implemented a Code of Ethics across the business to maintain high ethical standards among staff in their day-to-day business activities.

No member of the assurance team has a business relationship with CCL, its Directors, or Managers beyond that required of this assignment. We have conducted this verification independently, and there has been no conflict of interest.

The assurance team has extensive experience in conducting assurance over environmental, social, ethical and health and safety information, systems and processes, has over 20 years combined experience in this field and an excellent understanding of Apex's standard methodology for the verification of greenhouse gas emissions data.

Attestation:



Trevor Donaghu, Lead Verifier
Program Manager
Pleasant Hill, California
Trevor.Donaghu@Apexcos.com

6/3/2022

Reviewed by:



Cody Lorentson, Technical Reviewer
Project Manager
Lakewood, Colorado
Cody.Lorentson@Apexcos.com



CCL Industries Inc.

111 Gordon Baker Road, Suite 801
Toronto, ON M2H 3R1, Canada
Tel +1 (416) 756 8500

161 Worcester Road, Suite 502
Framingham, MA 01701, U.S.A.
Tel +1 (508) 872 4511
www.cclind.com

