

OUR  
STRENGTH  
TODAY

# 2021

ENERGIZES  
OUR  
FUTURE

SUSTAINABILITY  
REPORT



OUR  
STRENGTH  
TODAY

ENERGIZES  
OUR  
FUTURE

# Together

SEMPRA INFRASTRUCTURE IS ON A BRIGHT  
PATH TOWARDS THE NEXT ERA OF ENERGY.

**US\$1,997 M**  
Revenues

**3**  
Bussines lines

**US\$14,408 M**  
Total assets



OUR  
STRENGTH  
TODAY

ENERGIZES  
OUR  
FUTURE

# Diversity

OUR DIVERSITY AND CULTURAL WEALTH PROVIDE  
THE ENERGY TO RESPOND TO THE DAILY NEEDS  
OF MILLIONS OF PEOPLE AND INDUSTRIES.

**2,185**  
Employees

**30%**  
Women of our workforce

**US\$9,979,555**  
Social investment\*

\*Refer to page 93. ✨

LOS INDIOS COMPRESSOR STATION





OUR  
STRENGTH  
TODAY

ENERGIZES  
OUR  
FUTURE

# Sustainability

OUR COMBINED STRENGTH HELPS US CREATE  
SUSTAINABLE ENERGY INFRASTRUCTURE  
TO HELP ENABLE THE ENERGY TRANSITION  
IN THE MARKETS WE SERVE.

**1,077,217**

Avoided tonnes of CO<sub>2</sub>e emissions  
by clean power generation

**> 750**

Acres of viable wetlands restored  
by Cameron LNG since 2005

**2,546,613 MWh**

Net renewable energy generated





OUR  
STRENGTH  
TODAY

ENERGIZES  
OUR  
FUTURE

# Future

AT SEMPRA INFRASTRUCTURE, WE ARE READY  
TO DELIVER ENERGY FOR A BETTER WORLD.



# CONTENTS

About Semptra Infrastructure	7
Letter from our CEO	13
Letter from our President and Chief Sustainability Officer	14
25 Years of progress	16
Our numbers	18
Awards and recognitions	20
Covid-19 response	22

<b>ENVIRONMENT</b>	<b>58</b>
Environmental governance	59
Climate change strategy and risk management	61
GHG emissions profiles	68
Biodiversity and responsible land use	72
Water management	76
Success story - Cameron LNG	77

<b>BUSINESS MODEL</b>	<b>23</b>
Business lines	24
Assets	28
Customers & commercial partners	32
Sustainability	34
External and corporate affairs	43
Success story - Energía Sierra Juárez phase 2	45

<b>CHAMPIONING PEOPLE</b>	<b>79</b>
People and culture	80
Health & safety	85
Sustainable supply chain	90
Community engagement	92

<b>CORPORATE GOVERNANCE</b>	<b>46</b>
Equity holders	47
Board of directors	48
Leadership team	49
Corporate ethics	51
Risk management	53
Cybersecurity	56

<b>APPENDIX</b>	<b>104</b>
About this report	105
Forward-looking statements and other information	108
Independence assurance report	110
Principles of the UN Global Compact	113
GRI Content Index	114
SASB Standard responses	120
TCFD Alignment	124
ESG Performance	125
Glossary	141





# ABOUT SEMPRA INFRASTRUCTURE

GRI: 102-2

Through the combined strength of our assets in North America, we are dedicated to helping enable the energy transition and beyond. Prioritizing sustainability, innovation, world-class safety, championing people, resilient operations and social responsibility, our more than 2,000 employees develop, build, and operate energy infrastructure projects in three business lines - LNG and Net-Zero Solutions, Energy Networks and Clean Power - that aim to play a crucial role in the energy systems of the future.

Sempra Infrastructure was formed by consolidating two leading energy businesses: Sempra LNG and IEnova.

**“THE INFRASTRUCTURE MARKET NEEDS SCALE AND CAPITAL. WITH OUR RECENT CONSOLIDATION, SEMPRA INFRASTRUCTURE CREATES A STRONGER BUSINESS TO ENABLE US TO BUILD OUR PROJECTS MORE EFFICIENTLY.”**

**Faisel Khan**

Senior Vice President and Chief Financial Officer

SEMPRA INFRASTRUCTURE DELIVERS  
ENERGY FOR A BETTER WORLD.

## SEMPRA LNG

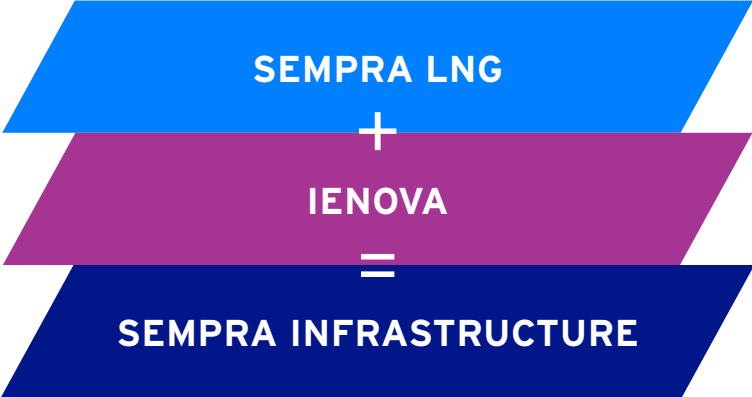
Provides sustainable, safe and reliable access to U.S. natural gas for global markets through a 50.2%<sup>1</sup> interest in Cameron LNG, with an export capacity of approximately 12 million tonnes per annum (Mtpa) of LNG, and the development of additional LNG export facilities on the Gulf of Mexico and the Pacific Coast of North America.

## IENOVA

Is among the leading private energy infrastructure companies in Mexico and works to provide sustainable, safe, and reliable access to energy to homes, businesses, and industries throughout Mexico. Assets include natural gas, LPG and ethane transportation and storage, infrastructure for the sale and distribution of natural gas, storage and regasification of LNG, storage of refined products, and clean power generation facilities, mainly solar and wind.

<sup>1</sup> This ownership share is applicable prior to Sempra's 2021 sale of a noncontrolling interest in SI Partners.





WE ARE WELL-POSITIONED TO CONTINUE THE DEVELOPMENT OF LARGE-SCALE ENERGY INFRASTRUCTURE, AND TO BUILD ON THAT MOMENTUM AS WE INNOVATE AND EXPLORE OPPORTUNITIES IN NEW TECHNOLOGIES WHILE SUPPORTING THE ENERGY NEEDS OF OUR CUSTOMERS IN THE U.S., MEXICO AND AROUND THE WORLD.

**Develops**, builds, operates, and invests in energy infrastructure to deliver energy for a better world.

**Operates** in accordance with strong environmental, social and governance (ESG) practices, with sustainability at the core of corporate strategy and operations.

**Champions people** by fostering an engaged, high performing, diverse and multicultural organization.

**Works** towards achieving world-class safety with the health, safety and security of employees, communities and assets remaining as a top priority.

**Helps** advance the energy transition through lower carbon energy infrastructure.







WE WILL CONTINUE DEVELOPING AND  
OPERATING THE NEXT GENERATION OF  
INFRASTRUCTURE WITH AN UNWAVERING  
FOCUS ON SAFETY AND RELIABILITY.

CAMERON LNG

“THROUGH OUR LONG-TERM  
RELATIONSHIPS AND STRATEGIC  
ALLIANCES WITH WORLD-CLASS  
COMPANIES, WE CONTINUE TO  
WORK TOWARD OUR MISSION OF  
BEING NORTH AMERICA’S LEADING  
INFRASTRUCTURE COMPANY.”

**Tania Ortiz**  
Group President for Clean Power  
and Energy Networks

AT SEMPRA INFRASTRUCTURE:

- Our mission is to be **North America’s leading energy infrastructure company.**
- Through the combined strength of our assets in North America, we provide access to **cleaner, safer and more affordable and sustainable energy** to help meet the world’s demands.
- A focus on innovation and new technologies helps us **build the energy systems of the future.**





SEMPRA INFRASTRUCTURE'S  
BUSINESS LINES AND  
EXPERIENCED TEAMS  
CREATE SCALE, UNLOCK  
SYNERGIES, AND ENABLE  
THE GLOBAL ENERGY  
TRANSITION, THROUGH OUR  
STRENGTHENED POSITION:

## STRATEGIC

Our advantageous North American location, the combined strength of our assets and our strong multinational team position us to become one of North America's leading energy infrastructure companies and a facilitator of the energy transition by providing cleaner energy to markets around the world.<sup>2</sup>

## FINANCIAL

Our consolidated business creates scale and is expected to allow better access to efficient capital sources. We believe that growth prospects increase when two strong companies can successfully come together, and we strive to maintain solid financial results.

## MARKET

We can leverage major integration trends among energy markets in the U.S. and Mexico, by understanding the closely interlinked energy networks of both countries.

## GEOGRAPHIC

We operate in a strategic position in North America, where we have access to an abundant supply of natural gas and favorable geographical conditions for developing renewable energy projects to help meet the needs of our customers around the world.

## CULTURAL

Our workforce's diverse cultural background and expertise in the U.S. and Mexico helps us to collaborate in shaping a better future.

## SOCIAL

We continue our commitment to be a positive force in the communities where we operate by building strong and long-lasting relationships and investing in meaningful social programs.

## COMMITMENT

We have a longstanding commitment to contribute to the sustainable development of North America and the world.

<sup>2</sup> We see natural gas as a beneficial transition fuel as it displaces the use of more pollutant fuels.





CAMERON LNG

AT THE FOREFRONT OF NORTH AMERICAN ENERGY MARKETS, SEMPRA INFRASTRUCTURE IS POSITIONED TO PROVIDE SAFE, SUSTAINABLE, AND RELIABLE ACCESS TO CLEANER ENERGY, WHILE PLAYING A KEY ROLE IN ENABLING THE ENERGY TRANSITION.

## OUR VISION AND MISSION

We develop, build, operate and invest in the energy systems of the future to help address market demands and displace high-emission fuels with cleaner options. We are working to improve and expand existing energy systems and advance next-generation fuels like hydrogen and ammonia-mixed options, storage facilities, and carbon reduction and sequestration initiatives, among others.

For this report, IEnova is referred to as Sempra Infrastructure Mexico, and Sempra LNG is referred to as Sempra Infrastructure U.S. The combined organization is Sempra Infrastructure.

**OUR VISION IS TO DELIVER ENERGY FOR A BETTER WORLD.** We are committed to doing what is right for our people and our planet. We aim to deliver energy in a sustainable way and to allow access to safe and reliable energy sources to improve people's lives, inspire innovation in clean energy technologies, and help create possibilities and opportunities. At Sempra Infrastructure we contribute to creating a more sustainable world.

**OUR MISSION IS TO BE NORTH AMERICA'S LEADING ENERGY INFRASTRUCTURE COMPANY.** With a focus on sustainability, innovation, world-class safety, championing people and resilient operations, Sempra Infrastructure is well-positioned to be a leader in North America and beyond through our three business lines: LNG and Net-Zero Solutions, Clean Power and modernized Energy Networks.



# OUR VALUES AND GUIDING PRINCIPLES

GRI: 102-16

At Semptra Infrastructure, our key strengths are our values and our guiding principles. These are instilled in our employees and reflected in our daily operations and our strategies. Our employees live these values and principles each day.

## OUR VALUES

**DO THE RIGHT THING.** We are guided by our ethics, our focus on safety, and our willingness to stand for what is right.

**CHAMPION PEOPLE.** We invest in people and value diversity and inclusion because we believe it elevates performance and helps us partner responsibly.

**SHAPE THE FUTURE.** We are forward thinkers who innovate and collaborate with stakeholders to make a positive difference.

## OUR GUIDING PRINCIPLES

OUR GUIDING PRINCIPLES LEAD OUR ACTIONS.  
THIS IS THE SEMPRA INFRASTRUCTURE WAY.

SAFETY

CUSTOMER FOCUS

SUSTAINABILITY

PARTNERSHIPS

PEOPLE

CAPITAL EFFICIENCY

CULTURE

FINANCIAL PERFORMANCE,  
RISK & COMPLIANCE

EXCELLENCE

TECHNOLOGY & INNOVATION



# LETTER FROM OUR CEO

GRI: 102-14



It is my great pleasure to present Sempra Infrastructure's inaugural Sustainability Report.

The last two years have demonstrated how critical energy is to our interconnected world. Today we face the challenges of maintaining public health and safety in the context of an ongoing global pandemic, persistent supply chain disruptions, the war in Ukraine, the unrelenting threats of natural disasters, and global climate change.

As a leading North American energy infrastructure company, we take seriously our role in advancing worldwide energy security, economic growth, and energy decarbonization. We are committed to do so in an environmentally responsible way, in partnership with our employees, communities, partners, customers, and other stakeholders.

Our commitment to sustainability is integral to how we do business and is embodied in our vision to deliver energy for a better world. We work to serve

the world's growing demand for energy with secure, reliable and cleaner energy. We are committed to building healthy communities and continually looking to advance energy technology. In this report, we describe our sustainability practices and reiterate our Mexico business commitment to the Ten Principles of the United Nations Global Compact.

Our success is ultimately powered by our people. As we develop energy infrastructure for a better world, the health, safety, and security of our employees and communities remains our central focus.

I am looking forward to the journey yet to come as we continue to develop an inclusive and diverse workplace built on our common values:

Do the right thing | Champion people | Shape the future

UNITED BY THESE VALUES AND PARTNERING WITH OTHERS  
WHO SHARE OUR VISION OF A SECURE AND SUSTAINABLE  
FUTURE, I CAN ASSURE YOU THAT SEMPRA INFRASTRUCTURE  
IS JUST GETTING STARTED.

**Justin Bird**  
Chief Executive Officer



# LETTER FROM OUR PRESIDENT AND CHIEF SUSTAINABILITY OFFICER

GRI: 102-14

The choices the world faces have become stark. Will nations risk economic health by remaining bound to unreliable energy suppliers? Will they expedite the development of infrastructure necessary to allow for more diverse suppliers and sources of energy? Will established decarbonization goals advance, or will they be realigned considering current geopolitical risks?

At Semptra Infrastructure, we stand ready to enable both energy and environmental security for customers here in North America and around the world. With the combination of two world-class organizations, IEnova and Semptra LNG, we are working to create greater scale and range to securely and sustainably enable both goals.

Our three business lines, LNG and Net-Zero Solutions, Energy Networks, and Clean Power are each contributing to a better future. So far this year, Semptra Infrastructure has:

- Added 26 new wind turbines to the Energía Sierra Juárez wind farm in Baja California, Mexico that are delivering up to 108 MW of renewable energy into the California ISO market and entered into an MOU with TotalEnergies to expand our collaboration beyond LNG to renewable energy projects.

- Began operations at our Veracruz and Valle de México refined products terminals, providing increased energy security for Mexico.
- Entered into Memorandum of Understanding with CFE and Total for the advancement of the Vista Pacífico LNG project in Sinaloa, Mexico, creating the potential to bring natural gas to underserved markets in Mexico and creating a new Pacific Coast LNG outlet to reach Asian markets.
- Advanced the development of a low-emission, capital efficient expansion of Cameron LNG Phase 2 through the electrification of Train 4, and partnered with Entergy Louisiana to establish a framework to power the facility with new sources of renewable energy.
- Created the potential for a first-mover advantage with our Hackberry Carbon Sequestration facility.
- Entered into Heads of Agreement with multiple counterparties for potential offtake from Cameron LNG Phase 2 and Port Arthur LNG, potentially enabling new sources of natural gas for key European customers while also committing to work with these customers toward decarbonization initiatives.



IN THE EIGHT SHORT MONTHS SINCE THE FORMATION OF SEMPTRA INFRASTRUCTURE, THE IMPORTANCE OF ROBUST AND RESILIENT ENERGY INFRASTRUCTURE HAS BECOME ALL TOO APPARENT, AS HAS THE OPPORTUNITIES FOR NORTH AMERICA TO HELP RESHAPE THE GLOBAL ENERGY SUPPLY PARADIGM.





Sempra Infrastructure is becoming a more global strategic player in the energy industry. The infrastructure we develop establishes us as a key participant in advancing Europe's energy diversification, meeting Asia's energy growth, and lowering energy-related emissions here in North America.

None of these goals, however, can be achieved without our dedicated workforce. Since our formation, this newly combined team has worked with great discipline to continue our intense and unwavering focus on advancing safe and resilient infrastructure. Whether in Texas, Mexico, or Louisiana, we have had the privilege of continuing to serve the needs of our communities, foster our high-performance culture, and celebrate

the wonderfully diverse backgrounds of our more than 2,000 employees. We are and will remain a company that actively champions our people.

I am grateful to our partners and investors, our employees and suppliers, and our communities and customers that have helped us create the first chapter for Sempra Infrastructure. I am excited about how this foundational Sustainability Report will provide the baseline for all our future efforts to deliver energy for a better world.

**Dan R. Brouillette**  
President and Chief Sustainability Officer

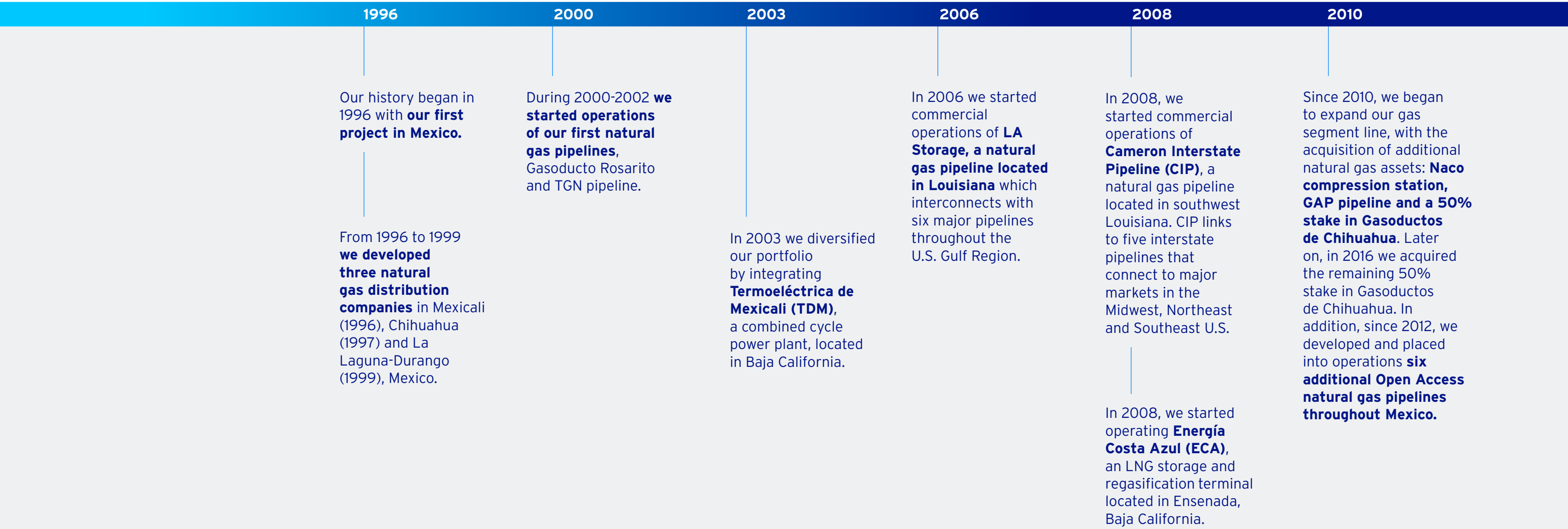




# 25 YEARS OF PROGRESS

GRI: 102-7

SEMPRA INFRASTRUCTURE’S EXPERIENCE BUILDING AND OPERATING ENERGY INFRASTRUCTURE FOR A BETTER WORLD OUTSIDE THE REGULATED UTILITY SPACE SPANS OVER TWO DECADES. SEMPRA INFRASTRUCTURE WAS CONSOLIDATED IN 2021 FOLLOWING A LONG HISTORY AND STRONG FOUNDATIONS FOR DEVELOPING ESSENTIAL ENERGY INFRASTRUCTURE PROJECTS IN NORTH AMERICA.







# 25 YEARS OF PROGRESS

GRI: 102-7

WE HAVE MORE THAN 25 YEARS OF EXPERIENCE AND COMMITMENT IN THE U.S. - MEXICO BORDER REGION.

2014	2016	2019	2020	2021	
<p>In 2014 <b>Cameron LNG</b>, one of the first liquefaction-export projects in the U.S., <b>was established as a limited liability company</b> through the joint venture agreement with our partners on the project.</p> <p>In 2014-2015 we built and <b>started operating Energía Sierra Juárez (ESJ), the first U.S. - Mexico</b> cross-border wind facility, in Tecate, Baja California.</p>	<p>In 2016-2021, we <b>started operations of Rumorosa, Tepezalá, Pima, Don Diego, and Border Solar facilities</b> and began the construction of our refined products storage terminals.</p>	<p>In 2019, we received authorization to site, construct and operate the <b>Port Arthur LNG project, a proposed natural gas liquefaction and export terminal</b> in Southeast Texas with direct access to the Gulf of Mexico.</p>	<p>In 2020, our Cameron LNG facility started commercial operations under existing tolling agreements to <b>export LNG to customers in the global market from three liquefaction trains.</b></p> <p><b>In 2020 ECA LNG Phase 1</b>, a project under construction expected to <b>add natural gas liquefaction capabilities to the ECA terminal</b>, was the only LNG project in the world to reach a final investment decision (FID).</p>	<p>In 2021 we <b>started operations of the Veracruz and Valle de México refined products terminals</b>, as well as the <b>Energía Sierra Juárez Phase 2 (ESJ Phase 2)</b> wind facility.</p>	<p><b>AS WAS THE CASE 25 YEARS AGO, WE REMAIN COMMITTED TO CONTINUING TO HELP DEVELOP LARGE-SCALE ENERGY INFRASTRUCTURE IN NORTH AMERICA WHILE MAINTAINING OUR DISCIPLINED AND SUSTAINABLE BUSINESS MODEL AND CONTRIBUTING TO THE REGION'S DEVELOPMENT.</b></p>



# OUR NUMBERS

GRI: 102-7

## SEMPRA INFRASTRUCTURE

2

Countries

3

Business lines

3

Equity holders<sup>3</sup>

2,185

Employees

US\$1,997 M

Revenues

US\$14,408 M

Total assets



<sup>3</sup> On June 1, 2022, Sempra completed the sale of a 10% non-controlling interest in SI Partners to a wholly owned affiliate of the Abu Dhabi Investment Authority, which increased the number of owners to 3.



# OUR NUMBERS

GRI: 102-7



## LNG AND NET-ZERO SOLUTIONS

2

LNG storage and regasification facilities

1

Natural gas liquefaction facility

<sup>4</sup> Transportation system with associated storage capacity.

<sup>5</sup> Puebla facility is under commissioning; Topolobampo project is expected to commence commercial operations in the second half of 2022. A project that is under commissioning is fully constructed but still in the final phases of physical tests and verification of the facilities, and therefore not yet fully operational.

<sup>6</sup> Sempra Infrastructure is also developing terminals for the receipt, storage, and delivery of liquid fuels in the vicinity of Manzanillo and Ensenada.

<sup>7</sup> ESJ Phase 2 started operations January 2022.



## ENERGY NETWORKS

4,572 km

Natural gas distribution pipelines

3,079 km

Natural gas transportation pipelines (MX & U.S.)

224 km

Ethane transportation pipelines

190 km

LPG transportation pipelines<sup>4</sup>



142,671

Gas distribution customers

11

Cross-border pipelines

1

LPG storage facility

4.58 MMbbl

Refined products storage capacity under construction or in operation<sup>5,6</sup>



## CLEAN POWER

1,699 MW

Power generation capacity<sup>7</sup>

2,546,613 MWh

Renewable energy generated

2

Wind power generation facilities in operation

5

Solar power generation facilities in operation

1

Natural gas fired power plant



# AWARDS AND RECOGNITIONS



**World Finance Oil & Gas Award for Excellence** in recognition of world-class safety, operational excellence, business strategy, and commercial strength within our LNG business.



**The Energy Risk Award, Deal of the Year**, for our ECA LNG Phase 1 project under construction, which was the only export facility worldwide to reach a final investment decision in 2020.



**LatinFinance Oil and Gas Financing of the Year Award** for our ECA LNG Phase 1 project under construction for having secured financing in 2020.



**National Safety Council Perfect Record Award** for Cameron LNG Phase 1 for its outstanding milestone of 89 million hours worked without a lost-time incident.



**CWC Americas LNG & Gas Series Sustainability & HSSE Award** for promoting sustainable and safe operations within the LNG business.



**S&P Global Platts Global Energy Award of Excellence - LNG** for our leadership, innovation, and exemplary performance in 2021.



Finalist, Financial Deal of the Year in the **S&P Global Platts Global Energy Awards**.



**500 Most Important Companies in Mexico, Responsible Company, and Top 30 Promises in Business** recognitions from Expansión Magazine.



**Socially Responsible Company Award** from the Mexican Center for Philanthropy (CEMEFI by its acronym in Spanish) for our company's corporate social responsibility and commitment to Mexico's development.



**Great Place to Work (GPTW), Great Place to Work for Women** and **Great Place to Work in Challenging Times** recognitions by the Great Place to Work Institute.



Human Rights Campaign **Best Place to Work for LGBTQ+ recognition**.



# AWARDS AND RECOGNITIONS



**Top 500 influencers in LATAM against COVID-19 recognition** by Bloomberg Online for our actions during the pandemic and the support given to our employees and communities.



**Leader in Sustainability in Mexico and Leading Company in Corporate Governance in Mexico** by ALAS20 for our excellence regarding the public disclosure of information on sustainable development practices, corporate governance, and responsible investment.



**Top 100 Leaders and ESG Ranking inclusion** by Corporate Reputation Business Monitor (MERCOS by its acronym in Spanish) for our reputation and positioning within the Mexican market and for being one of the top companies in the construction and infrastructure sector in the country.



**Forbes Magazine's Mexico's Most Powerful Women in 2020** - Tania Ortiz



**Líderes Mexicanos Magazine's Most Exceptional Women in Mexico** - Tania Ortiz



**Energía Hoy Magazine's Top 10 Women & Energy** - Tania Ortiz




**T21 Magazine's Top 100 Leaders in Logistics** - Tania Ortiz



# COVID-19 RESPONSE

During the last two challenging years brought on by the COVID-19 pandemic, at Sempra Infrastructure we pivoted early to new ways of working, such as telecommuting and other innovative uses of technology. We also put in place procedures to support and protect the health, safety and well-being of our employees and communities while implementing strategies and processes to promote the continuity of our operations.

In 2021, we continued to improve and evolve our processes to maintain the safety and reliability of our operations, with employee safety always in mind. We facilitated flexible work schedules, which included rotations, staggered working teams and remote working. Technological and organizational tools supported increased communication while maintaining social distancing. Additionally, COVID-19 screening, detection and heightened cleaning protocols were used.

To help mitigate the effects of COVID-19 in our communities, we supported programs through donations and employee volunteering.<sup>8</sup> In Mexico, we donated medical protection equipment, food packages and personal hygiene kits in 20 Mexican states, totaling a value of US\$972,409. For further information, please refer to the **“COVID-19 continuous response”**  section of this report.

In Texas, Port Arthur LNG partnered with community organizations to help those most vulnerable during the COVID-19 pandemic. These efforts included a donation to the United Board of Missions supporting its Meals on Wheels program, which delivers hot meals to seniors and homebound individuals. Cleaning supplies, medical equipment, and other items were also made available.

WE WILL CONTINUE ADJUSTING EXISTING PROGRAMS AS THE COVID-19 PANDEMIC EVOLVES, AND WE WILL LOOK FOR NEW AND BETTER WAYS TO ADAPT AS THE SITUATION CHANGES AROUND OUR FACILITIES, TO PROVIDE FOR THE HEALTH AND SAFETY OF OUR EMPLOYEES, CUSTOMERS, AND COMMUNITIES WE SERVE.



BORDER SOLAR PARK

<sup>8</sup> At Cameron LNG, employees were able to voluntarily participate in a payroll deduction program in order to support nonprofit charitable organizations.



# 01

## BUSINESS MODEL

GRI: 102-2, 203-2

WE ARE WELL-POSITIONED WITH  
SIGNIFICANT SCALE AND  
STRATEGIC CAPABILITIES  
FOCUSED ON THREE BUSINESS  
LINES: LNG AND NET-ZERO  
SOLUTIONS, ENERGY NETWORKS,  
AND CLEAN POWER.

CAMERON LNG





# BUSINESS LINES

GRI: 102-2, 102-6



## LNG AND NET-ZERO SOLUTIONS

Our LNG facilities and development projects on the Pacific and Gulf Coasts of North America help serve our customers' energy diversification and energy transition ambitions. These assets have a favorable strategic position for the further development of the North American LNG market. We continue to leverage technology to improve our business and are advancing next-generation technologies like carbon sequestration and clean hydrogen.



## ENERGY NETWORKS

We own and operate natural gas transportation and distribution pipelines in Mexico and the U.S., plus ethane pipelines, LPG transportation and storage, and a network of refined products storage terminals in Mexico. We operate more than 8,000 km of pipeline infrastructure, including cross-border pipelines.<sup>9</sup> Through our energy networks infrastructure, we help meet the energy needs and promote the growth and development of the markets that we serve.



## CLEAN POWER

With a focus on safe and reliable integration into North America's power grids, we operate more than 1,600 megawatts of clean energy projects in Mexico with significant cross-border renewable energy development opportunities in the portfolio to support the energy transition.

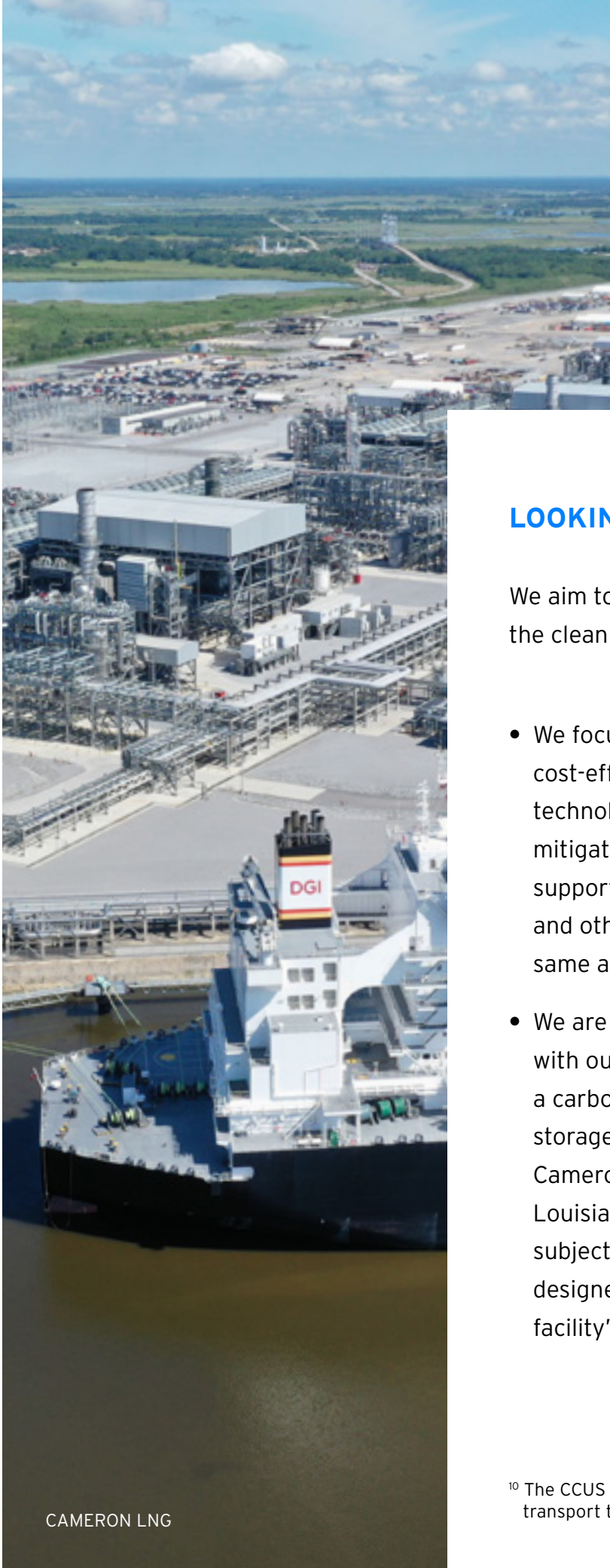
<sup>9</sup> Mexico has twenty-five natural gas entry points by pipeline across the border with the United States, of which eleven are owned by Sempra Infrastructure.



# LNG AND NET-ZERO SOLUTIONS

Through LNG and Net-Zero Solutions business line, our company liquefies natural gas and regasifies LNG at strategically-located terminals on the Pacific and Gulf Coasts, while advancing the expansion of our net-zero business.

LIQUEFIED NATURAL GAS (LNG) IS A TRANSITION FUEL THAT HELPS DISPLACE HIGHER-POLLUTING FOSSIL FUELS AND OUR LNG BUSINESS CONTRIBUTES TO OUR EFFORTS RELATED TO THE ENERGY TRANSITION. SEMPRA INFRASTRUCTURE IS SET TO LEVERAGE THE OPPORTUNITIES FROM A GROWING DEMAND FOR LOWER-CARBON FOSSIL FUEL TO PROVIDE ENERGY RELIABILITY TO COMPLEMENT RENEWABLE SOURCES. OUR ASSETS HAVE ACCESS TO SOME OF THE LEADING NATURAL GAS BASINS IN THE U.S.



CAMERON LNG

## VALUE PROPOSITION

A KEY PLAYER IN THE GLOBAL ENERGY TRANSITION

## LOOKING AHEAD

We aim to stay at the forefront of energy innovations focusing on energy diversification and the clean energy transition in markets that our customers serve.

- We focus on working to adopt cost-effective, state-of-the-art technologies and processes to help mitigate our carbon footprint and support our customers, partners, and other stakeholders to do the same across their supply chains.
- We are developing, in collaboration with our Cameron LNG JV partners, a carbon capture, utilization, and storage (CCUS<sup>10</sup>) project near the Cameron LNG facility in Hackberry, Louisiana. This project, which is subject to receiving permits, is being designed to allow us to reduce our facility's direct carbon emissions.
- We are moving forward with implementing the Oil & Gas Methane Partnership 2.0 at Cameron LNG to determine new ways to help reduce scope 1 emissions for this facility.
- We strive to expand our business portfolio to include net-zero solutions. While methane emissions from our liquefaction facility are well-mitigated to fugitive levels, we understand the heightened impact of methane as a greenhouse gas and believe it is important to work with upstream and downstream producers and operators, industry members, policymakers, and researchers to lower methane emissions throughout the natural gas value chain.

<sup>10</sup> The CCUS process consists of capturing the CO<sub>2</sub> from the pre-treatment processes of the Cameron LNG facilities, transport the CO<sub>2</sub> by pipeline into a separate property, and then injecting it into the subsurface to sequester the CO<sub>2</sub>.

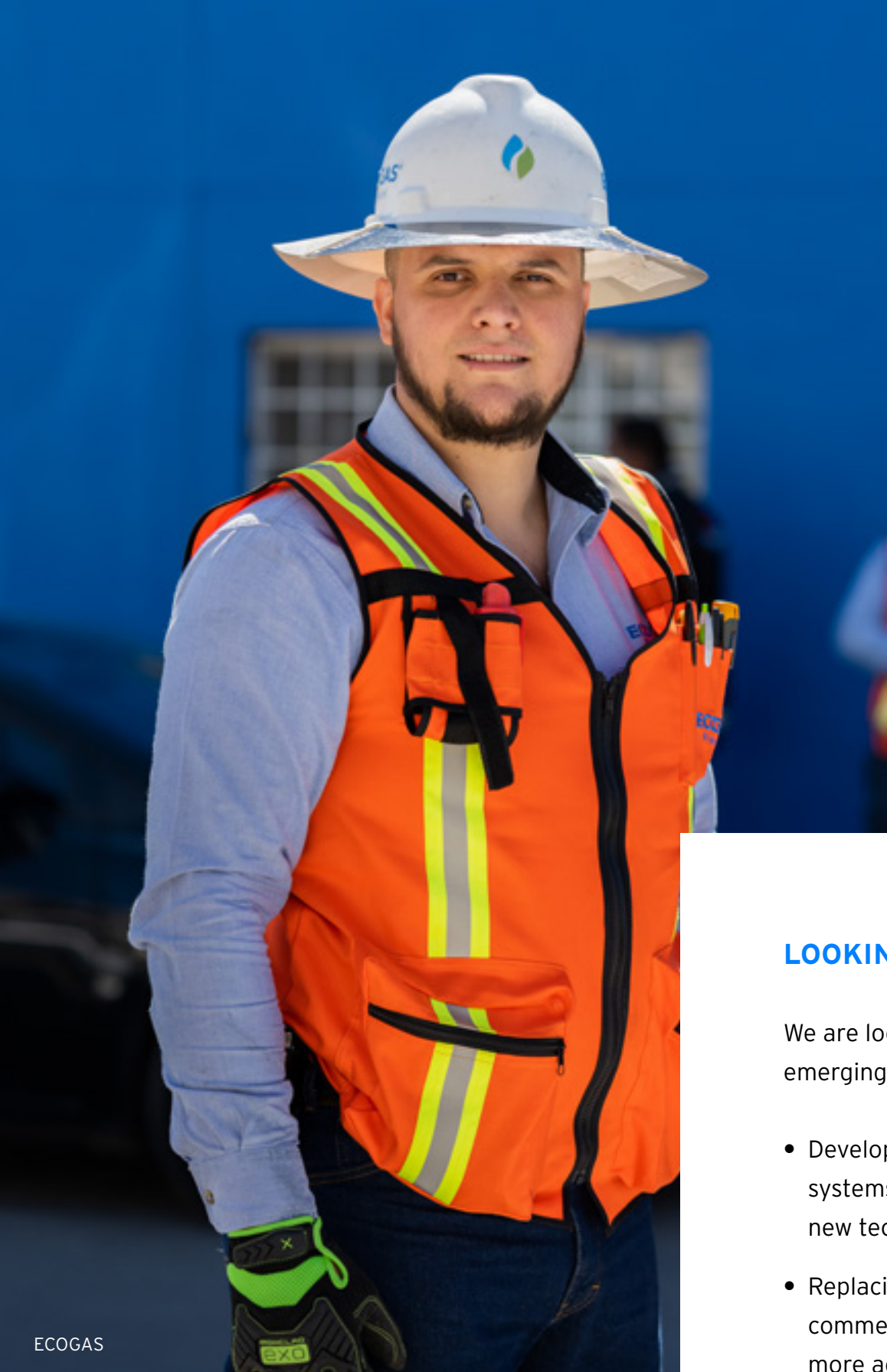


# ENERGY NETWORKS

Energy Networks business line includes our natural gas, LPG and ethane infrastructure, and our refined products storage business. Through these assets, we support North American energy networks integration, fostering the region’s economic development and competitiveness by contributing to meeting present and future energy demands.

The demand for natural gas is expected to continue growing over the next few years as the need to displace more polluting fuels becomes increasingly important. We strive to adapt our operations as we make progress to aid in this energy transition.

SEMPRA INFRASTRUCTURE  
IS A LEADER IN NATURAL GAS  
INFRASTRUCTURE IN  
NORTH AMERICA.



ECOGAS

## VALUE PROPOSITION

LARGEST NATURAL GAS TRANSPORTATION CAPACITY IN MEXICO AND 11 CROSS-BORDER NATURAL GAS INTERCONNECTIONS BETWEEN MEXICO AND THE U.S. WITH AN AVAILABLE IMPORT CAPACITY OF 9,716 MMSCFD.<sup>11</sup>

## LOOKING AHEAD

We are looking into a wide range of emerging opportunities, including:

- Developing remote asset-monitoring systems to take advantage of new technologies.
- Replacing analog residential and commercial meters with new and more accurate smart meters.

<sup>11</sup> Prontuario estadístico, January 2022-Ministry of Energy and Five-Year Expansion Plan CENAGAS. Data updated to the end of 2021.



# CLEAN POWER

Our Clean Power business line is set to respond to the growing need for renewable energy while providing important environmental benefits. We are among the top 10 renewable energy producers in Mexico, with a 1,044 MW installed capacity and significant cross-border renewable opportunities in our development portfolio.

## SEMPRA INFRASTRUCTURE CURRENTLY OWNS AND OPERATES:

5

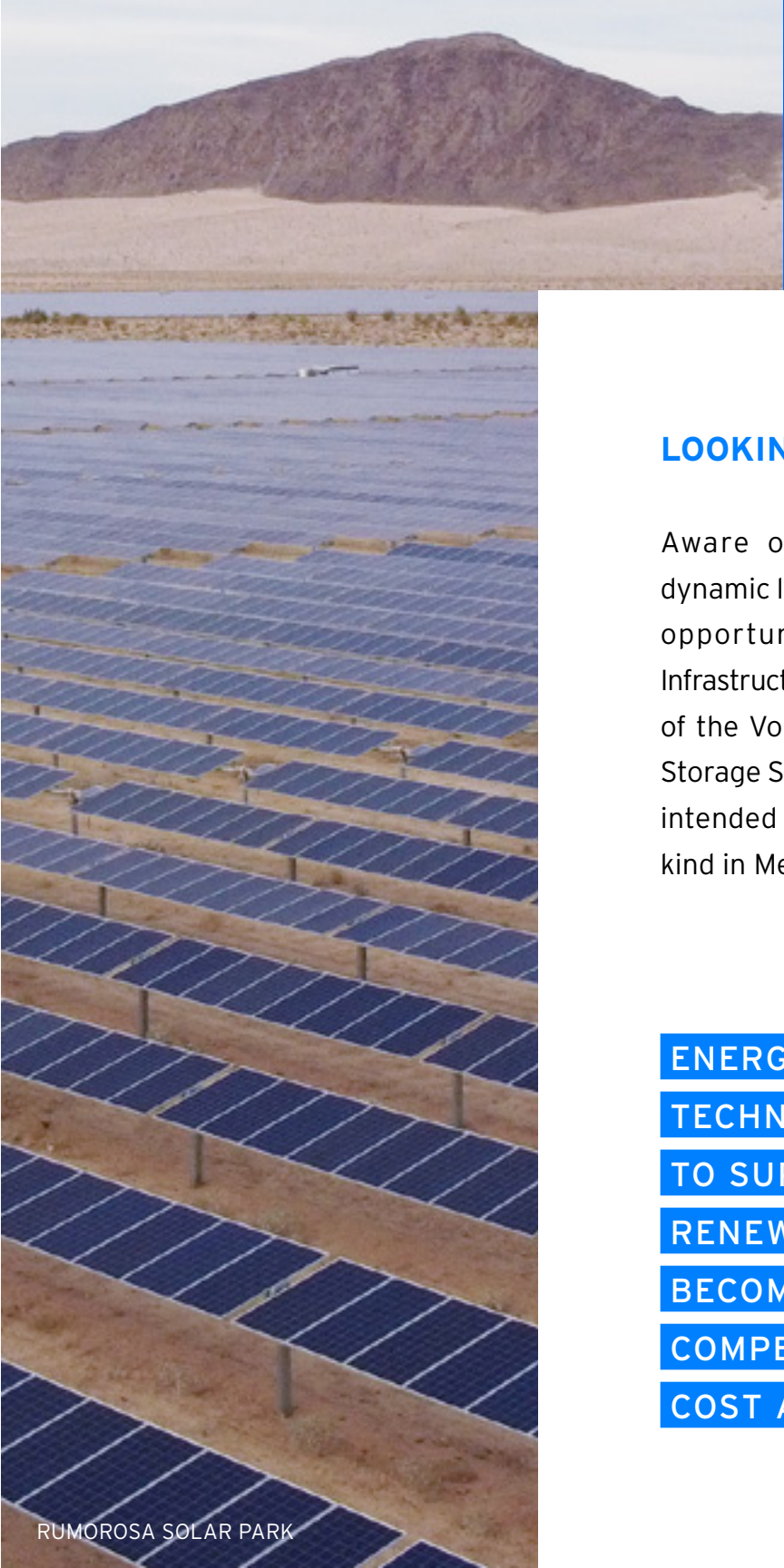
Solar power plants

2

Wind power generation facilities

1

Combined-cycle power generation plant in our Mexico operations



## LOOKING AHEAD

Aware of the energy industry’s current dynamic landscape, we are pursuing pioneering opportunities in energy storage. Sempra Infrastructure is in the early stages of development of the Volta de Mexicali (VDM) Battery Energy Storage System (BESS) - a cross-border venture intended to become the largest project of its kind in Mexico.

ENERGY STORAGE  
TECHNOLOGY IS ESSENTIAL  
TO SUPPORT THE GROWTH OF  
RENEWABLES AND IS  
BECOMING INCREASINGLY  
COMPETITIVE IN TERMS OF  
COST AND EFFICIENCY.

## VALUE PROPOSITION

STRONG GROWTH IN THE  
RENEWABLES MARKET WILL  
CONTRIBUTE TO SATISFYING  
UTILITY, PRIVATE SECTOR,  
AND GOVERNMENT-MANDATED  
REQUIREMENTS IN MEXICO  
AND SOUTHWESTERN U.S.  
SIGNIFICANT CROSS-BORDER  
RENEWABLE OPPORTUNITIES IN  
OUR DEVELOPMENT PORTFOLIO.  
ACCESS TO THE U.S. POWER  
MARKET THROUGH HIGH-  
VOLTAGE TRANSMISSION LINES  
WITH SPARE CAPACITY.



# ASSETS

GRI: 102-2, 102-4, 102-6, 102-10, 203-1

OUR THREE BUSINESS LINES  
INCLUDE ASSETS LOCATED  
IN THE U.S. AND MEXICO.

- GAS DISTRIBUTION
  - LNG TERMINAL
  - LNG TERMINAL IN DEVELOPMENT / CONSTRUCTION
  - LPG TERMINAL
  - STORAGE TERMINALS
  - CCGT\* POWER PLANT
  - ENERGY STORAGE
  - WIND POWER PLANT
  - SOLAR POWER PLANT
  - COMPRESSOR STATION GAS DISTRIBUTION
- GAS PIPELINE IN OPERATION
  - LPG PIPELINE IN OPERATION
  - ETHANE PIPELINE IN OPERATION
  - PIPELINE IN DEVELOPMENT

- JV ASSETS
- 1 TC ENERGY JV ASSETS
  - 2 BROOKFIELD JV ASSETS
  - 3 SEMPRA ENERGY & TOTAL JV ASSETS
  - 4 CAMERON LNG JV ASSET

\*Combined cycle gas turbine.





# LNG AND NET-ZERO SOLUTIONS

## OPERATING ASSETS INCLUDE

- Cameron LNG<sup>12</sup>**  
 Three liquefaction trains capable of exporting approximately 12 million tonnes per annum (Mtpa) of LNG.
- Energía Costa Azul (ECA)**  
 LNG storage and regasification terminal.

“OUR COMPANY’S FUTURE IS BRIGHT. WE HAVE A CLEAR SENSE OF PURPOSE, WHERE WE ARE GOING AND HOW WE CREATE VALUE.”

**Martin Hupka**  
 President for LNG and Net-Zero Solutions

## PROJECTS UNDER DEVELOPMENT OR CONSTRUCTION

- ECA LNG Phase 1**  
 Liquefaction project under construction that holds definitive 20-year sale and purchase agreements with Total Energies and Mitsui & Co. for the purchase of a combined 2.5 Mtpa of LNG. Nameplate capacity of 3.25 Mtpa. First LNG production is expected by the end of 2024.
- Baja Sur LNG**  
 An early-stage proposed regasification facility to be located in La Paz, Baja California Sur, Mexico.
- Vista Pacífico LNG Export Project**  
 Potential natural gas liquefaction, storage, and midscale export facility proposed to be located in the vicinity of Topolobampo in Sinaloa, Mexico, the development of which is subject to a non-binding MOU with the CFE.
- Cameron LNG Phase 2 Expansion**  
 Currently under development and expected to consist of one additional train potentially utilizing E-drive motors and increased capacity from debottlenecking of the existing three trains.
- Port Arthur LNG Phase 1**  
 The proposed project under development is projected to consist of two liquefaction trains with a capacity of up to 13.5 Mtpa.
- Hackberry Carbon Sequestration**  
 The proposed project is a Class VI carbon dioxide injection well in Hackberry, Louisiana, near Cameron LNG. It would be able to accommodate CO<sub>2</sub> from the acid gas removal units at Cameron LNG.



CAMERON LNG

<sup>12</sup> We previously owned 50.2% of this JV, whose other partners consist of Mitsui & Co., TotalEnergies, and Japan LNG Investment, LLC, a joint venture between Mitsubishi Corporation and Nippon Yusen Kabushiki Kaisha. This ownership share is applicable prior to the 2021 and 2022 sales of noncontrolling interests in SI Partners to KKR and ADIA.



# ENERGY NETWORKS

## OPERATING ASSETS INCLUDE

3,079 km

Natural gas transportation pipelines

4,572 km

Natural gas distribution pipelines

224 km

Ethane pipelines

13

Natural gas compression stations

80,000 bl

LPG storage capacity

1 LPG

Transportation system 190 km pipeline and associated storage capacity of 40,000 bl

2

Refined Products Storage Terminals<sup>13</sup> for the receipt, storage, and delivery of refined products, located in Veracruz and Valle de México

## PROJECTS UNDER DEVELOPMENT OR CONSTRUCTION

- **Gasoducto Rosarito Expansion**

200 km expansion of the existing 302 km Rosarito Gas Pipeline system located in Baja California, Mexico. This expansion also includes the development of a compression station of approximately 60,000 installed horsepower (HP).

- **Natural Gas Distribution Pipelines (ECOGAS)**

Continuing customer base growth, we aim to reach 150,000 customers connected to the ECOGAS natural gas network by the end of 2022.

- **First ECOGAS Natural Gas Vehicles (NGV) Station**

This project is expected to be the first NGV/ Compressed natural gas (CNG) station open to the public in Chihuahua, Mexico. It is expected to operate in the third quarter of 2023, bringing a cleaner alternative for local public transport, taxis and fleets.

VERACRUZ STORAGE TERMINAL



**VERACRUZ TERMINAL FOR THE RECEIPT, STORAGE AND DELIVERY OF REFINED PRODUCTS IN OPERATION** LOCATED IN VERACRUZ, MEXICO. THIS NEW FACILITY HAS A CAPACITY TO STORE UP TO 2,120,000 BARRELS OF GASOLINE, DIESEL, JET FUEL, OR OXYGENATING ADDITIVES. IT GENERATED OVER 5,500 DIRECT AND INDIRECT JOBS.

<sup>13</sup> Puebla terminal currently under commissioning. Additionally, the Topolobampo, Manzanillo and Baja terminals are under development or construction.





## CLEAN POWER

### OPERATING ASSETS INCLUDE

- **Termoeléctrica de Mexicali (TDM)<sup>14</sup>**  
One combined-cycle power generation facility, located in Mexicali, Baja California.
- **Energía Sierra Juárez and Ventika**  
Two wind power generation assets, located in Baja California and Nuevo León, respectively.
- **Rumorosa Solar, Tepezalá Solar, Pima Solar, Don Diego Solar, and Border Solar**  
Five photovoltaic facilities located in Baja California, Aguascalientes, Sonora, and Chihuahua.



#### BORDER SOLAR IN OPERATION

THIS PROJECT, LOCATED IN CHIHUAHUA, MEXICO IS NOW OPERATING AND HAS AN ESTIMATED ANNUAL CAPACITY OF 150 MW<sub>AC</sub>. INCLUDING BORDER SOLAR, WE NOW HAVE FIVE SOLAR FACILITIES IN OPERATION, TOTALING 529 MW<sub>AC</sub> OF INSTALLED CAPACITY.

### PROJECTS UNDER DEVELOPMENT

- **Volta de Mexicali (VDM)**  
A Battery Energy Storage System (BESS) expected to offer up to 500 MW of total storage capacity in the vicinity of Baja California.

SEMPRA INFRASTRUCTURE IS WELL POSITIONED TO BENEFIT FROM CURRENT OPPORTUNITIES AND ADAPT TO FUTURE MARKET DYNAMICS WITH OUR DIVERSIFIED BUSINESS MODEL AND WELL-BALANCED ENERGY MIX.

<sup>14</sup> TDM belongs to this business line because it is a combined cycle power generation plant fueled by natural gas (with a capacity of 625 MW) that uses advanced environmental technologies that meet or exceed applicable environmental standards in both Mexico and the State of California in the U.S. In addition, it is one of the cleanest and lowest marginal cost natural gas-fired plants under the supervision of the Western Electricity Coordinating Council (WECC).



# CUSTOMERS & COMMERCIAL PARTNERS

GRI: 102-6

CUSTOMERS AND COMMERCIAL PARTNERS PLAY A FUNDAMENTAL ROLE IN OUR BUSINESS MODEL.



CAMERON LNG

## LNG AND NET-ZERO SOLUTIONS

### COMMERCIAL PARTNERS

Our LNG and Net-Zero Solutions business line develops and operates strategically located LNG facilities to help deliver sustainable natural gas to key markets. Our Cameron LNG liquefaction facility is a joint venture agreement with companies that represent extensive LNG market and shipping experience.

### COMMERCIAL PARTNERS - JOINT VENTURE AGREEMENT

- Mitsui & Co., Ltd.
- TotalEnergies SE
- Japan LNG Investment, LLC<sup>15</sup>

### CUSTOMERS

We provide services in the LNG segment through our LNG storage and regasification terminal, whose customers include:

- Gazprom Marketing & Trading  
México S. de R.L. de C.V.
- IEnova Marketing
- Shell México Gas Natural, S. de R.L. de C.V.

<sup>15</sup> Japan LNG Investment, LLC is a JV between Mitsubishi Corporation and Nippon Yusen Kabushiki Kaisha.



## ENERGY NETWORKS

We serve customers in the natural gas, LPG and ethane gas transportation, and natural gas distribution segments, as well as refined products storage segment.

### REFINED PRODUCTS STORAGE

	2021
Customers	6 <sup>16</sup>

### DISTRIBUTION

In 2021, ECOGAS registered an increase in residential and commercial customers, while its industrial customers remained stable. We aim to continue working to bring natural gas to industrial, commercial, and residential customers in Mexico, helping to meet the country's energy needs.

#### NUMBER OF DISTRIBUTION CUSTOMERS

	2019	2020	2021
Residential	128,301	132,317	138,404
Commercial	3,728	3,851	3,992
Industrial	276	275	275
Total	132,305	136,443	142,671

The number of gas distribution customers of ECOGAS has increased by 7.83% since 2019.

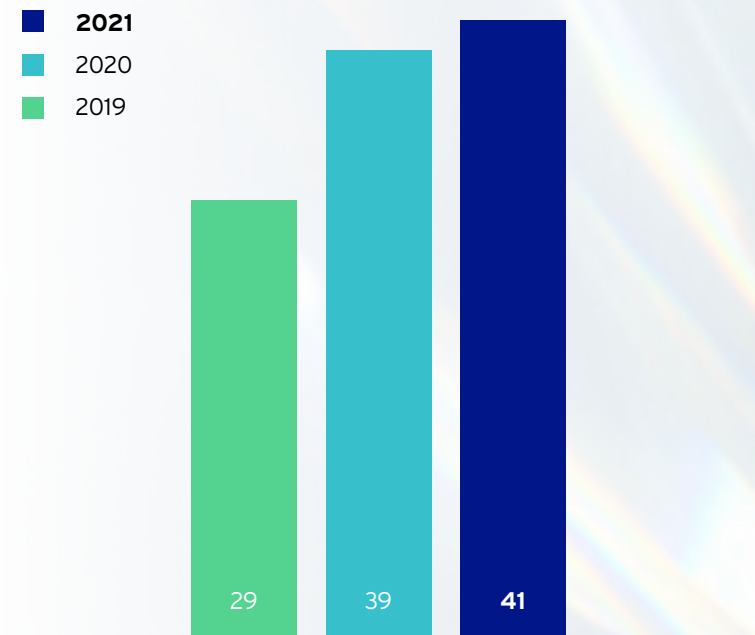
<sup>16</sup> Refined products and LPG customers.

<sup>17</sup> Represents natural gas, ethane, and LPG customers.

### TRANSPORTATION

We have registered growth in the number of customers in the transportation segment over the past few years.

#### NUMBER OF TRANSPORTATION CUSTOMERS<sup>17</sup>



## CLEAN POWER

Our Clean Power business line delivers power to a wide range of beneficiaries across Mexico and the United States.

15

Beneficiaries<sup>18</sup>



<sup>18</sup> As of June 2022, we have 15 beneficiaries, of which 9 are receiving power. Delivery to the rest has not started due to CRE's pending approvals.



# SUSTAINABILITY

We aim to build a strategy that embeds sustainability across our operations based on the consolidated visions of Sempra Infrastructure U.S. and Sempra Infrastructure Mexico. We will perform a company-wide ESG materiality assessment that will constitute the basis to complete our sustainability strategy, further define goals and objectives and adjust ESG initiatives.

**“WE ARE ON THE PATH TO THE NEXT ERA IN ENERGY. AS A LEADING VOICE IN THE ENERGY TRANSITION, WE ARE COMMITTED TO CREATING LONG-TERM, SUSTAINABLE GROWTH, HELPING TO SHAPE A NET-ZERO FUTURE, AND WORKING TO PROVIDE ENERGY SAFETY AND RELIABILITY.”**

**Dan R. Brouillette**

President and Chief Sustainability Officer

# ENABLING THE ENERGY TRANSITION

THE PATHWAY TOWARDS THE DECARBONIZATION OF THE GLOBAL ENERGY SECTOR IS BRINGING A SHIFT IN CURRENT ENERGY CONSUMPTION AND PRODUCTION SYSTEMS. GLOBALLY, ENERGY INFRASTRUCTURE NEEDS TO GROW TO SATISFY THIS SHIFT IN DEMAND.



## Initiatives

SEMPRA INFRASTRUCTURE'S VISION IS TO HELP DELIVER ENERGY FOR A BETTER WORLD DRIVEN BY SEVERAL INITIATIVES:

Displacing higher carbon-intensive fossil fuels, such as coal, while providing the reliability and resiliency needed to meet the world's growing cleaner energy demands through our LNG and natural gas networks.

Implementing new technologies and business opportunities around carbon capture and sequestration, not only to directly cut our GHG emissions but to help other industrial customers to do so as well. We expect this will help to mitigate overall GHG emissions in North America and extend our business opportunities.

Generating clean energy to meet the growing demand for clean and renewable energy, leveraging conditions in Mexico.

Developing energy storage infrastructure as a complement to our renewable power generation portfolio.

Evaluating newer, cleaner energy possibilities, such as a low-emissions hydrogen fuel mix, to aid in further displacing carbon-intensive fuels in the markets that we serve.



# Sustainability pillars

AS PART OF THE SEMPRA FAMILY OF COMPANIES, WE SHARE A COMMITMENT TO TACKLING CLIMATE CHANGE AND DECARBONIZING OUR BUSINESS OPERATIONS WITH ACTIONS IN ALIGNMENT WITH SEMPRA'S 3Ds FRAMEWORK AND FOUR SUSTAINABILITY PILLARS:

**Enabling the energy transition.**  
Play a key role in the energy transition by displacing more carbon-intensive fuels, while we implement strategies to lower our GHG emissions in our facilities.

**Achieving world-class safety.**  
Extend our commitment to help protect the health and safety of our customers, employees, contractors, and communities.

**Driving resilient operations.**  
Work towards achieving world-class excellence throughout our operations and business units, while maintaining reliability and operational sustainability.

**Championing people.**  
Support people by investing in their growth, celebrating their achievements, and fostering diversity and inclusion.


## The 3Ds



### DECARBONIZATION

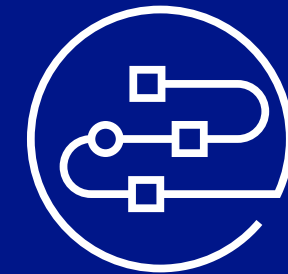
REDUCTION IN CARBON CONTENT BY SUBSTITUTING HIGHER-POLLUTING FUELS WITH CLEANER-BURNING FUELS.

REDUCTION IN CARBON INTENSITY BY GENERATING ELECTRICITY FROM RENEWABLE ENERGY SOURCES.



### DIVERSIFICATION

INVESTMENT IN NEW TECHNOLOGIES SUCH AS CARBON SEQUESTRATION, GREEN HYDROGEN, AND ENERGY STORAGE.



### DIGITALIZATION

IMPROVEMENTS BASED ON TECHNOLOGIES DESIGNED TO PROVIDE OPERATIONAL EFFICIENCIES AND REDUCE COSTS.

See the section entitled **"Our short, medium, and long-term sustainability risks and goals"** for further detail.



# OUR SHORT, MEDIUM, AND LONG-TERM SUSTAINABILITY GOALS

At Sempra Infrastructure, we create sustainable value through world-class safety, championing people, resilient operations and helping enable the global energy transition to a lower carbon future. Given that the energy transition is a material ESG topic for our business, at Sempra Infrastructure we contribute to the 3Ds established by Sempra in the following way:

## DECARBONIZATION

### ACHIEVED

- Added 26 new wind turbines in Phase 2 of Energía Sierra Juárez wind farm in Tecate, Baja California, reflecting a US\$ 150 million investment.
- Filed an amendment with the U.S. Federal Regulatory Commission (FERC) to incorporate e-drives at proposed Cameron LNG Phase 2 facility, which is pending approval.
- Entered into a non-binding memorandum of understanding (MOU) with Entergy Louisiana, LLC to cooperate on the development of options to accelerate the deployment of renewable energy to Sempra Infrastructure's facilities.

### IN PROGRESS

- In 2021, we identified forestry projects in Mexico that could generate carbon offsets. These projects could be considered for Mexico's emissions trading system.
- Each year beginning in 2021 and through 2025, we aim to operate our existing LNG infrastructure at 20% below the GHG emissions intensity baseline established in 2020. During 2021 our operations exceeded this goal with a GHG emissions intensity of 28% less than baseline. As we gain operational history, we expect to set new goals for GHG emissions reductions in our LNG business line.
- We aim to actively partner with companies and institutions across the LNG supply chain to reduce scope 2 and 3 emissions.
- Proposed CCUS project in Hackberry, Louisiana that would allow Cameron LNG to work towards achieving scope 1 CO<sub>2</sub> emissions reductions.
- Working with the World Bank Group to develop the VDM Battery Energy Storage System (BESS) facility in Mexicali, Mexico.
- In our Clean Power operations, every year we aim to maintain electric generation carbon intensity well under 0.35 tCO<sub>2</sub>e/MWh. In 2021 we achieved this goal, with a value of 0.235 tCO<sub>2</sub>e/MWh.
- By 2030, we aim to reduce fugitive emissions by 50% from our natural gas transmission and distribution system relative to a 2019 baseline. Due to adjustments in our measurement methodology, we expect to be able to measure the amount of the reduction in our fugitive emissions beginning in 2022.<sup>19</sup>

<sup>19</sup> Target applicable to gas transportation assets in Mexico.

## DIVERSIFICATION

### ACHIEVED

- Signed a non-binding MOU with Mexico's Federal Electricity Commission to work to develop critical new energy infrastructure in Mexico, including the proposed Vista Pacífico LNG project.

### IN PROGRESS

- Energy Networks and Clean Power are working to create large-scale new opportunities.
- Evaluating hydrogen, ammonia, and carbon capture and sequestration opportunities.

As part of our Green Loan commitments, Semptra Infrastructure Mexico is developing and implementing a corporate Sustainability Management System (SMS). The SMS was launched during the first quarter of 2022 and implementation is expected to take place in a two-phase process, covering solar assets and new clean energy projects in 2022, and potentially adding Energy Networks projects and remaining clean energy projects in the future. The SMS is designed to help us align with international environmental and social best practices and to monitor project performance as part of our goal of continuous improvement.

## DIGITALIZATION

### ACHIEVED

- In 2019, we launched the Operations Control Center, in Monterrey, Mexico, to monitor in real-time, and using advanced technology, our infrastructure in Mexico. We have reduced our response times to operational incidents by up to 50% in Mexico by relying on an alarm system that generates real-time reports while it monitors our assets.

### IN PROGRESS

- Continued to advance world-class, integrated digital systems to deliver efficient development, construction, and operations.
- Embarked on a digital/artificial intelligence strategy designed to increase production, reduce emissions, and reduce operations and maintenance costs at Cameron LNG.



SUSTAINABLE DEVELOPMENT GOALS

WE STRIVE TO ALIGN TO THE FOLLOWING UNITED NATIONS SUSTAINABLE DEVELOPMENT GOALS (SDGs):



07

AFFORDABLE AND CLEAN ENERGY




- We generate zero-emissions energy through our wind and solar facilities.
  - We own 4,572 km of natural gas distribution pipelines and more than 3,079 km of natural gas transportation pipelines, providing customers a cleaner energy source.
  - We provide low-carbon energy to global markets through Cameron LNG and, if and when they become operational, our other LNG projects under construction and in development.
  - We aim to operate our existing LNG infrastructure at a GHG emissions intensity 20% less than the 2020 baseline each year through 2025.<sup>20</sup>
  - We have identified forestry projects in Mexico that may generate carbon offsets for Mexico's emissions trading system.
  - We avoided emissions of 1,077,217 tCO<sub>2</sub>e in 2021.
  - We generated 2,546,613 MWh of net renewable energy in 2021.
- Our renewable energy portfolio:**
- Wind power generation facilities (515 MW)
    - ESJ
    - Ventika
  - Solar power generation facilities (529 MW<sub>AC</sub>)
    - Pima Solar
    - Rumorosa Solar
    - Tepezalá Solar
    - Don Diego Solar
    - Border Solar
  - Cameron LNG and our natural gas pipeline networks are key resources in the global energy chain, providing cleaner, lower-cost natural gas that can displace forms of energy generation that are more harmful to the climate.

<sup>20</sup> We were the first U.S. company within the LNG field to declare a GHG emissions intensity goal. During 2021 our operations exceeded the stated goal with a GHG emissions intensity of 28% less than baseline.



# 08

## DECENT WORK AND ECONOMIC GROWTH



- We employ a significant number of highly skilled employees at our operations, and we contribute directly and indirectly to the local communities through wages, taxes, grants, education programs, outreach and assistance in times of need.
- We have a Training Program for Operators (PROFOI) at Sempra Infrastructure Mexico which has the dual goal of promoting talent and integrating a young workforce into the increasingly dynamic

energy sector. Through this program, we invite recently graduated men and women from specific engineering backgrounds to participate in intensive technical training, offer financial compensation, and potentially a job when finishing the program.

- We reject forced labor and child labor at all our operations.

- In 2021 Sempra Infrastructure Mexico was certified on Human Rights Campaign Equality because of an increased commitment to diversity, equity and inclusion, for the second consecutive year. We aim to maintain this certification for the following years.
- We have a track record of improvement on our employee and contractor OSHA recordable injuries and Lost-Time Incident Rate (LTIR).



# 09

## INDUSTRY, INNOVATION AND INFRASTRUCTURE

- We build and develop our assets employing high health and safety standards. Our assets have maintenance and supervision procedures in place and employ advanced technologies.
- We help to meet the energy needs in the regions where we operate, and as a result, we contribute to the economic development and well-being of the population.



# 13

## CLIMATE ACTION



- We assess and work to manage our risks and opportunities related to climate change.
- We work to develop and implement, in conjunction with our partners, the means to help reduce greenhouse gas emissions at Cameron LNG.
- We have carbon intensity targets in place to help reduce our carbon footprint, for our Clean Power and Energy Networks operations.



In addition to the direct contributions, through our culture and employee-related initiatives, we also strive to indirectly align to these SDGs:



**03 GOOD HEALTH AND WELL-BEING**



**04 QUALITY EDUCATION**



**05 GENDER EQUALITY**



**10 REDUCED INEQUALITIES**

# 15

## LIFE ON LAND



- We focus our biodiversity management system on:
  - Flora restoration, conservation, and compensation
  - Protection and rescue of wildlife
- We apply the mitigation hierarchy principle in our development projects:
  - Avoid
  - Minimize
  - Restore
  - Compensate

AS PART OF OUR WORK TO FURTHER REFINE OUR SUSTAINABILITY STRATEGY AS SEMPRA INFRASTRUCTURE, WE EXPECT TO CONTINUE TO ANALYZE HOW THE COMPANY'S OPERATIONS AND OBJECTIVES ALIGN TO THE ABOVE MENTIONED SDGs.



A photograph of a large, white, cylindrical storage tank at the Valle de México Storage Terminal. A yellow metal staircase with railings spirals around the exterior of the tank, leading up to a platform. The sky is visible in the background.

# EXTERNAL AND CORPORATE AFFAIRS

GRI: 102-12, 102-13

AT SEMPRA INFRASTRUCTURE, WE TAKE PRIDE IN BUILDING LONG-TERM AND POSITIVE RELATIONSHIPS WITH GOVERNMENT ENTITIES AND REGULATORY ORGANIZATIONS. WE WORK HARD TO COMPLY WITH ALL APPLICABLE LAWS AND REGULATIONS IN THE UNITED STATES AND MEXICO.

## IN MEXICO, WE HAVE INTERACTED WITH THE FOLLOWING GOVERNMENTAL ORGANIZATIONS IN THE COURSE OF OUR OPERATIONS:

- Ministry of Energy (*Secretaría de Energía, SENER*)
- Ministry of Foreign Affairs (*Secretaría de Relaciones Exteriores, SRE*)
- Ministry of Finance and Public Credit (*Secretaría de Hacienda y Crédito Público, SHCP*)
- Ministry of the Environment and Natural Resources (*Secretaría del Medio Ambiente y Recursos Naturales, SEMARNAT*)
- Ministry of Communications and Transportation (*Secretaría de Comunicaciones y Transportes, SCT*)
- Ministry of Labor and Social Welfare (*Secretaría del Trabajo y Previsión Social, STPS*)
- Ministry of the Navy (*Secretaría de Marina, SEMAR*)
- Ministry of Economy (*Secretaría de Economía, SECON*)
- Antitrust Commission (*Comisión Federal de Competencia Económica, COFECE*)
- Energy Regulatory Commission (*Comisión Reguladora de Energía, CRE*)
- National Agency for Industrial Safety and Environmental Protection in the Hydrocarbons Sector (*Agencia Nacional de Seguridad Industrial y de Protección al Medio Ambiente del Sector Hidrocarburos, ASEA*)
- National Energy Control Center (*Centro Nacional de Control de Energía, CENACE*)
- National Natural Gas Control Center (*Centro Nacional de Control de Gas Natural, CENAGAS*)
- National Institute of Anthropology and History (*Instituto Nacional de Antropología e Historia, INAH*)
- National Customs Agency (*Agencia Nacional de Aduanas de México, ANAM*)
- Revenue Administration Service (*Servicio de Administración Tributaria, SAT*)



**WE BELONG TO THE FOLLOWING  
NON-GOVERNMENTAL INDUSTRY  
ASSOCIATIONS AND TRADE GROUPS:**

- American Chamber of Commerce, Mexico (AMCHAM)
- Business Coordinating Council (*Consejo Coordinador Empresarial, CCE*)
- Economic Development Council of Mexicali (*Consejo de Desarrollo Económico de Mexicali*)
- Economic Development for the State of Chihuahua (*Desarrollo Económico del Estado de Chihuahua*)
- Employers Confederation of the Mexican Republic (*Confederación Patronal de la República Mexicana, COPARMEX*)
- COPARMEX Durango
- COPARMEX Ensenada
- COPARMEX Mexicali
- COPARMEX Northern Sonora
- Energy Cluster of the State of Sonora (*Clúster de Energía del Estado de Sonora A.C.*)

- Ensenada Economic Development Commission (*Comisión de Promoción Económica de Ensenada*)
- International Chamber of Commerce- Mexico Chapter (ICC)
- Mexican Association of Natural Gas (*Asociación Mexicana de Gas Natural, AMGN*)
- Mexican Association of Solar Energy (*Asociación Mexicana de Energía, ASOLMEX*)
- Mexican Bar Association, Lawyers College (*Barra Mexicana, Colegio de Abogados*)
- Mexican Center for Philanthropy (*Centro Mexicano para la Filantropía, Cemefi*)
- Mexican Energy Association (*Asociación Mexicana de Energía, AME*)
- Mexican Institute of Financial Executives (*Instituto Mexicano de Ejecutivos de Finanzas, IMEF*)
- Mexican Institute of Public Accountants (*Colegio de Contadores Públicos de México, IMCP*)

- Mexican Wind Power Association (*Asociación Mexicana de Energía Eólica, AMDEE*)
- National Association of Corporate Lawyers, Lawyers College (*Asociación Nacional de Abogados de Empresa, Colegio de Abogados*)
- National Chamber of the Transformation Industry - Chihuahua (*Cámara Nacional de la Industria de la Transformación, CANACINTRA, Chihuahua*)
- CANACINTRA Mexicali
- CANACINTRA Ensenada
- CANACINTRA Gómez Palacio
- CANACINTRA Torreón
- CANACINTRA Tijuana
- RedEAmérica México
- Tecate Economic Development Commission (*Comisión de Promoción Económica de Tecate*)
- United Nations Global Compact
- World Energy Council (WEC)

**IN THE U.S., WE HAVE INTERACTED  
WITH THE FOLLOWING GOVERNMENTAL  
ORGANIZATIONS IN THE COURSE  
OF OUR OPERATIONS:**

- Federal Energy Regulatory Commission (FERC)
- U.S. Department of Energy (DOE)
- U.S. Department of Transportation (DOT)
- U.S. Army Corps of Engineers
- U.S. Fish and Wildlife Service
- U.S. Environmental Protection Agency (EPA)
- Numerous state regulatory agencies

**WE BELONG TO THE FOLLOWING  
NON-GOVERNMENTAL INDUSTRY  
ASSOCIATIONS AND TRADE GROUPS:**

- American Petroleum Institute (API)
- Interstate Natural Gas Association of America (INGAA)
- ONE Future
- Collaboratory for the Advancement of Methane Science (CAMS)
- Texas Oil & Gas Association (TXOGA)
- Louisiana Mid-Continent Oil and Gas Association (LMOGA)

## SUCCESS STORY

# ENERGÍA SIERRA JUÁREZ

## PHASE 2



Energía Sierra Juárez (ESJ) is a wind farm located in the Sierra Juárez mountain range in Tecate, Baja California. As the first ever cross-border wind power project between Mexico and the U.S., it is a remarkable achievement.

The original ESJ facility has **47 wind turbines that can generate up to 155 MW<sup>21</sup> of power**. When the expansion of this facility to an additional 108 MW through 26 new wind turbines was suggested, a project we call ESJ Phase 2, no one foresaw the changes in the world that would arise.

Just as the notice to proceed was issued in February 2020, the COVID-19 pandemic struck. Already under construction at the time, we continued working on ESJ Phase 2 while implementing measures to protect the health and safety of our employees and contractors.

We worked in collaboration with the National Institute of Anthropology and History (INAH) in Baja California, to modify the project layout to safeguard the archaeological heritage adjacent to El Vallecito, the only archaeological zone in the state. These efforts resulted in the discovery and protection of new Yuman archaeological remains dating from 700 to 1800 AD. Our alliance and support to INAH Baja California is expected to carry on as that organization continues working on the analysis and recognition of the El Vallecito area. We are simultaneously rehabilitating the access road and building sanitary facilities for the public to visit this archaeological site.

ESJ Phase 2 commenced its commercial operation in January 2022 as scheduled thanks to the combined efforts and outstanding commitment of everyone involved.

With a US\$ 150 million investment, this project increases the ESJ original capacity by **70%**, which helps efforts to further develop North America's energy markets integration.

ESJ holds lease agreements with landowners who continue receiving payments based on the company's revenue from electricity sales, as well as other important social investment plans as part of Sempra Infrastructure's commitment to the communities where we operate.

We view this project as an example of our commitment to building world-class and sustainable infrastructures, to usher in a new era of cleaner energy in North America and the world, and to create more job opportunities while supporting the communities surrounding our projects through agreements and extensive social investment.

**ALL THIS FOSTERS THE CONTINUED  
INTEGRATION OF THE NORTH AMERICAN  
ENERGY MARKETS.**

<sup>21</sup> As of February 2022.



# 02

## CORPORATE GOVERNANCE

GRI: 102-18

WE STRIVE TO MAINTAIN SOLID CORPORATE GOVERNANCE, WITH HIGH STANDARDS IN TERMS OF COMPLIANCE, ACCOUNTABILITY, AND TRANSPARENCY. OUR BOARD OF DIRECTORS OVERSEES THE GROWTH STRATEGY WITH A FOCUS ON SUSTAINABILITY.

VERACRUZ STORAGE TERMINAL







# OUR EQUITY HOLDERS

Our equity holders, Sempira, KKR, and ADIA (Abu Dhabi Investment Authority),<sup>22</sup> share the importance of infrastructure projects to foster a more dynamic economy as well as the conviction to contribute towards a cleaner and more sustainable world.

Our equity holders recognize the opportunities offered by the continuing transformation of the global energy markets, acknowledging Sempira Infrastructure’s position in these markets.

“GOOD CORPORATE GOVERNANCE AND TRANSPARENCY ARE STAPLES OF OUR ORGANIZATION AND OPERATIONS.”

**Trevor Mihalik**  
Executive Vice President and Chief Financial Officer of Sempira, and Chairman of the Board of Sempira Infrastructure

<sup>22</sup> The Abu Dhabi Investment Authority transaction was completed on June 1, 2022.

## SEMPRA

A California-based holding company with energy infrastructure investments in North America. Its businesses invest in, develop, and operate energy infrastructure, and provide electric and gas services to customers through regulated public utilities.

## KKR

A leading global investment firm that offers alternative asset management as well as capital markets and insurance solutions. KKR aims to generate attractive investment returns by following a patient and disciplined investment approach, employing world-class people, and supporting growth in its portfolio companies and communities.

## ADIA

A globally diversified wealth fund that makes investments on behalf of the government of Abu Dhabi based on a strategy focused on long-term value creation and relationships.



# BOARD OF DIRECTORS

GRI: 102-18, 102-22, 102-23, 405-1

We have a board<sup>23</sup> comprised of five directors with strong backgrounds in economics and management, and deep experience in the energy, infrastructure, and transportation sectors.



**TREVOR IAN MIHALIK<sup>24</sup>**

**NON-EXECUTIVE CHAIRMAN**  
Sempra



**RAJ AGRAWAL**

**NON-EXECUTIVE DIRECTOR**  
KKR



**JUSTIN BIRD**

**EXECUTIVE DIRECTOR**  
Sempra Infrastructure



**JAMES CUNNINGHAM**

**NON-EXECUTIVE DIRECTOR**  
KKR



**TANIA ORTIZ MENA**

**EXECUTIVE DIRECTOR**  
Sempra Infrastructure

**"AT SEMPRA INFRASTRUCTURE, OUR CORPORATE GOVERNANCE HAS A FOCUS ON SUSTAINABILITY, INNOVATION, WORLD-CLASS SAFETY, EMPOWERING PEOPLE, RESILIENT OPERATIONS, AND SOCIAL RESPONSIBILITY."**

**Carolyn Benton Aiman**  
Senior Vice President and Chief Legal Officer

<sup>23</sup> Our current board of directors includes directors appointed by KKR, and the composition of the board is expected to include an additional director appointed by ADIA following the closing of that transaction on June 1, 2022.

<sup>24</sup> Trevor has extensive accounting and finance experience. He holds no other positions with Sempra Infrastructure but serves as the Executive Vice President and Chief Financial Officer (CFO) of Sempra.

# LEADERSHIP TEAM

GRI: 102-18, 102-19, 102-20, 102-26

OUR LEADERSHIP TEAM'S CAPABILITIES, KNOWLEDGE  
AND VAST EXPERIENCE PROVIDE THE EXPERTISE  
TO ENGAGE IN THE WORK WE DO IN THE ENERGY  
SECTOR IN KEY NORTH AMERICAN MARKET.



**JUSTIN BIRD**  
Chief Executive Officer

**DAN R. BROUILLETTE**  
President and Chief  
Sustainability Officer

**TANIA ORTIZ MENA**  
Group President for Clean  
Power and Energy Networks

**MARTIN HUPKA**  
President for LNG and  
Net-Zero Solutions

**FAISEL KHAN**  
Senior Vice President and  
Chief Financial Officer





**CAROLYN BENTON AIMAN**

Senior Vice President and  
Chief Legal Officer



**RANDALL L. CLARK**

Senior Vice President and  
Chief Human Resources  
Officer



**CARLOS MAUER**

Senior Vice President and  
Chief Business Officer for  
Energy Networks



**CARLOS BARAJAS**

Senior Vice President and  
Chief Business Officer for  
Clean Power



**ABRAHAM ZAMORA**

Senior Vice President and  
Chief Public Affairs Officer

# CORPORATE ETHICS

GRI: 102-16, 102-17, 205-1, 205-2, 415-1

At Semptra Infrastructure, we comply with laws and conventions as part of our commitment to our values and ethical standards:

- Universal Declaration of Human Rights
- United Nations Convention Against Corruption
- OECD Convention on Combating Bribery of Foreign Public Officials
- Foreign Corrupt Practices Act (FCPA)
- All federal regulations regarding anticorruption practices and forced and underage labor policies both in Mexico and the U.S.

## SPECIFIC TO SEMPRA INFRASTRUCTURE MEXICO

- Federal Law for the Prevention and Identification of Operations with Resources of Illicit Origin<sup>25</sup>
- General Law of Administrative Responsibilities<sup>26</sup>
- Federal Criminal Code<sup>27</sup>
- National Anti-corruption System<sup>28</sup>

Over the first year after the consolidation of the platform, we are working to standardize our processes and policies while maintaining high ethical standards, regardless of geographical location, and complying with applicable laws and regulations. We aim to maintain world-class operations and promote compliance across our entire supply chain.

ALL SEMPRA COMPANIES, INCLUDING SEMPRA INFRASTRUCTURE, HAVE A STRINGENT CODE OF BUSINESS CONDUCT THAT APPLIES EVERYWHERE THEY DO BUSINESS, INCLUDING MEXICO AND THE U.S. THIS CODE ESTABLISHES HIGH STANDARDS OF CORPORATE ETHICS AND IS BUILT AROUND THE VALUE OF DOING THE RIGHT THING.

<sup>25</sup> Ley Federal para la Prevención e Identificación de Operaciones con Recursos de Procedencia Ilícita.

<sup>26</sup> Ley General de Responsabilidades Administrativas.

<sup>27</sup> Código Penal Federal.

<sup>28</sup> Sistema Nacional Anticorrupción.

MEMORIAL PARK, SEMPRA INFRASTRUCTURE VOLUNTEERING





# ETHICS TRAINING

SCHEDULED ETHICS TRAINING HAS BEEN PROVIDED TO THE COMPANY'S EMPLOYEES, CONTRACTORS, SUPPLIERS, SUBSIDIARIES, AND JVs.

## AT SEMPRA INFRASTRUCTURE MEXICO IN 2021

- 1,813 employees participated in an anticorruption campaign.
- There were no antitrust cases recorded.
- There were no recorded cases of human rights violations.

## AT SEMPRA INFRASTRUCTURE U.S. IN 2021

- 100% of employees completed three mandatory ethics and compliance training courses. An additional 16 compliance-related courses may be assigned based on an employee's work location and responsibilities.
- 100% of employees who are directly or indirectly involved in activities that could implicate contact with a Government Official, and/or who have access to, or control of, funds or accounts relating to such activities were required to complete anticorruption and antibribery training and certifications.

We have procedures in place, guided by our ethics and our core value of doing the right thing, including the following:

- Employee helplines for Sempra Infrastructure U.S. and Sempra Infrastructure Mexico.<sup>29</sup>
- Abide by Sempra's Code of Business Conduct which outlines behavior expectations, disciplinary measures, and procedures to report concerns.
- Follow no retaliation policy; anyone found responsible for retaliating against an employee is subject to disciplinary action, up to and including employment termination.



<sup>29</sup> Sempra's Ethics & Compliance Helpline for Sempra Infrastructure U.S.; and Línea de Denuncia Sí Contigo for Sempra Infrastructure Mexico. Sempra's Ethics & Compliance Helpline: <https://secure.ethicspoint.com/domain/media/en/gui/51305/index.html> Línea de Denuncia Sí Contigo: <https://www.lineadedenuncia.com/ienova/default.html>



# RISK MANAGEMENT

GRI: 102-11, 102-15, 102-29, 102-30, 102-31

At Semptra Infrastructure, risk management is important to help identify potential challenges and to promote sound decision-making on our path towards resilience and operational reliability.

We conduct periodic risk assessments across our operations and construction projects to develop and implement adequate risk management policies, strategies, and programs.

We identify risks under four categories, that are based on their relevance to Semptra Infrastructure and our stakeholders:

- Financial risks
- Operations and reliability
- Regulatory, legal, and compliance risks, including reputational risks
- Health, safety, and environmental risks





# CONSOLIDATION OF SEMPRA INFRASTRUCTURE AND REINFORCEMENT OF RISK MANAGEMENT PRACTICES

At Sempra Infrastructure, we are implementing Enterprise Risk Management 2.0 (ERM 2.0) to create strategic value for the organization through consistent guidelines, risk insights and enhanced tools and support capabilities.

The company's risk register is updated and completed with the risks identified by employees in the different departments and business units. Additionally, the Risk Management department has risk-related conversations with all employees responsible for the company's assets, informing them of the appropriate practices and procedures and the importance of following all risk management processes.

Sempra Infrastructure is also implementing<sup>30</sup> the Capital Value Process (CVP), a gated approach to developing and executing capital projects with the goal of developing projects that yield higher, sustainable risk-adjusted returns, and establishing facilities that are safe to build and reliable to operate.

Sempra Infrastructure is reconfiguring the Risk Committee according to the recommendations that resulted from the ERM maturity level assessment and the company's new operating model.

In 2021, the company modified the risk taxonomy to strengthen the process for identifying and classifying risks. The risk department offered training to introduce these changes, initiated an ERM maturity level assessment process with an external consultant,<sup>31</sup> and carried out sensitivity studies and Value at Risk (VAR) assessments to analyze physical and transition risks.<sup>32</sup>

SEMPRA INFRASTRUCTURE AIMS  
TO PROTECT ALL BUSINESS LINES  
AND ASSETS BY ESTABLISHING  
ENTERPRISE RISK GOVERNANCE  
PROCESSES AND DEVELOPING AN  
INTEGRATED FRAMEWORK WITH  
SPECIFIC GOALS AND TARGETS.

<sup>30</sup> The implementation was initiated at LNG and Net-Zero Solutions and the company is currently in the process of expanding it to the remaining business units.

<sup>31</sup> The results were just delivered and are the basis for ERM 2.0 project.

<sup>32</sup> Transitional risks are related to legal, technological, and reputational risks. Physical risks are linked to the effects of meteorological phenomena on the facilities.



CAMERON INTERSTATE PIPELINE

IDENTIFIED MATERIAL EMERGING ESG RISKS<sup>33</sup>

EMERGING RISKS

RISKS	DESCRIPTION	POTENTIAL IMPACT ON THE BUSINESS	MITIGATION ACTIONS
Cyberattacks	Cyberattacks for the purpose of disrupting, disabling, destroying, or maliciously controlling computer infrastructure, destroying data integrity, or stealing controlled information.	<ul style="list-style-type: none"><li>• Loss of income</li><li>• Business disruption</li><li>• Critical assets or infrastructure at risk</li><li>• Technological losses</li><li>• Damage to the integrity of information: alteration or loss of data or unauthorized disclosure</li><li>• Fraud due to the improper use of breached information</li></ul>	<ul style="list-style-type: none"><li>• Implement projects to strengthen capabilities to prevent cyberattacks</li><li>• Communication campaigns and training on cybersecurity awareness for all employees</li></ul>
Business integration	Failures in the integration of culture, systems, governance, and operations.	<ul style="list-style-type: none"><li>• High-costs due to inefficiencies</li><li>• Business interest/strategy misalignment</li></ul>	<ul style="list-style-type: none"><li>• Evaluation of the requirements for efficient integration</li><li>• A robust integration program has been defined and is currently under implementation</li></ul>
Continuation of remote work and limited availability of contractors and materials due to COVID-19	Long-term impact on the workforce and other market forces that could impact our ability to retain skilled labor, contractors, and materials to complete infrastructure projects and key reliability and safety programs.	<ul style="list-style-type: none"><li>• Loss of personnel</li><li>• Loss of income</li><li>• Disruption of operations or construction</li><li>• Loss of counterparties</li><li>• Lower collaboration and creativity in the workforce</li><li>• Impact on employees' mental and physical health</li></ul>	<ul style="list-style-type: none"><li>• Home office policy for non-core activities</li><li>• Daily reports of personnel with symptoms</li><li>• Develop health and safety protocols</li><li>• Establish business plans with customers and suppliers</li></ul>

<sup>33</sup> Identified material ESG risks over a 3-5 year horizon.



# CYBERSECURITY

GRI: 102-15

We have strong, company-wide cybersecurity processes designed to protect our energy infrastructure as well as the information of our customers and commercial partners. A robust cybersecurity strategy is in place to help make the company resilient against cybersecurity threats and vulnerabilities.

OUR CYBERSECURITY DEPARTMENT IS RESPONSIBLE FOR OUR UNIFIED PLATFORM, WITH THE CRITICAL MISSION OF PROTECTING ASSETS AND INFORMATION FOR CONFIDENTIALITY, INTEGRITY AND AVAILABILITY.

Our cybersecurity team has:

- Implemented integrated tools and services, which mitigated a number of cybersecurity threats over the year
- Applied recommended practices from recognized cybersecurity agencies to help protect against ransomware attacks
- Conducted regular vulnerability scanning to identify and address vulnerabilities
- Improved our Cybersecurity Incident Response Plan (CSIRP), which was also tested and approved by internal and external auditors
- Executed cybersecurity assessments and penetration tests to support the organization and effectiveness of security policies and to identify opportunities for continued improvement
- Implemented the Cybersecurity Ambassadors Community to help spread the latest security-related information throughout the entire organization
- Raised our cybersecurity awareness level across the platform through awareness campaigns and cybersecurity exercises at every management level
- Created an Executive Cybersecurity Council, to oversee the company's efforts to secure data, assets, and people by establishing security and privacy and operational goals and business imperatives







CAMERON LNG TECHNOLOGY CENTER

SEMPRA INFRASTRUCTURE'S VICE PRESIDENT OF IT & CYBERSECURITY IS RESPONSIBLE FOR:

- Aligning the cybersecurity strategy with the company's objectives
- Implementing programs designed to secure the organization's data
- Evaluating cyber and technology risks in the business environment and with third parties
- Complying with applicable regulations
- Working to prevent, detect, and analyze malicious activities
- Updating the leadership team on the cybersecurity program
- Providing rapid response to any cybersecurity incidents
- Raising awareness and sensitizing the organization on information security

CYBERSECURITY CULTURE

The company continues to evolve its cybersecurity measures to achieve further improvements and promote the importance of securing and protecting information regarding assets, employees, communities, suppliers, customers, and investors.

Our department has invested in providing cybersecurity training to all employees as we believe awareness is the most effective way of educating employees about the risks and the steps they should take when unsure about what to do in specific scenarios.

NUMBER OF PARTICIPANTS

2019	2020	2021
960	1,184	1,489





## ENVIRONMENT

WE BELIEVE THAT THE PROTECTION AND PRESERVATION OF THE ENVIRONMENT CAN BE COMPATIBLE WITH THE RESPONSIBLE DEVELOPMENT OF ENERGY INFRASTRUCTURE. WE STRIVE TO DO THE RIGHT THING BY WORKING TO MITIGATE THE ENVIRONMENTAL IMPACT OF OUR OPERATIONS.

EACH OF OUR  
BUSINESS LINES DIRECTLY  
CONTRIBUTES TO MITIGATING  
THE EFFECTS OF CLIMATE  
CHANGE AND MOVING TOWARDS  
THE ENERGY TRANSITION.

ENERGÍA COSTA AZUL,  
PHOTOGRAPHY CONTEST WINNER,  
EDGAR OMAR CADENA





# ENVIRONMENTAL GOVERNANCE

SEMPRA INFRASTRUCTURE'S ENVIRONMENTAL GOVERNANCE RELIES ON OUR NEWLY INTEGRATED SUSTAINABILITY COMMITTEE THAT, IN ADDITION TO REVIEWING AND APPROVING THE FUTURE SUSTAINABILITY STRATEGY, WILL OVERSEE AND MONITOR OUR ACTIONS RELATED TO OUR FUTURE ENVIRONMENT AND CLIMATE CHANGE STRATEGY.

As we establish ambitious goals towards reducing our GHG emissions, we focus our efforts on helping to enable the transition towards the use of cleaner energy sources and developing more resilient energy infrastructure.

VALLE DE MÉXICO STORAGE TERMINAL





## BUSINESS LINES' ROLES IN THE ENERGY TRANSITION

OUR THREE BUSINESS LINES ARE ALIGNED WITH OUR BUSINESS STRATEGY, WHICH CONTRIBUTES TO OUR ABILITY TO ADDRESS CURRENT AND EMERGING PROBLEMS RESULTING FROM ENVIRONMENTAL IMPACTS AND CLIMATE CHANGE.



### LNG AND NET-ZERO SOLUTIONS

Natural gas can play a critical role against climate change as it helps enable the transition to cleaner energy sources given its lower emissions and lower sulfur content compared to higher-polluting fossil fuels. It has the potential to displace coal and other fuels with higher GHG emissions profiles, while still maintaining the safety and reliability necessary to support economic development.

Additionally, we are exploring new options within our LNG and Net-Zero Solutions business line that include: (i) the development of the Hackberry Carbon Sequestration project to capture and sequester carbon in our LNG operations; (ii) the introduction of techniques for the reduction of venting and leaking in our operations; (iii) and the use of hydrogen as part of the fuel mix to help reduce emissions.



### ENERGY NETWORKS

We contribute to reducing significant amounts of GHG emissions by displacing emission-intensive fuels with natural gas, and we use our distribution and transportation assets to deliver that lower-emission fuel to the customers and markets that need it mostly in North America. Our cross-border positioning and interconnection potential allows us to help meet the energy needs of the North American market and other parts of the world.



### CLEAN POWER

Through our operating solar and wind assets, we generate renewable electricity, free of GHG emissions, while helping to meet the demand for clean, safe, and affordable energy in North America. The construction of renewable energy infrastructure requires energy storage projects to complement production, which is one of the reasons why we are developing what could be the largest battery energy storage project in Mexico to supply the energy demand during peak hours.





# CLIMATE CHANGE STRATEGY AND RISK MANAGEMENT

GRI: 102-15

CLIMATE-RELATED RISKS ARE IDENTIFIED ON A  
PROJECT- BY- PROJECT BASIS BECAUSE  
ASSOCIATED RISKS AND LEGISLATION DIFFER  
FROM ONE REGION TO ANOTHER.

We are adapting our business strategy to be aligned with strong global sustainability practices because the need for an energy transition is transforming the energy sector. We aim to continue to adopt technological innovations in our projects to mitigate our environmental impact.




# PHYSICAL AND TRANSITION RISKS

GRI: 102-15

It is important to identify and analyze the physical and transition risks that could arise from climate change. At Semptra Infrastructure Mexico, we conducted a transition risks study following the Stated Policies Scenario (STEPS) and Sustainable Development Scenario (SDS) from the International Energy Agency (IEA) as part of an analysis effort that began in 2020 and we were able to identify a series of risks that can be divided into quantitative and qualitative categories. Within the quantitative category, we identified economic costs as one of the central transition challenges and, in the qualitative category, we identified reputational and technological risks.

Regarding the identification of physical risks related to climate change, we determined a strategy to conduct climate-related risk assessments following the RCP 4.5 and RCP 8.5 scenarios<sup>34</sup> (RCP - Representative Concentration Pathway).

IN 2021 SEMPRA INFRASTRUCTURE ANALYZED PHYSICAL RISKS RELATED TO CLIMATE CHANGE OF 18 OF ITS ASSETS IN MEXICO, WHICH REPRESENTS NEARLY 50% OF SEMPRA INFRASTRUCTURE MEXICO'S ASSETS. THIS EXERCISE MARKED CONSIDERABLE PROGRESS IN TERMS OF CLIMATE STRATEGY AND RISK MANAGEMENT.



VALLE DE MÉXICO STORAGE TERMINAL

<sup>34</sup> As will be explained in the following charts.



# SEMPRA INFRASTRUCTURE MEXICO RISKS RELATED TO CLIMATE CHANGE

## TRANSITION RISKS

Risks that are caused by the transition to a low-carbon economy, which result in political, legal, technological, and market changes. If they are not mitigated, these risks can have financial and reputational impacts on organizations.

METHODOLOGY AND SCOPE	TCFD GUIDELINES, WITH INFORMATION FROM THE IEA
Scenarios employed	<p><b>SDS</b></p> <p>The SDS represents a gateway to the outcomes targeted by the Paris Agreement. The SDS is based on a surge in clean energy policies and investment that puts the energy system on track for key SDGs. In this scenario, all current net-zero pledges are achieved in full and there are extensive efforts to realize near-term emissions reductions.</p> <p><b>STEPS</b></p> <p>Contemplates what would happen if the initiatives and policies for emissions reductions that have been announced were applied. Reflects the implementation of current plans and highlights consequences.</p>

## PHYSICAL RISKS

These risks can produce acute events or long-term chronic changes in climate patterns and can have repercussions in an organization, such as direct damages on infrastructure or an indirect impact from interruptions in the supply chain.

METHODOLOGY AND SCOPE	TCFD GUIDELINES, WITH INFORMATION FROM THE INTERGOVERNMENTAL PANEL ON CLIMATE CHANGE (IPCC)
Scenarios employed	<p><b>RCP 4.5</b></p> <p>Intermediate emissions scenario, consistent with a future of relatively ambitious emissions reductions and a slight increase in GHG emissions before they start to decrease around 2040. Characterized by a GHG emissions profile that would result from implementing the 2015 Nationally Determined Contributions (NDCs), followed by a 50% global reduction by 2080.</p> <p><b>RCP 8.5</b></p> <p>The “business-as-usual” scenario is consistent with a future with no substantial changes in the policies to reduce emissions. Characterized by an increase in GHG emissions that would result in high concentrations in the atmosphere.</p>

## GENERAL RISKS IDENTIFIED:

### TRANSITION RISKS

TYPE OF RISK	POTENTIAL IMPACT
Regulatory	<ul style="list-style-type: none"><li>• Eliminate subsidies on certain fossil fuels.</li><li>• Implement reforms to limit and prohibit fossil fuels.</li></ul>
Social and reputation	<ul style="list-style-type: none"><li>• Consumer rejection of fossil fuels products.</li><li>• Consumer preference for sustainable products.</li></ul>
Market	<ul style="list-style-type: none"><li>• Changes in the demand for fossil fuels.</li></ul>

### PHYSICAL RISKS

TYPE OF RISK	POTENTIAL IMPACT
More serious extreme atmospheric phenomena	<ul style="list-style-type: none"><li>• Tropical cyclones and floods that could interrupt the continuity of operations.</li><li>• Impact on modes of transportation.</li><li>• Rising sea levels that could affect loading and unloading activities in facilities located near the sea.</li></ul>
Snow and hail	<ul style="list-style-type: none"><li>• Frozen infrastructure, which could interrupt the continuity of operations.</li><li>• Interruption in modes of transportation.</li><li>• Other impact on infrastructure. For example: implementation, electronic equipment, and auxiliary and communication systems.</li></ul>
Droughts	<ul style="list-style-type: none"><li>• Fire, which could interrupt the continuity of operations.</li></ul>





TRANSITION RISKS IDENTIFIED:

- Short-term (0-5 years)
- Medium-term (5-10 years)
- Long-term (10-20 years)

AS A RESULT OF THE EVALUATION OF THE MAIN CLIMATE CHANGE RISKS IDENTIFIED FOR EACH OF THE ASSETS IN MEXICO THAT WERE ANALYZED, WE HAVE OBSERVED THAT THERE ARE BUSINESS OPPORTUNITIES TO BE EXPLORED IN EACH BUSINESS LINE.

RISK	METHODOLOGY	ASSET/BUSINESS LINE	RISK DESCRIPTION	IMPACT ESTIMATED TIME	MITIGATION STRATEGY
Regulatory risk	STEPS SDS	TDM Los Ramones I  Los Ramones II  Tamaulipas Pipeline	Gradual annual decrease in the free allocation of emissions allowances to comply with national emissions reduction targets under the Emissions Trading System in Mexico.	<div><div></div><div></div><div></div></div>	Implement emissions reduction measures in the assets indicated using renewable natural gas (biomethane) and hydrogen.
	STEPS SDS	Gas segment  TDM	Introduction of new carbon taxes and/or expansion and increase in existing carbon taxes.	<div><div></div><div></div></div>	
	STEPS SDS	Gas segment	Increase in the scale and speed of local, regional and national methane emissions reductions.	<div><div></div><div></div></div>	Implementation of greater operational controls for the reduction of methane emissions (fugitive and venting).
Legal Risk	Different Methodology	Company wide	Increase in claims, disputes, and litigation related to climate change.	<div><div></div><div></div></div>	Strengthening risk management in the company.

# CLIMATE-RELATED OPPORTUNITIES

GRI: 102-15

AT SEMPRA INFRASTRUCTURE, WE AIM TO SHAPE THE FUTURE. THAT IS WHY OUR BUSINESS MODEL LOOKS AHEAD FOR OPPORTUNITIES TO CONTRIBUTE TO BUILDING THE ENERGY SYSTEMS OF TOMORROW.

We strive to invest in energy projects that take advantage of our geographical location. We have completed or are developing key projects that represent business opportunities for Sempra Infrastructure, such as:

- Phase 2 of the Energía Sierra Juárez facility increases the capacity of this wind generation facility by 70%.
- The proposed carbon capture, utilization, and storage project for Cameron LNG that represents an opportunity to reduce our carbon footprint and potentially develop a new business line through which we can offer this service to other industrial companies.
- Volta de Mexicali (VDM), a battery energy storage system in an early development stage, could be the largest project of its type in Mexico and one of the most important in the North American region. As currently contemplated, the energy stored would be delivered to the California Independent System Operator (CAISO) network as a stable and dispatchable resource, providing essential electrical reliability services to an area with high levels of renewable generation. This project would promote resilience and facilitate the deployment of renewable energy in an increasingly integrated cross-border system.



## LOOKING AHEAD

Through the LNG and Net-Zero Solutions business line, the company is looking into green and blue hydrogen technologies to further displace carbon intensive fuels, as well as incorporating ammonia as a hydrogen carrier, which could reduce the carbon intensity of Sempra Infrastructure’s fuel mix.



AS A RESULT OF THE CLIMATE RISK ASSESSMENT CARRIED OUT BY SEMPRA INFRASTRUCTURE MEXICO, SOME SPECIFIC OPPORTUNITIES WERE IDENTIFIED IN THE COMPANY'S ASSETS AND BUSINESS LINES, INCLUDING THE FOLLOWING:



OPPORTUNITIES IDENTIFIED:

- Short-term (0-5 years)
- Medium-term (5-10 years)
- Long-term (10-20 years)

OPPORTUNITY	METHODOLOGY	ASSET/BUSINESS LINE	DESCRIPTION	TIME HORIZON
Resource efficiency	STEPS	Gas segment	Investment in technologies that work to improve efficiency, methane monitoring, and carbon sequestration.	<div><div></div><div></div></div>
	SDS	TDM		
Energy source and products and services	STEPS	Clean Power	Development of renewable energy projects as an opportunity to diversify the portfolio of key services and products in the transition to a low-carbon economy.	<div><div></div><div></div><div></div></div>
	SDS			
Energy source and products and services	STEPS	Energy Networks	Development of hydrogen projects as an opportunity to diversify the portfolio of services and products to become a player in alternatives to fossil fuels in the energy, industrial, or transportation sectors in the transition to a low carbon economy.	<div><div></div><div></div></div>
	SDS			
Energy source and products and services	STEPS	Clean Power	The creation of emerging technologies can have a positive impact on the development of low or zero carbon assets.	<div><div></div><div></div><div></div></div>
	SDS			
Products, services, and markets	STEPS	Gas segment	Increased demand for natural gas as a cleaner fuel.	<div><div></div><div></div></div>
	SDS	TDM		



# POTENTIAL TECHNOLOGY AND INNOVATION OPPORTUNITIES<sup>35</sup>

THROUGH THESE OPPORTUNITIES, WE CAN DEMONSTRATE OUR CAPACITY FOR INNOVATION AND FLEXIBILITY. WE STRIVE TO MEET THE CHALLENGES AND ADAPT OUR BUSINESS LINES TO DEVELOP PROJECTS ACROSS BORDERS THAT HELP BUILD A MORE SUSTAINABLE WORLD.

## LNG AND NET-ZERO SOLUTIONS

### FACILITIES

- Incorporation of electric motor drives at liquefaction facilities
- Potential to reduce GHG emissions while increasing production
- Partnering in research to reduce GHG emissions through the value chain

### CCUS

- Proposed Hackberry Carbon Sequestration project
- Sequester CO<sub>2</sub> volumes from Cameron LNG
- Allow Cameron LNG to work toward achieving scope 1 CO<sub>2</sub> emissions reduction

## ENERGY NETWORKS

### ALTERNATIVE FUELS

- Production and transportation of alternative fuels such as hydrogen, green ammonia, RNG, and Biofuels
- Hydrogen pipeline infrastructure projects leveraging existing assets

### INFRASTRUCTURE

- Conversion of fleet vehicles to hybrid and electric
- Development of remote asset monitoring systems (sensors and drones)
- Replacement of analog residential and commercial meters with smart meters

## CLEAN POWER

### POWER

- Advancement and growth of wind and solar generation

### ENERGY STORAGE

- Proposed VDM energy storage project<sup>36</sup>
- Develop, construct, and operate a storage facility of up to 500 MW
- Li-ion technology
- Interconnection to CAISO

<sup>35</sup> Illustrative only and includes aspirational goals, not indicative of when, or if, certain events may occur. Amounts are approximate. The ability to complete major development and construction projects is subject to a number of risks and uncertainties.

<sup>36</sup> Project under early stages of development.



# GHG EMISSIONS PROFILES

GRI: 302-1, 305-1, 305-2, 305-4, 305-5

WE ARE UPGRADING OUR INFRASTRUCTURE AND PROCESSES AND COLLABORATING WITH OUR SUPPLIERS, CUSTOMERS, AND PEERS TO MEASURE, MONITOR, AND REDUCE GHG EMISSIONS.

We are conducting early-stage initiatives to develop energy infrastructure designed to help the decarbonization to reduce emissions from our assets and our customers', including carbon capture and sequestration, hydrogen, ammonia, renewable natural gas, and others.

Our Cameron LNG JV, is moving forward with implementing the Oil & Gas Methane Partnership 2.0 framework and principles to better understand emissions data, increase transparency, advocate for sound policies on methane emissions, and work to reduce our methane emissions.



## EXCEEDED OUR GHG REDUCTION GOAL

OUR LNG AND NET-ZERO SOLUTIONS BUSINESS LINE AIMS TO REDUCE ITS GHG EMISSIONS INTENSITY BY 20% OR MORE COMPARED TO THE 2020 BASELINE EACH YEAR THROUGH 2025. IN 2021, WE EXCEEDED THIS GOAL WITH A GHG EMISSIONS INTENSITY OF 28% LESS THAN BASELINE. THIS WAS A RESULT OF SEVERAL KEY INITIATIVES AT CAMERON LNG INCLUDING OPERATIONAL ENHANCEMENTS AND A RELIABILITY-CENTERED MAINTENANCE PROGRAM TO REDUCE FLARING AND FUGITIVE EMISSIONS; ENHANCED METHANE MONITORING TO HELP REDUCE LEAKS; AND UPDATING THE GASIFICATION PROCESS FOR LNG VESSELS. AS WE CONTINUE TO GROW AND GAIN OPERATIONAL HISTORY, WE EXPECT TO ESTABLISH A NEW GOAL TO APPLY AFTER 2025.

# ESTIMATED SCOPES 1 AND 2 EMISSIONS<sup>37, 38</sup>

GRI: 302-1, 305-1, 305-2, 305-5

WITH THE COMPANY'S INVESTMENTS IN CLEAN POWER GENERATION, SEMPRA INFRASTRUCTURE SAVED 1,077,217 tCO<sub>2</sub>e IN 2021.



**REDUCING METHANE THROUGH THE VALUE CHAIN**  
SEMPRA IS A FOUNDING SPONSOR OF THE GAS TECHNOLOGY INSTITUTE'S INITIATIVE NAMED VERITAS, WHICH IS DESIGNED TO INCREASE THE UNDERSTANDING OF METHANE EMISSIONS THROUGHOUT THE NATURAL GAS VALUE CHAIN BY DEVELOPING PROTOCOLS FOR THE MEASUREMENT AND RECONCILIATION OF EMISSIONS FROM PRODUCTION TO LIQUEFACTION. LNG AND NET-ZERO SOLUTIONS EXPECTS TO CONDUCT A DEMONSTRATION PROJECT OF THE VERITAS INITIATIVE AT ITS EXISTING LNG TERMINALS DURING 2022.

<sup>37</sup> A physical verification process for scope 1 and 2 emissions is performed to certain assets in accordance with applicable regulations. In Mexico, due to the pandemic, data for 2019 and 2020 was verified remotely. The authority did not detect relevant discrepancies; therefore, it was not necessary to update the information. 2021 scope 1 and 2 emissions data for specific assets remains subject to third-party verification by SEMARNAT.

<sup>38</sup> For Mexico, emissions factors and global warming estimates used to calculate our scope 1 emissions are established by SEMARNAT; for scope 2 we employ the emissions factor published annually by CRE. For the U.S., scope 1 emissions are calculated using IPCC 5th Assessment report global warming potentials and EPA emission factors.

<sup>39</sup> A measurement used to compare several greenhouse gas emissions based on their global warming potential.

## SCOPE 1 GHG EMISSIONS

		MEXICO			U.S.		
		2019	2020	2021	2019	2020	2021
Carbon dioxide equivalent <sup>39</sup>	tCO <sub>2</sub> e	2,347,431	1,833,278	2,003,902	494,664	1,807,260	1,647,269
Carbon dioxide	tCO <sub>2</sub>	2,179,159	1,691,923	1,855,783	483,349	1,774,372	1,637,348
Methane	tCH <sub>4</sub>	5,964	5,010	5,246	423	1,271	362
Nitrous oxide	tN <sub>2</sub> O	4	2	4	1	3	3

## SCOPE 2 GHG EMISSIONS

		MEXICO			U.S.		
		2019	2020	2021	2019	2020	2021
Carbon dioxide equivalent	tCO <sub>2</sub> e	7,947	10,636	11,779	1,471	1,970	233,138

## ENERGY CONSUMPTION (MWh)

		MEXICO			U.S.		
		2019	2020	2021	2019	2020	2021
Natural gas		10,723,692	8,285,856	9,165,489	-	159	296
Gasoline and diesel		15,004	15,681	17,052	203	1,716	1,053
LPG		29	14	21	-	34,813	33,456
Electric power		18,106	28,488	32,139	147,819	583,333	648,690
Total		10,756,831	8,330,039	9,214,700	148,022	620,021	683,495





**FINDING NEW WAYS**

**TO REDUCE EMISSIONS**

WE ARE CONDUCTING EARLY-STAGE INITIATIVES TO DEVELOP ENERGY INFRASTRUCTURE DESIGNED TO HELP THE DECARBONIZATION OF HARD TO REDUCE EMISSIONS FROM OUR ASSETS AND OUR CUSTOMERS', INCLUDING CARBON CAPTURE AND SEQUESTRATION, HYDROGEN, AMMONIA, RENEWABLE NATURAL GAS, AND OTHERS.



**REDUCING OUR EMISSIONS**

WE STRIVE TO ALIGN OUR EFFORTS TO REDUCE THE COMPANY'S CARBON FOOTPRINT AND TO OFFER LOW-CARBON AND ZERO-CARBON SOLUTIONS TO THE WORLD. TO THIS END, WE CARRIED OUT A SERIES OF ACTIONS AND PROPOSALS TO DEVELOP A STRATEGY FOR REDUCING OUR OVERALL GHG EMISSIONS.

**LNG AND NET-ZERO SOLUTIONS:**

- Established an internal goal of reducing our GHG emissions intensity by 20% each year through 2025, from the baseline set in 2020 at our facilities.<sup>40</sup>
- Filed for an amendment to our permits to expand our Cameron LNG facility with the addition of a fourth liquefaction train. The amendment, if approved, would permit the proposed project to use electric-driven compression, helping to reduce direct GHG emissions related to the liquefaction process.
- Working to develop the proposed CCUS project for our Cameron LNG facility.
- Reduced our GHG emissions from flaring by 50% in our Cameron LNG facility.
- Lowered our nitrogen oxides (NOx) and sulphur oxides (SOx) emissions at Cameron LNG by installing modern, efficient equipment with advanced burner management systems.
- Installed a state-of-the-art thermal oxidizer burner management system at Cameron LNG that eliminates 99.99% of hydrocarbon from the acid gas vent.
- Implemented ground flare destruction technologies that are efficient in reducing hydrocarbon releases from our Cameron LNG operations to negligible levels.
- Cameron LNG launched the flare reduction initiative, seeking to determine data validity around flare flow meters and purge rates. This study identified valves that could be blocked to reduce ground flaring.

**ENERGY NETWORKS:**

- Working to reduce venting in all the designs of our new natural gas transmission facilities, and we expect to begin to analyze the feasibility of further reductions at our current facilities.

**CLEAN POWER:**

- A 1,044 MW renewable energy production capacity that directly contributed to avoiding 1,077,217 tonnes of CO<sub>2</sub>e emissions in 2021.

<sup>40</sup> As we continue to grow and gain operational history, we plan to establish new goals.

METRICS AND TARGETS

GRI: 305-4

The carbon intensity targets for the Clean Power and Energy Networks business lines are dependent on not exceeding the annual target<sup>41</sup> established in the following table.

METRIC	ANNUAL TARGET	PERFORMANCE 2021
tonnes CO <sub>2</sub> eq/ MWh generated	0.35	0.235
tonnes CO <sub>2</sub> eq/ MMm <sup>3</sup> gas transported	11.80	9.56

GHG EMISSIONS TARGETS

- Each year, we aim to operate our existing LNG infrastructure at a GHG emissions intensity 20% less than our 2020 baseline. This target was reached in 2021.<sup>42</sup>
- By 2030, we aim to reduce 50% of fugitive emissions from our natural gas transmission and distribution system relative to a 2019 baseline.<sup>43</sup>

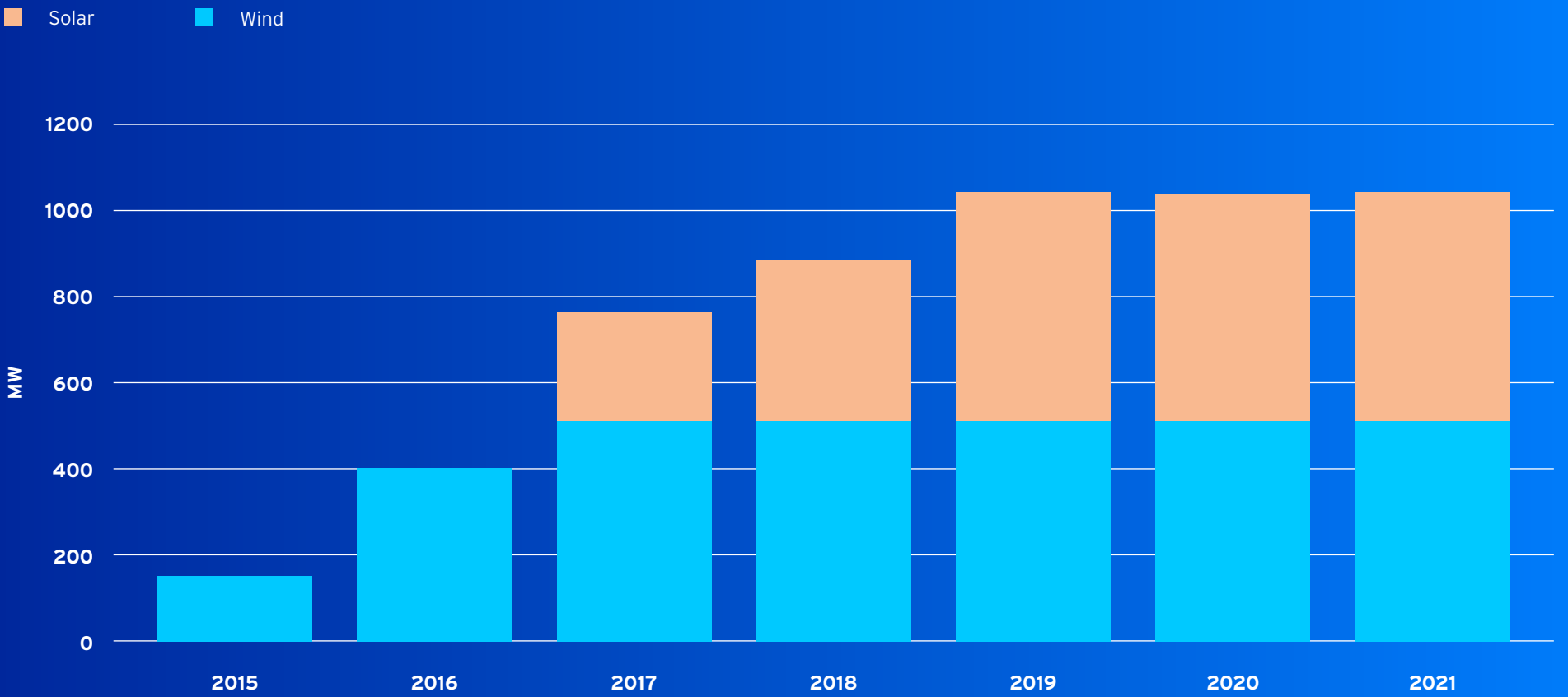
<sup>41</sup> Due to the recent consolidation of Semptra Infrastructure, a carbon intensity metric for LNG and Net-Zero Solutions business line is not disclosed. For Clean Power, the metric scope includes all operating assets, while for Energy Networks it only considers Mexico's operations. The reported carbon intensity targets consider only scope 1 emissions as it accounts for over 99% of total emissions across all scope 1 and 2.

<sup>42</sup> Cameron LNG exceeded the goal in 2021 with a GHG emissions intensity that was 28% less than baseline. As we continue to grow and gain operational history, we expect to establish new goals.

<sup>43</sup> Target applicable to gas transportation assets in Mexico.



HISTORICAL RENEWABLE POWER GENERATION CAPACITY (MW)\*



\* The figures include renewable projects in operation and under development or construction.





# BIODIVERSITY AND RESPONSIBLE LAND USE

GRI: 304-2, 304-3

Our value of doing the right thing is closely linked to conservation of biodiversity and responsible land use. Flora and fauna assessments are conducted at each project to carefully analyze the potential environmental impact of our operations. The results are used to implement management programs designed to preserve biodiversity and use land responsibly.

Before developing any project, the potential impact on the ecosystem is assessed in compliance with applicable regulations, and we work to mitigate the impact on wildlife and consistently meet or exceed permit requirements.

Targets vary for each project and include improving ecological conditions for sensitive habitats that may have been temporarily impacted by our operations, establishing permanently protected habitat reserves and enhancing existing habitats for sensitive or endangered species.

56%

of Semptra Infrastructure's assets in Mexico have developed an Environmental Management System (EMS) aligned with ISO14001<sup>44</sup> to measure and mitigate the potential environmental impact resulting from operations and to identify opportunities to improve.

Facilities in the U.S. develop and manage their own environmental systems according to the specific risks and opportunities identified and following all applicable permits and regulations.

<sup>44</sup> ISO 14001 is a voluntary standard that provides a framework for organizations to improve their environmental performance by designing and implementing effective environmental management systems.



# BIODIVERSITY PROTECTION AND RESTORATION INITIATIVES



## LNG AND NET-ZERO SOLUTIONS

As we have done every year over the last nineteen, and with the aim to reproduce native plants in the plant nursery, we continued to implement the Program for the Rescue, Protection, and Conservation of Flora and Fauna at ECA. And, at Cameron LNG, we supported and funded programs to promote the conservation of the marsh, wetland areas and wildlife of the coastal area around the facility along with local environmental and wildlife organizations.

- At ECA, we stock more than 50,000 plants of 28 native plant species from northwestern Baja California.

## ENERGY NETWORKS

In our pipeline activities we maintained wild flora; relocated species; performed monthly maintenance activities to irrigate and reconstruct rainwater-harvesting bowls; used organic fertilizers; boxed-in plants for improved water harvesting; irrigated reforested plants; and replaced dead specimens with the support of specialized companies.

- At Los Ramones I y II, more than 170,000 plants of 70 species and an average of 6,000,000 seeds of 38 species have been moved to the UANL facility in order to be protected.

## CLEAN POWER

We implemented environmental programs to compensate, manage and relocate fauna; we maintained our waste management and our soil and water conservation programs; we rescued wild flora and fauna; and we continued to monitor flying fauna.

- In our solar and wind facilities, we work with expert organizations such as Natura Ferox, Ingeniería y Gestion Ambiental de México (IGAMEX) and Instituto de Ecología (INECOL). These synergies allow us to strengthen our conservation efforts in the regions.





CAMERON LNG

## THE CASE OF CAMERON LNG

In coordination with local environmental and wildlife organizations, at Cameron LNG, we support and fund programs to promote the conservation of the marsh, wetland areas and wildlife of the coastal area around our facility, including:

- Beneficial use of dredge material: Through effective use of dredge spoil material from our turning basin since construction of the regasification terminal in 2005, more than 750 acres of viable wetlands have been restored. By 2045, Cameron LNG estimates it will have restored nearly 13,000 acres.
- Support of local non-profit organizations to help restore wetlands and construct terraces designed to protect against coastal erosion in marshes located in Hackberry, adjacent to Cameron LNG properties.
- Support for the Louisiana Wildlife and Fisheries Foundation (LWFF) and Louisiana Department of Wildlife and Fisheries' (LDWF) for the crane reintroduction project at the Rockefeller State Wildlife Refuge. We received recognition with the Whooping Crane Stewardship Award for our financial support of this project.



# THE CASE OF ECA LNG

## CARING FOR AND PRESERVING BIODIVERSITY

In the area neighboring our ECA regasification facility and the site of the proposed ECA LNG facility, we have an initiative that aims to save and preserve local species of flora and fauna, including the ferocactus, an endangered species native to Baja California, and 28 other species. We have long valued the ecosystem in Mexico, and we strive to contribute to its preservation.

Additionally, our conservation project aims to protect large marine mammals found in the vicinity of our ECA regasification facility and the site of the proposed ECA LNG facility. Our records for this project include more than 67,000 images of 13 different species, mostly gray whales, sea lions, and dolphins.



ENERGÍA COSTA AZUL,  
PHOTOGRAPHY CONTEST,  
ALBERTO ALEMÁN



# WATER MANAGEMENT

GRI: 303-1, 303-2

ALTHOUGH WE DO NOT HAVE INTENSIVE WATER CONSUMPTION, WE APPLY HIGH STANDARDS TO ENCOURAGE WATER TO BE USED EFFICIENTLY AND DISCHARGED IN THE SAME OR BETTER CONDITION THAN WHEN IT WAS EXTRACTED.

## FACTS

Sempra Infrastructure Mexico discharges the water consumed in compliance with Mexican standards and, most of the time, with equal or better conditions than when it was extracted.

ECA and TDM represent 99.9% of the company's water consumption in Mexico. The company's operational processes do not alter water quality as it is primarily used for steam generation at the TDM facility and to heat cold gas at the ECA regasification and LNG storage facility.

LNG assets identify potential water pollutants through routine inspections and maintain active water management plans and procedures designed so that this resource is discharged in equal or better conditions. Sanitary water discharge is treated for biochemical oxygen demand (BOD), fecal matter, and total suspended solids (TSS). Effluent treatment discharge is pH-adjusted prior to release.

At TDM, water is treated to reduce organic contaminants and mineral salts. The treated water is used several times before being discharged through purging in the heat recovery units and the cooling towers.

In Mexico, 95% of the water consumed is seawater, and the remaining 5% is from the municipal water supply.

Solar facilities have implemented stations to measure the amount of dust that accumulates on the panels and determine the optimal cleaning frequency we need to employ to maximize the production of electricity and minimize water usage.

## AT SEMPRA INFRASTRUCTURE:

- We are in the process of conducting a technical analysis to evaluate the implementation of a zero-discharge project for the continuous recycling of the water used at our solar facilities.
- We have used post-consumer water, instead of freshwater, in our TDM facility since the beginning of operations. After being treated, water can be discharged in compliance with the parameters established by applicable regulations, with considerably better quality than when it was first withdrawn.



CAMERON LNG

# SUCCESS STORY CAMERON LNG

CAMERON LNG IS A NATURAL GAS LIQUEFACTION AND EXPORT FACILITY LOCATED IN HACKBERRY, LOUISIANA, WHICH BECAME FULLY OPERATIONAL IN AUGUST OF 2020. SINCE THEN, IT HAS BECOME A BENCHMARK IN ENVIRONMENTAL AND SAFETY PRACTICES.

A liquefaction facility is responsible for cooling and compressing natural gas to store it in its liquid form and reduce its volume by up to 600 times. This facilitates its transportation and export to other markets and countries, where it is regasified and can be distributed through natural gas pipelines systems and used in homes and businesses.

At Cameron LNG, we use liquefaction units called trains to compress the gas into its liquefied state. First, we remove the impurities and contaminants of the feed gas, then it undergoes a complex process combining compression and cooling based on propane and ethylene refrigerants until it reaches an approximate temperature of -162.2<sup>45</sup> degrees Celsius. It is stored in insulated tanks and ready for transport in its liquid state.

Our Cameron LNG facility includes three compression trains and has approximately 12 Mtpa of LNG of export capacity. Currently, we are actively developing the Cameron LNG Phase 2 expansion, which contemplates a one-train expansion and debottlenecking of the first three trains, and are working with our JV partners Total, Mitsui & Co., Ltd., and Japan LNG Investment, LLC, to continue to advance the project. We have recently requested a revision to our permits, subject to approval by the U.S. Federal Regulatory Commission (FERC), that would allow the use of electric drives rather than gas turbine drives to reduce overall emissions.

<sup>45</sup> Equivalent to -260 degrees Fahrenheit.



# ON ENVIRONMENTAL IMPACTS

The planned Cameron LNG Phase 2 expansion would add an additional train and electric motor-driven compressor to the facility. The use of electric compression would reduce the new train's scope 1 direct tCO<sub>2</sub>e emissions. To further mitigate our emissions at the site, we are regularly enhancing our operating procedures, leading to fewer start and stop cycle processes and limiting venting and flaring.

Additionally, we have also proposed a plan to develop a carbon capture, utilization, and storage project to strip out the impurities in the gas and inject it in the ground to reduce the CO<sub>2</sub> emissions that would otherwise be released into the atmosphere.

# ON SAFETY

The highlight of this project revolves around resilient operations and health and safety management.

In 2021, Cameron LNG Phase 1 received the Perfect Record Award from the National Safety Council, recognizing more than 89 million hours worked without any lost-time incidents recorded during construction and operational transition, with a workforce of up to 10,000 employees on-site at peak construction, and without a single case of onsite COVID-19 transmission, a world-class achievement.

Additionally, in 2020, the facility was impacted by two hurricanes, one of which made landfall at the facility. These severe weather events tested the facility's design and the operating team's resiliency. As a result, the team learned valuable lessons, and used the opportunity to revise procedures, enhance emergency preparedness, and strengthen waterway resiliency efforts in collaboration with port authorities, government agencies, and community stakeholders.

We have implemented an early alert system to help us manage any emergencies and monitor the safety of our employees and the security of our assets during and after any hazardous event.

We have also taken advantage of Cameron LNG's key safety personnel's expertise to extend these safety programs and practices to our Port Arthur LNG and ECA LNG projects under development.

Cameron LNG's safety record is a clear example of how we learn lessons from incidents, in this case, to raise our emergency preparedness and response to higher levels.

With the health and safety of our workforce, customers, and communities at the forefront, we are able to achieve world-class safety outcomes.





# 04

## CHAMPIONING PEOPLE

WE SUPPORT OUR PEOPLE BY  
INVESTING IN THEIR GROWTH,  
CELEBRATING THEIR  
ACHIEVEMENTS, AND FOSTERING  
DIVERSITY AND INCLUSION.

BORDER SOLAR PARK







VALLE DE MÉXICO STORAGE TERMINAL



CAMERON LNG

# PEOPLE AND CULTURE

SEMPRA INFRASTRUCTURE BLENDS  
MULTIPLE CULTURES AND UNITES PEOPLE  
WITH DIVERSE BACKGROUNDS.

Our diversity makes us stronger. Embracing the many traditions and languages of our employees, we share a vision and values. Working together, we promote a culture where people and their well-being are priorities, and where we foster a high-performance environment of respect, inclusion, and authenticity following our guiding principles.

Challenges allow us to improve and, in the process, build a strong company with a culture of excellence, ethics, and social commitment. The synergy of our experiences has made us a better company.

At Sempra Infrastructure U.S. we coordinated monthly sessions called the *People & Culture Empowerment Hour* where we discussed a variety of topics including safety, technology, career development opportunities, relationship building, mindfulness, LNG markets, carbon sequestration, diversity and inclusion, general business knowledge, growth and development and we even presented coping mechanisms to help our employees deal with grief, loss and stress. In 2021 we held 13 sessions with an average participation of 150 employees per session - close to half the U.S. workforce.



IN 2021, SEMPRA INFRASTRUCTURE MEXICO WAS AWARDED THE GPTW CERTIFICATION FOR THE EIGHTH CONSECUTIVE YEAR, WHICH RECOGNIZES THE COMPANY'S EFFORT TO ADHERE TO WORLD-CLASS STANDARDS AND TO PLACE THE WELL-BEING AND DEVELOPMENT OF EVERY EMPLOYEE AS A TOP PRIORITY.



# OUR WORKFORCE

GRI: 102-7, 102-8, 405-1, 412-2

Our diverse workforce offers and delivers flexibility, adaptability, and capacity for innovation. We are a binational company by definition and, based on our talented team and firm commitment to the values that define us, we work together and collaborate to achieve our goals.

“WE FEEL EXTREMELY PROUD OF HOW THE INTEGRATION PROCESS OF OUR TWO COMPANIES HAS PROGRESSED BECAUSE TOGETHER WE ARE STRONGER AND MORE RESILIENT.”

**Randall L. Clark**

Senior Vice President and  
Chief Human Resources Officer

We have made meaningful efforts focused on fostering open and honest communications. For example, in Sempra Infrastructure U.S., we conducted *Employee Engagement* surveys; facilitated 12 workshops designed to further develop communication skills and strengthen working relationships for nearly 200 employees; authored our *People & Culture Newsletter* to include articles on employee well-being, diversity, workplace flexibility, career development, leadership, job opportunities, and upcoming events; and launched three different mentoring programs to support our employees’ career growth (including our GROW mentoring program targeting high potential women employees).

We have also made significant efforts to offer training in ethics, including human rights matters. At Sempra Infrastructure Mexico, we offered more than 1,000 hours of training to 1,820 employees.<sup>46</sup>

<sup>46</sup> Includes all new hires and former employees.



ENERGÍA SIERRA JUÁREZ WIND PARK



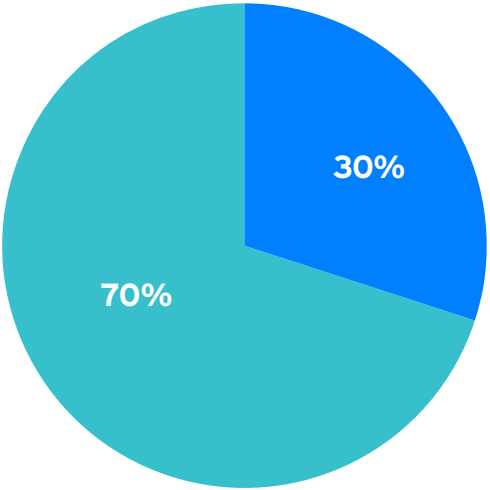


TERMOELÉCTRICA DE MEXICALI

WORKFORCE BY GENDER 2021

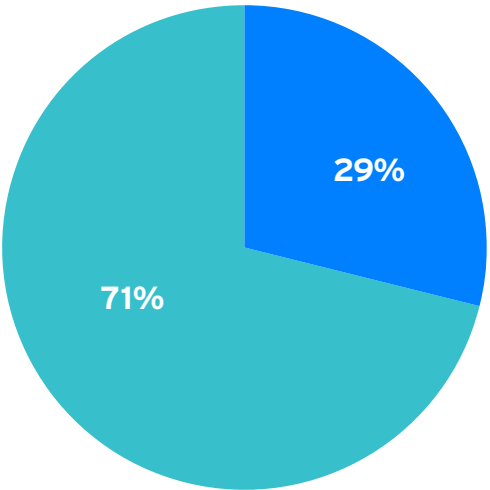
■ Women ■ Men

SEMPRA INFRASTRUCTURE

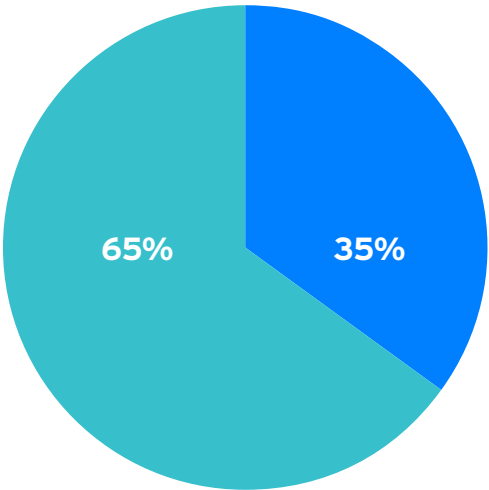


AT SEMPRA INFRASTRUCTURE,  
WOMEN MAKE UP 30% OF THE  
COMPANY'S WORKFORCE.

MEXICO



U.S.<sup>47</sup>



<sup>47</sup> This data represents employees who participated in voluntary self-identification reporting.



DIVERSITY AND INCLUSION

GRI: 401-3, 404-2

Diverse representation at Semptra Infrastructure spans across its leadership and employees. This is a key differentiator and we created relevant integration programs designed to forge strong, multi-cultural, broadly experienced teams. We promote respect for different traditions, cultures, and backgrounds that reflect the diverse talent within Semptra Infrastructure as well as the communities where we work and that we serve. Diversity and Inclusion (D&I) is encouraged, providing us with a broader vision to continue growing.

We have updated our policies to reflect multi-cultural values, implementing a series of actions, initiatives, and programs throughout the company that foster diversity and inclusion. To support and look after our teams during the integration period, we created campaigns designed to increase cultural awareness, including multi-cultural observances calendars to reflect important dates and holidays for countries where we operate, and offered language skills trainings for all employees.

We will continue to look for opportunities to further develop our strategies to drive a culture of conscious inclusion, partner with our communities, suppliers, and workforce, and create more opportunities for our people.



MEXICO CITY HEADQUARTERS



MEMORIAL PARK, SEMPRA INFRASTRUCTURE VOLUNTEERING



THESE ACTIONS INCLUDE:

Sempra Infrastructure Mexico

- Established a Local Diversity & Inclusion Committee.
- Offered conferences and workshops on the importance of employee recognition, self-care, and Diversity & Inclusion best practices.
- Launched campaigns to raise awareness of issues within the LGBTQ+ community such as sexual orientation, gender identity, and gender expression to prevent sexual harassment and bullying in the workplace.
- Promoted the importance of awareness and acceptance of the needs of people with disabilities.
- Rolled out tools designed to enhance communication and help enable intergenerational collaborations where all employees feel included.
- Implemented initiatives to offer more responsibility and opportunities for women at all management levels.
- Redefined our parental leave policy to address employees' work from home situations and special circumstances such as adoptions and miscarriages.
- Expanded the parental leave program to include paternity benefits.

Sempra Infrastructure U.S.

- Delivered more than 20 issues of *People & Culture Newsletters* featuring topics that included D&I, well-being, and workplace flexibility.
- Continued the GROW<sup>48</sup> ambassadors and mentoring program to develop female leaders covering topics such as: skills and interests; understanding the company's business and culture; leadership competencies; networking; career building and establishing goals; and learned lessons and looking forward.
- Produced a monthly education series with discussions and workshops addressing matters that included D&I, International Women's Day, leadership challenges, networking, mindfulness, confidence, and empowerment, among others.
- Managed the Lean In Energy's monthly Coffee Connection book club focused on "How Women Rise".

THE COMPANY DOES  
NOT DISCRIMINATE  
BASED ON GENDER,  
GENDER IDENTITY,  
RELIGION, RACE, SEXUAL  
ORIENTATION,  
PHYSICAL APPEARANCE,  
POLITICAL BELIEFS,  
OR DISABILITIES.

Sempra Infrastructure

- In the process of analyzing employee compensation to encourage fair treatment and recognition, regardless of location and in compliance with the relevant laws and regulations in each country.
- Offering our employees the opportunity to apply for job vacancies in the country of their choice.

<sup>48</sup> Growing Responsibilities and Opportunities for Women.

# HEALTH & SAFETY

GRI: 403-1, 403-2, 403-4, 403-5, 403-6, 403-7, 404-1, SASB: OG13

We recognize the importance of occupational health and safety in our operations, and for that reason, the health, safety and security of our workforce, customers, and communities are at the center of everything we do. We strive to maintain world-class health and safety performance.

OUR VALUES HAVE ALWAYS GUIDED THE COMPANY'S ACTIONS EVERY STEP OF THE WAY. PROTECTING HEALTH AND SAFETY IN THE WORKPLACE IS EMBEDDED IN SEMPRA INFRASTRUCTURE'S CULTURE.

Although this year we faced the challenge of unifying processes and operations, we made no changes to our health and safety practices as they already exceeded industry standards. The alignment of both companies' corporate health and safety policies with Semptra's policies supported a smooth integration.

We have consistently met or exceeded our health and safety targets despite the size of our operations and number of hours worked.



## Semptra Infrastructure Mexico has initiatives that drive a safety culture.

- Health and Safety Champions: Initiative to implement and monitor the Health and Safety Management System Elements in each business unit. These teams carry out quarterly self-evaluations and annual cross-verifications that include all the company's work centers.
- Family Day: Every year the company holds a Family Day consisting of events focused on health and safety to give information on how to respond to an emergency, first aid, safety at home, and recommendations on wellness.
- Family Drawing and Calendar Contest: Every year the company launches a contest to promote conversations among employees and their families on health and safety in the workplace and at home.
- Vida al Volante (Life at the Wheel): The company created the Vida al Volante (Life at the Wheel) program. This drive-safe campaign aims to raise awareness among employees and their families regarding the avoidable dangers that exist when driving.





# EMERGENCY RESPONSE

GRI: 403-1, 403-2, 403-4, 403-7, SASB: EU-G4-DMA

Due to the nature of our operations and the geographic location of our assets, proper emergency preparedness and response plans are key elements in helping ensure the safety of our employees and the resilience of our infrastructure.

We have developed comprehensive action plans to promote adequate response to the varied threats that can affect our employees and assets. In 2021, these threats included wildfires in northern Mexico, earthquakes in central Mexico, and hurricanes in the Gulf Coast.



**WORLD-CLASS PROJECTS,  
WORLD-CLASS COMMUNITY ASSETS**  
WE FUNDED AND HELPED BUILD A  
STATE-OF-THE-ART COMMUNITY CENTER  
LOCATED IN HACKBERRY, LOUISIANA,  
NEAR OUR CAMERON LNG FACILITY.  
THE CENTER SERVES AS A LOCAL  
EMERGENCY OPERATIONS CENTER AND  
A SHELTER FOR RESIDENTS.

ENERGÍA SIERRA JUÁREZ WIND PARK

## Sempra Infrastructure U.S. has tools to enhance emergency response and communications, which include:

- Prepara, a bi-lateral, multi-channel communication system that helps our crisis management teams communicate with employees before, during, and after emergency events. As events unfold, our teams use Prepara to share critical information and track the status of each affected employee, helping confirm their well-being.
- Early Alert, a system that provides real-time emergency response notifications regarding threats (such as severe weather, earthquakes, and civil unrest) to our business operations.

THESE TOOLS, IN ADDITION TO  
OUR SAFETY COMMITTEES  
AND WORK TEAMS,  
ALLOW US TO REMAIN  
AT THE FOREFRONT IN  
EMERGENCY RESPONSE  
AND PREPAREDNESS.

## Sempra Infrastructure Mexico's Health and Safety Management System (HSMS) includes:

- 32 components that aim to standardize and support the implementation of protocols and initiatives to help protect the physical health of our employees and contractors.
- One element of the HSMS is "Emergency Preparedness and Response", designed to anticipate emergency situations for Sempra Infrastructure Mexico, to protect the lives of people who work for the company, safeguard communities, provide accurate information about existing safety measures, and help secure operational continuity of company assets.
- Each time the emergency response program is activated, either in a real situation or during a drill, the effectiveness of the established protocols is assessed for continued improvement. In 2021, we carried out 199 drills, 74 of which included the participation of units from local first responders such as Civil Protection, fire departments, or the Red Cross.



# PERFORMANCE

GRI: 403-1, 403-2, 403-4, 403-5, 403-6, 404-2

Sempra Infrastructure is implementing a series of actions to strengthen and permeate our health and safety culture among our employees. These efforts include drills and training courses on health and safety, which have contributed to operations that maintain high safety standards and have met our health and safety performance indicators with high marks:

- ECA LNG Phase 1<sup>49</sup> registered a total of 1 million hours worked with no lost-time incidents.
- Sempra Infrastructure U.S. had two recordable injuries out of approximately 2.5 million hours worked, across different projects.
- Cameron LNG Phase 1 received the safety award granted by the National Safety Council in recognition of a world-class achievement by industry standards of more than 89 million hours worked without a single lost-time incident during construction and the transition to operations.
- In Mexico, we aim to certify 100% of facilities under ISO 45001 by 2030. By the end of 2021, we had achieved 59% of our goal.

At Sempra Infrastructure U.S., the trainings include fire and evacuation protocols, visitor introduction to new office or construction sites, orientation sessions to introduce new hires to Sempra’s Health & Safety policies and procedures (which cover important Health & Safety

matters such as life-saving rules and procedures, hazard identification, emergency response and evacuation, injury reporting, spill prevention, control & countermeasure, waste management, vehicle use, permit to work, stop work authority and weather guidelines among others), and hurricane preparedness plans.

During 2021, we held 136 contractor led training sessions at ECA LNG Phase 1 under construction and 200 sessions at our proposed Port Arthur LNG project, provided by the engineering, procurement, and construction (EPC) contractor or sub-contractors. These sessions focus on topics such as working at heights, confined space entry, equipment orientation, lockout/tagout (LOTO), waste management, spill prevention, control & countermeasure (SPCC), and refueling.

Sempra Infrastructure Mexico's training on health & safety

1,581  
Trainings in 2021

199  
Safety Drills in 2021

<sup>49</sup> Project currently under construction and targeting initial production of LNG by the end of 2024.





# COVID-19 CONTINUING RESPONSE

GRI: 403-6

The COVID-19 pandemic changed the way we all see the world. For many businesses it changed the way they conduct their operations. At Semptra Infrastructure, we rose to the challenge and responded rapidly and effectively.

- Worked towards achieving all our community relations goals despite social-distancing restrictions. We used many virtual and digital tools at our disposal to achieve our goals.
- Implemented measures designed to protect the health of our employees in line with the suggestions and methods imposed by applicable authorities, both in Mexico and in the U.S.
- Installed sanitary filters at our facilities and conducted health surveys.
- Provided the necessary safety equipment and materials to comply with applicable health protocols.
- Adapted the way in which we work to support the health of our employees.
- Reinforced our efforts with extensive communications and information campaigns, with improved response times in the communications channels we already had in place.
- Implemented mental health programs to offer our employees additional help, beyond just their physical health.

## COVID-19 RESPONSE BY SEMPRA INFRASTRUCTURE MEXICO

- Organized vaccination campaigns to support employees who wished to be vaccinated; in this effort we collaborated with several institutions and chambers of commerce.
- Modified our employee support policies to adapt to the emerging needs brought about by the pandemic. Some of the changes implemented include creating extended leave options (for quarantine purposes), adding COVID-19-related treatments in health insurance plans, offering mental health assistance, and extending parental leaves.
- Organized virtual employee town-halls.



MEXICO VACCINATION CAMPAIGN



### COVID-19 RESPONSE BY SEMPRA INFRASTRUCTURE U.S.

Provided our employees with the COVID-19-Related Leave Policy, which included:

- Emergency Paid Sick Leave, which provides eligible employees with up to 80 hours of paid leave (pro-rated for part-time employees) at their regular rate of pay.
- Emergency Family and Medical Leave, which provides eligible employees up to 12 weeks of leave, 10 of which are paid at two-thirds of employees' regular rate of pay.
- Modification of Extended Sick Leave, which temporarily modifies the company's extended sick leave policy to allow employees who take time off to self-isolate or self-quarantine.

Furthermore, both Sempra Infrastructure Mexico and Sempra Infrastructure U.S. offered a Technology Reimbursement Policy entitling employees to reasonable reimbursements for costs incurred in acquiring the necessary technology to support teleworking. We expect this policy will remain in place while employees are working remotely.




MEXICO VACCINATION CAMPAIGN



### VACCINATION ACROSS BORDERS

IN SEMPRA INFRASTRUCTURE MEXICO, WE SUCCESSFULLY COORDINATED A CROSS BORDER COVID-19 VACCINATION PROGRAM IN TIJUANA AND CIUDAD JUÁREZ. IN THIS PROGRAM IN TIJUANA 250 PEOPLE PARTICIPATED, INCLUDING EMPLOYEES, VULNERABLE FAMILY RELATIVES, AND CONTRACTORS FROM BAJA CALIFORNIA AND SONORA. LATER ON, LOGISTICS WERE INITIATED FOR A SIMILAR PROGRAM IN CIUDAD JUÁREZ, WHERE 657 DOSES WERE ADMINSTRATED AND EMPLOYEES FROM ALL LOCATIONS IN MEXICO WERE ELIGIBLE TO PARTICIPATE.

IN BOTH PROGRAMS, THE COMPANY COORDINATED TRANSPORTATION LOGISTICS TO VACCINATION SITES AND PAID TRAVEL EXPENSES FOR ALL EMPLOYEES WHO HAD NOT HAD ACCESS TO THE VACCINE AND WANTED TO BE VACCINATED. ADDITIONALLY, WE CONTINUED FOR THE EIGHTH YEAR OUR INFLUENZA VACCINATION CAMPAIGN IN COORDINATION WITH LOCAL HEALTH AUTHORITIES. DURING 2021, OVER 1,300 DOSES WERE GIVEN TO CONTRACTORS AND EMPLOYEES.



VERACRUZ STORAGE TERMINAL



## SUSTAINABLE SUPPLY CHAIN

GRI: 102-9, 203-2, 205-1, 205-2

We are committed to our values, extending them across our supply chain and forming strategic relationships that meet high sustainability standards.

We developed several policies and guidelines to monitor sustainability compliance from our suppliers and their adherence to applicable laws and regulations, including with respect to environmental and social matters. As part of this effort, we defined the guiding principles that we plan to apply to our supply chain based on our core values: do the right thing, shape the future, and champion people. To achieve this, we established a series of processes, policies, and guidelines to form solid strategic relationships that meet high standards. Additionally, we are working on establishing a single Sustainability procurement program for all our business lines.

All our suppliers, both new and existing, must comply with applicable laws and regulations of each region, including those related to environmental and social matters. In addition, the suppliers we contract with are required to adhere to our Supplier Conduct Guidelines and to our Code of Ethics. These documents

serve as an ethical guide for all our stakeholders and address priority issues such as: corporate ethics, working conditions, fair remuneration, anticorruption, environmental and safety standards, human rights, and occupational health.

We operate based on a policy of zero tolerance for acts of corruption, forced labor, child labor, discrimination, or human rights violations.

**ALL SEMPRA COMPANIES, INCLUDING SEMPRA INFRASTRUCTURE, ADHERE TO SEMPRA'S SUPPLIER CODE OF BUSINESS CONDUCT, WHICH CONTAINS GENERAL REQUIREMENTS APPLICABLE TO ALL SUPPLIERS AND CONTRACTORS OF THE SEMPRA FAMILY OF COMPANIES.**



# SUPPLY CHAIN MANAGEMENT

GRI: 102-9, 203-2

Our operational resilience and social value benefit when our suppliers implement more sustainable practices. Our Supply Management department encourages suppliers to implement sustainable practices aligned with our ethical, economic, environmental, and social development principles to improve value to customers and our competitive advantage.

In Mexico, as part of our procurement process for goods and services, we classify suppliers we deem critical each year. We assess them periodically for compliance with issues related to sustainability. When we identify that a supplier needs to improve on any aspect or indicator, we develop corrective plans to address the issue. Following this assessment, we classify our suppliers into three categories based on how advanced they are in their sustainability practices and the level of risk they present for our operations. This assessment aims to offer support and assistance to our suppliers in enhancing their operations.

Starting in 2022, we expect to encourage critical suppliers to provide to us certain information on their sustainable actions and strategies. In the medium term, we plan to expand the scope of this assessment to include those not considered critical suppliers.

At Semptra Infrastructure U.S., our values underpin the positive partnerships that we form with our suppliers. We evaluate our suppliers on criteria that may include quality, safety, and reliability. Those falling in the Information Technology (IT) category are additionally classified by criticality and evaluated by our Technology and Cybersecurity team. As per company policy, all suppliers are treated equally and in alignment with our organization’s values.

AS WE MOVE FORWARD, WE AIM TO IMPROVE UPON THE PRACTICES OF OUR OPERATIONS IN MEXICO AND THE UNITED STATES TO STRENGTHEN OUR ORGANIZATION’S SUSTAINABLE SUPPLY CHAIN STRATEGY.

## SOCIAL PILLAR

We assessed how they approach compliance through procedures and tools that demonstrate adherence to laws and regulations pertaining to privacy, transparency, anti-corruption, human rights, and labor practices.

## ECONOMIC PILLAR

We assessed how they manage human capital, as well as the health and safety protocols for their employees.

## ENVIRONMENTAL PILLAR

We assessed the policies and practices that evidence their interest in and efforts to reduce the impact of their operations on the environment, as well as measures taken to protect and care for the environment.



MEMORIAL PARK, SEMPRA INFRASTRUCTURE VOLUNTEERING

# COMMUNITY ENGAGEMENT

GRI: 413-1

Consistent with our core values and guiding principles, we seek to be an integral part of the communities where we operate and to form lasting relationships.

We are committed to investing in these communities and collaborating with local organizations in alignment with our values of doing the right thing, championing people, and shaping the future. Regardless of the stakeholder group—neighbors, community members or leaders—our vision and strategy are focused on facilitating open communication channels while working together.

We employ social engagement strategies designed to provide the communities where we have a presence with an understanding of the goals of our projects, including their impacts and benefits. We currently continue to employ the communications and engagement mechanisms that were previously used by Semptra Infrastructure Mexico and Semptra Infrastructure U.S. to maintain communication with our communities, even in the face of the challenges brought about by the pandemic.

During 2021, we continued to use various methods to help meet the needs of our communities, such as community meetings, virtual meetings, written communications, newspaper advertisements, community advisory committees, and grievance mechanisms, including the Community Service and Grievance Mechanism in Mexico, and the Semptra Ethics & Compliance Helpline, in the U.S.

We aim to continue to work for our communities' safety and development, through collaborating and connecting with people, and facilitating access to safe, affordable, and sustainable energy needed for growth and long-term stability.



# SOCIAL INVESTMENT

GRI: 203-1, 413-1

We provide aid for our communities through the various community support and investment programs that we manage, both at the corporate level, through Fundación Sempra Infraestructura in Mexico and the Sempra Foundation in the U.S., and through actions carried out by the different business lines.



**MEANINGFUL SOCIAL INVESTMENT**  
IN OUR WORK TO DEVELOP AND EMPOWER OUR COMMUNITIES, WE MADE SOCIAL INVESTMENTS THROUGH OUR ECA LNG PHASE 1 PROJECT UNDER CONSTRUCTION IN ENSENADA, BAJA CALIFORNIA, WITH A US\$ 6 MILLION CONTRIBUTION.

Our social investment strategy aligns with the needs identified in the communities where we operate, and our overarching values and principles guide our investments.

## US\$ 9,979,555

Company's social investment in 2021<sup>50</sup>

<sup>50</sup> This amount includes corporate giving figures for both Mexico and the U.S. For Sempra Infraestructura Mexico, the figure includes donations made by Fundación Sempra Infraestructura and social investments made by the company's business units, operating assets, joint ventures, and by projects under construction (some contributions were made in-kind and are related to project compliance, regulations, or public consultations). For Sempra Infraestructura U.S. the figure includes cash donations, excluding in-kind contributions and donations related to project compliance, regulations or public consultations.



CHAPULTEPEC PARK, BAJA CALIFORNIA



# OUR PROGRAMS

Engaging with our stakeholders and giving back to our communities is a priority in the way we operate and do business. The creation of Sempra Infrastructure involved the consolidation of assets and business lines as well as the consolidation of our social and community investment efforts.

THE COMPANY AIMS TO BUILD AN  
ENGAGEMENT MODEL BASED ON WORLD-  
CLASS PRACTICES AND MAKE IT  
APPLICABLE TO ALL ITS INTERACTIONS  
WITH THE COMMUNITY.

Over the course of the year, we continued implementing our community investment programs. This task was undertaken during our consolidation and the challenges brought about by the COVID-19 pandemic.

To achieve our objectives, we adapted and employed new strategies and tools. We used virtual communication to maintain contact with our communities and adopted recommended health and safety measures and protocols to carry out our social investment programs.

## U.S. PROGRAMS

Active involvement in the communities in which we operate is fundamental to the success of our organization. We are proud of the relationships that we have built with community members and, every year, we seek to enhance those relationships by focusing on our four Giving Priority Areas:

### ENVIRONMENTAL STEWARDSHIP

When done responsibly, we believe that the development of energy infrastructure can be compatible with environmental protection and preservation. Our projects are designed to meet or exceed local, state, and federal environmental regulatory requirements and, in line with our commitment to environmental stewardship, we prioritize community partnerships that preserve and restore wildlife habitats and protect biodiversity.

In 2021, Cameron LNG awarded a US\$ 15,000 grant to the Moore-Odom Wildlife Foundation to protect against coastal erosion near Hackberry, LA. The area is home to many species of wildlife, including migrant land birds, alligators, and the rare Crested Caracara.



MEMORIAL PARK, SEMPRA INFRASTRUCTURE VOLUNTEERING





### EMERGENCY PREPAREDNESS AND SAFETY

The health and safety of our workforce and community are at the center of everything we do. To look after their safety, we developed thorough emergency preparedness and response plans that involve local stakeholders, such as police and fire departments. In addition, we work with municipalities to support programs that keep our communities safe and help eradicate hunger, provide healthcare services, and assist underserved families.

During the month of September 2021, volunteers participated in Hunger Action Month by partnering with the Houston Food Bank and the San Diego Food Bank. Together, our volunteers helped fill 4,600 bins of food, providing over 3,600 meals that were donated to those in need. Through the cumulative actions of our employees, we are making a positive difference in our communities. Together, we are shaping the future.



### EDUCATION

At Sempra Infrastructure, we recognize that the students of today will make up the workforce and leaders of tomorrow. Guided by our value of championing people, we collaborate with colleges and universities to support programs in the areas of science, technology & innovation, engineering, and math (STEM), helping to provide students with the resources needed to build a strong foundation and help them capitalize on opportunities that can shape the world.

Each year since its inception, Cameron LNG has provided US\$ 20,000 in scholarship funds to the foundations at McNeese State University and SOWELA Technical Community College. To date, Cameron LNG has given \$189,500 to Cameron Parish School graduates pursuing higher education.



### ECONOMIC PROSPERITY AND LEADERSHIP DEVELOPMENT

A thriving community is supported by healthy economic conditions. At Sempra Infrastructure, we contribute to community development by investing in programs to help promote workforce readiness and support diverse businesses. Providing skills training, opportunities for career advancement, and tools and resources for small businesses are key pillars to economic prosperity.

Our relationships with regional organizations help support local economies and enhance the resiliency of the communities where we operate.

AS WE MOVE FORWARD, WE PLAN TO CONTINUE TO  
PRIORITIZE OUR INVOLVEMENT IN THE COMMUNITY, STANDING  
UP FOR WHAT IS RIGHT AND LIVING OUR VALUES.  
AS THE NEEDS OF THE COMMUNITIES WHERE WE OPERATE  
BECOME MORE PRESSING, SEMPRA INFRASTRUCTURE'S  
ACTIONS OF SUPPORT PLAN TO ADAPT ACCORDINGLY.





JERUEL SHELTER HOME

## MEXICO PROGRAMS

We aim to contribute to the well-being of the communities where we operate. We have implemented a variety of programs aimed at improving the quality of life of millions of Mexicans, both through social investment projects carried out by our construction and operating assets, as well as through our foundation.

### FUNDACIÓN SEMPRA INFRAESTRUCTURA<sup>51</sup>

Fundación Semptra Infraestructura is a social investment foundation created in 2015 to support organizations, projects, and programs that contribute to the well-being and development of the communities in which we operate.

Our primary areas of giving are education, environment, vulnerable groups, and community services.

At Fundación Semptra Infraestructura, our mission is to transform lives by supporting organizations and programs that contribute to the development of the communities to which we belong.

<sup>51</sup> Formerly Fundación IEnova.



WE FOCUS ON COMMUNITY PROGRAMS THAT PROVIDE BENEFITS  
IN THE MEDIUM- AND LONG-TERM, IN FOUR AREAS OF GIVING:

EDUCATION

We allocate resources to projects that foster the educational development of children, youth, and adults through scholarships, workshops, courses, and other educational tools.



Aligning to SDGs:



Supported projects

8  
2019  
  
7  
2020  
  
7  
2021

Social Investment  
(US\$)

\$244,743  
2019  
  
\$617,971  
2020  
  
\$130,480  
2021

ENVIRONMENT

We allocate resources to projects aimed at mitigating environmental impacts in the communities where we operate and at fostering a culture of care and protection of the environment.



Aligning to SDGs:



Supported projects

8  
2019  
  
0  
2020  
  
1  
2021

Social Investment  
(US\$)

\$364,999  
2019  
  
\$0  
2020  
  
\$9,680  
2021



VULNERABLE GROUPS

We allocate resources to projects that help improve the physical infrastructure of community centers that contribute to reducing poverty, enhancing community engagement, supporting vulnerable children and the elderly.



Aligning to SDGs:



Supported projects

11  
2019

9  
2020

13  
2021

Social Investment  
(US\$)

\$258,046  
2019

\$143,654  
2020

\$190,637  
2021

COMMUNITY SERVICES

We allocate resources to projects that provide direct benefits and services to the people in our communities. These projects include support for institutions that treat children with cancer and efforts to engage with indigenous communities.



Aligning to SDGs:



Supported projects

8  
2019

19  
2020

9  
2021

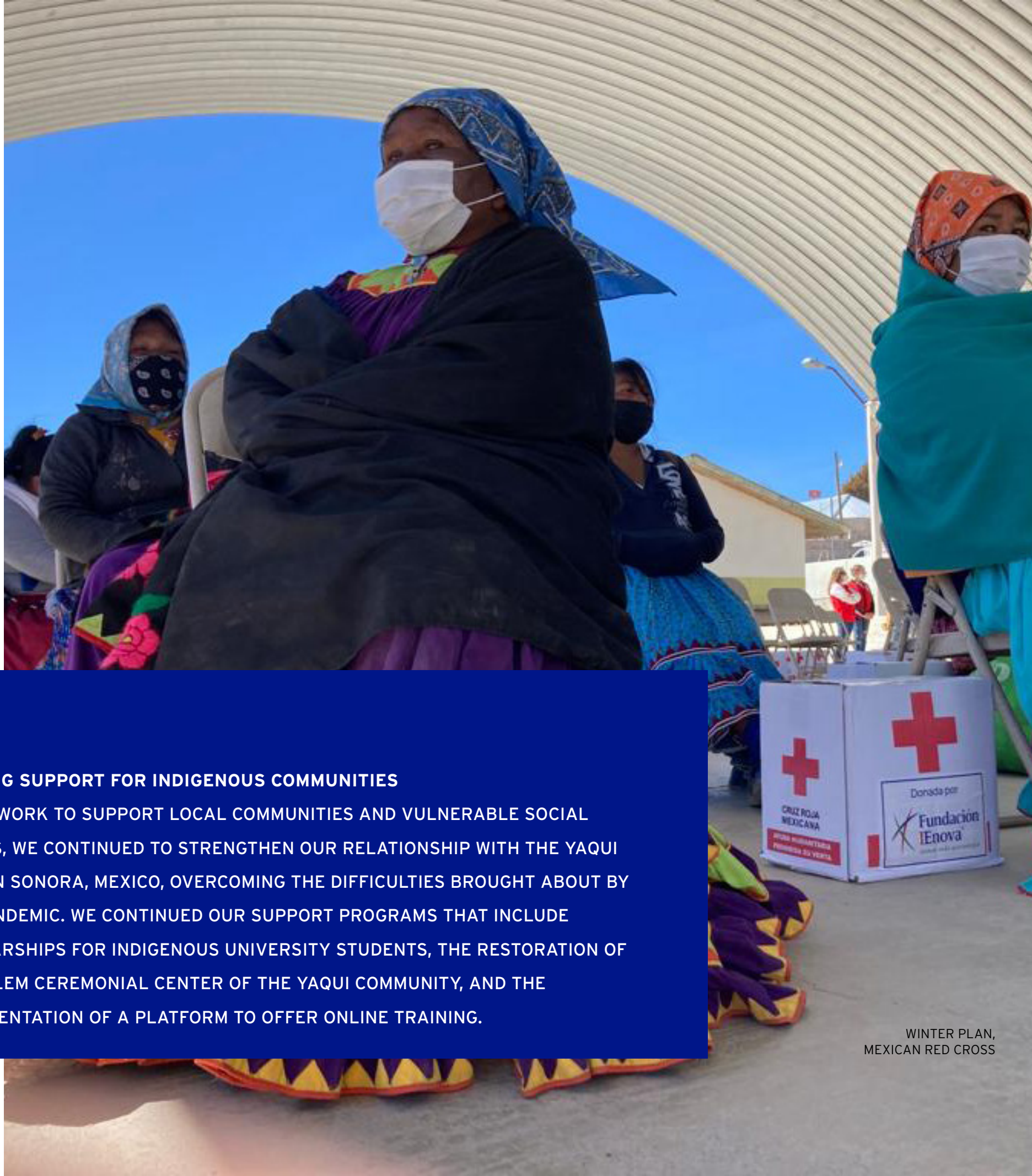
Social Investment  
(US\$)

\$390,412  
2019

\$2,412,863  
2020

\$1,148,412  
2021





FUNDACIÓN SEMPRA  
INFRAESTRUCTURA INVESTED  
US\$1,479,209 DURING  
2021 TO SUPPORT 30 PROJECTS  
AND 17 ORGANIZATIONS.

During the COVID-19 pandemic, Fundación Semptra Infraestructura made the decision to allocate a large part of the budget from 2020 and 2021 to two lines of action:

- Medical protection equipment and supplies
- Food safety

Fundación Semptra Infraestructura also continued to support other multi-year projects that helped develop and improve infrastructure for communities, provide scholarships, and offer comprehensive support for treating children with cancer.

Fundación Semptra Infraestructura plans to continue to operate under its established parameters for investments in Mexico in compliance with the country's specific regulatory requirements. The foundation expects to continue supporting relevant short-, medium-, and long-term community projects and aims to maintain its COVID-19 response programs.



#### ONGOING SUPPORT FOR INDIGENOUS COMMUNITIES

IN OUR WORK TO SUPPORT LOCAL COMMUNITIES AND VULNERABLE SOCIAL GROUPS, WE CONTINUED TO STRENGTHEN OUR RELATIONSHIP WITH THE YAQUI TRIBE IN SONORA, MEXICO, OVERCOMING THE DIFFICULTIES BROUGHT ABOUT BY THE PANDEMIC. WE CONTINUED OUR SUPPORT PROGRAMS THAT INCLUDE SCHOLARSHIPS FOR INDIGENOUS UNIVERSITY STUDENTS, THE RESTORATION OF THE BELEM CEREMONIAL CENTER OF THE YAQUI COMMUNITY, AND THE IMPLEMENTATION OF A PLATFORM TO OFFER ONLINE TRAINING.

WINTER PLAN,  
MEXICAN RED CROSS





## EMPLOYEE VOLUNTEERS

AT SEMPRA INFRASTRUCTURE, WE  
PROMOTE EMPLOYEE VOLUNTEERING  
PROGRAMS AND INITIATIVES.

### SEMPRA INFRASTRUCTURE MEXICO

The Corporate Volunteers Program is a project promoted by Fundación Semptra Infraestructura designed to achieve a better connection between the company's employees and the communities it serves.

Corporate volunteering events are held in cooperation with the institutions that belong to the foundation's Triannual Foster Home Adoption Program for Infrastructure Improvements.

In 2021, we held 36 virtual corporate volunteering events with the participation of 52 employees. This was a pilot project that looks forward to being officially launched during 2022.

### SEMPRA INFRASTRUCTURE U.S.

Our employees participated in many hands-on activities supporting our local communities by providing meals, donating food and toys for low-income communities, and assembling COVID-19 safety kits to support a safe back-to-school process. Also, at Cameron LNG, we encouraged and supported employee involvement with our communities and established the Cameron LNG Employee Giving Fund (EGF), through which employees could elect to voluntarily participate in a payroll deduction program in order to support nonprofit charitable organizations.

In 2021, there was a 30% increase in employee participation, with over one-third of existing contributors increasing their donation to the fund. In partnership with the Community Foundation of Southwest Louisiana to administer the fund, the EGF Employee Board approved the distribution of \$34,000 to 11 nonprofits in 2021.





# TESTIMONIALS



## PROBECAS SONORA A.C. COMMITTEE

“My name is Sandra Aguilar and I lead the capacity development program of the PROBECAS Sonora Committee. PROBECAS is an organization supported by Universidad La Salle Noroeste and our program, called A challenge to an expected destiny, refers to the idea that in Mexico there is a 50% chance that you might forever remain in the same social context into which you are born. This way of thinking implies that the right to education is a privilege.

93 young people have challenged this idea and participated in our program, which we see as a chain of solidarity to break the education barrier. The Sempra Infrastructure Foundation has been a part of this effort for more than three years.

We are always reminded of the words of Albert Camus: a world built on indifference, social injustice, and deep inequalities is a world without a future.”

**Sandra Aguilar**  
PROBECAS Sonora Committee



## CARLOS LANDÍN'S STORY OF SUCCESS

“Hi, I am Carlos Landín, a graduate of Universidad La Salle Noroeste. I was one of the members of the PROBECAS committee that has been fortunate enough to receive donations from the Sempra Infrastructure Foundation. I want to thank them warmly for supporting us through the years when I was still a student at the university.

Although I have been working in the communications media since I was 17 years old, it was thanks to the new knowledge I acquired at the university that I was able to expand to other exciting areas within the world of communications.

I wish to thank Universidad La Salle Noroeste, the PROBECAS committee, and the Sempra Infrastructure Foundation for making all our dreams come true. From the bottom of my heart: Thank you very much!”

**Carlos Landín**  
Bachelor's Degree in Communications- Former member of the PROBECAS committee





## CASA HOGAR DEL ANCIANO DE ENSENADA

“By installing solar panels, we help contribute to preserving our environment and position ourselves as one of the first institutions of our kind to promote sustainability. An added benefit is that we have been able to use our savings to provide better for the people who live at our home.

For our institution, your Foundation represents a higher life expectancy, a support to having a safe home, better quality of life, and dignity for our elderly residents. Thank you for continuing to be part of the journey of Casa Hogar del Anciano de Ensenada.”

### Sister Gloria Estrella Pérez

Director of Casa Hogar del Anciano de Ensenada, A.C. (CHAE)



## CETYS SCHOLARSHIP PROGRAM

“I speak for all my colleagues when I say that they do not see us as just another tuition; instead, they see us as the future of Mexico. They constantly let us know that we have someone who trusts us and is proud of us. They always know how we are feeling, physically and mentally.”

### Fernanda Yazmín Hernández Banaga

International Business student at CETYS Universidad, Ensenada Campus



## POWER FOR WATER

“At Ejido San Miguel in Sonora, we had intermittent electricity supply. This was a problem because the well that supplied us with drinking water depended on it.

In light of this context, we submitted a request to Sempra Infrastructure Mexico to receive a donation to cover our electricity bills.

The company, however, did not respond like we expected - it exceeded our expectations. Sempra Infrastructure Mexico decided to contribute to the development of the community and began the construction of a photovoltaic project with solar cells that aims to supply energy to the well.

This project is expected to contribute with savings of up to 50% in the electricity bills of 100 people. We therefore hope that (Sempra) continues to support our community. Many thanks.”

### Benito Acuña

Ejido San Miguel





## SEMPRA INFRASTRUCTURE SPONSORS 'THE MISSION CONTINUES'

Sempra Infrastructure sponsored TMC's Operation Nourish Veteran's Day project at Houston Independent School District (ISD)'s Mykawa Farm in Southeast Houston, a working educational farm that integrates nutrition and food science with core curriculum to provide students with hands-on learning experiences.

*"The Veteran's Day project was significant to the accessibility of the farm for students who have mobility challenges" said Dr. Elizabeth Barlow, The Mission Continues regional operations manager. "Through the generous support of Sempra Infrastructure, students who have mobility challenges expect to be included with their peers in the valuable agricultural and STEM learning that Mykawa Farm has to offer."*



## THE FIRE DEPARTMENT OF ENSENADA

Captain Manuel Alonso García Fierro, Operations Deputy Director of the Fire Department in Ensenada, said that among all the fire departments in the city, they attend an average of 40 to 50 emergencies daily. This entails many different challenges.

*"I wish to thank Energía Costa Azul in delivering a total of 206 complete protective suits -with helmets, pants, boots, jackets and gloves- for our firefighters because, as the city of Ensenada continues to grow, the number of challenges faced by our teams continue to increase."*

Not only does the adaptation to new technologies, such as hybrid and electric vehicles, make it necessary to have specific training and special studies, but there are more and more elevated constructions that require different maneuvers and there are currently many more varieties of fuels that generate higher temperatures - which requires better equipment, with greater durability and resistance.

*"The equipment that our firefighters received from ECA is essential because it protects our lives every step of the way."*



## 'MEALS ON WHEELS' AT PORT ARTHUR LNG

Port Arthur LNG recently donated \$2,500 to the United Board of Missions in support of its Meals on Wheels program. Through this effort, volunteers deliver hot meals twice a week to seniors and homebound individuals, allowing family members to rest assured their loved ones are receiving nutritious meals. Cleaning supplies, medical equipment and other items are also being made available.

*"We are facing extremely challenging times, so donations like the ones we have received from Port Arthur LNG are critical to our organization," said Mae Terro, Executive Director at the United Board of Missions. "We've seen a significant increase in the number of people we are trying to serve - especially from families that have older parents living with them that are higher risk."*



# 05

## APPENDIX

About this report	105
Forward-looking statements and other information	108
Independence assurance report	110
Principles of the UN Global Compact	113
GRI Content Index	114
SASB Standard responses	120
TCFD Alignment	124
ESG Performance	125
Glossary	141







# ABOUT THIS REPORT

GRI: 102-46, 102-47, 102-50

The Sustainability division, which reports directly to the Senior Vice President and Chief Public Affairs Officer, has prepared this report that describes our ESG performance, initiatives and goals.

This is Sempra Infrastructure's first Sustainability Report which was drafted following the Core option of the Global Reporting Initiative (GRI) Standards and includes content and information pertaining to material ESG topics. We intend to adhere to reporting practices based on the GRI Reporting Principles for defining reporting content and quality: stakeholder inclusiveness, sustainability context, materiality, completeness, accuracy, balance, clarity, comparability, reliability, and timeliness. An independent third party reviewed this report and audited 40 GRI contents for this year, as established in the scope of the Independent Assurance Report.


In addition, the report is designed to be aligned to the following standards, frames of reference, and sustainability principles:

- Sustainability Accounting Standards Board (SASB)
- Recommendations of the Task Force on Climate-Related Financial Disclosure (TCFD)
- Communication on Progress (COP)
- UN Sustainable Development Goals (SDGs)

Given that Sempra Infrastructure Mexico is a signatory of the UN Global Compact since 2015, this report constitutes its seventh COP. We have included herein the progress made in terms UN Global Compact Ten principles and our contribution to the SDGs.

OUR  
STRENGTH  
TODAY  
2021  
ENERGIZES  
OUR  
FUTURE





SAN FERNANDO PIPELINE

## REPORTING SCOPE

Unless otherwise specified, data in this report summarizes material ESG information as of December 31, 2021 or spanning the period between January 1 and December 31, 2021, as the context requires, for the LNG and Net-Zero Solutions, Energy Networks and Clean Power business lines. We include 100% of the ESG data for all operating companies where we had at least a 50% ownership interest, including 100% of the information pertaining to joint ventures in which the company holds a stake of 50% or more: Los Ramones Norte Pipeline and Energía Sierra Juárez wind park. We also report ESG data for the unconsolidated entity Cameron LNG, due to its relevance to our business. We include 50.2% of its ESG data based on our ownership share prior to the sales of non-controlling interests in SI Partners described below. Additional ESG data exclusions or additions are noted throughout our report.

Our report includes the activities of our companies that liquefy, transport and store natural gas, LPG, and ethane; store liquefied natural gas; distribute natural gas; receive, store, and deliver refined products; as well as the activities of our combined-cycle power plant and our wind and solar facilities, all of which generate electric power.

This report does not include environmental and workforce performance information on the projects that are currently under development or construction. We expect that this information will be included in future reports once they start operating.

Nevertheless, health and safety indicators and social investment figures do include information on all our operating assets and on all projects under construction.

Throughout the report we describe the formulas used to calculate the indicators and we specify the business units for which we are reporting the information. We have also identified the changes in our metrics with respect to information reported in prior years.

All figures included in the report are presented in U.S. dollars. Unless otherwise specified, we employed an exchange rate of \$20.5835 MXN pesos per US\$1.

Unless otherwise specified, whole numbers included in the report represent rounded figures; we rounded up all decimals of 0.5 or above and rounded down decimals below 0.5.

In October 2021, the Sempra Infrastructure platform was formed by combining Sempra's LNG business and its ownership of IEnova under a single platform. Concurrently, Sempra sold a 20% noncontrolling interest in SI Partners to KKR for cash proceeds of approximately \$3.2 billion. Sempra subsequently sold an additional 10% non-controlling interest in SI Partners to ADIA for cash proceeds of \$1.73 billion. Following such sales, Sempra owns a 70% controlling interest in SI Partners, and KKR and ADIA own a 20% and 10% non-controlling interest, respectively. As the transaction forming Sempra Infrastructure platform closed more than six months into the year, in this report, we do not make ownership adjustments for the sales of interests in SI Partners described above.





JERUEL SHELTER HOME

## MATERIAL ESG INFORMATION AND ESG GOALS

In 2021, IEnova (sometimes referred to herein as Sempra Infrastructure Mexico) carried out its most recent ESG materiality assessment. With the creation of the Sempra Infrastructure platform, we expect to conduct a new assessment in 2022 to evaluate the materiality of various ESG topics to our businesses. We believe that our integration helps strengthen our procedures and systems.

As we move forward with efforts to deliver on our goals, Sempra Infrastructure continues to monitor the evolving regulatory landscape and how our business lines are supporting the energy needs of the communities and customers they service and meeting legal and regulatory requirements and federal, state, and local climate policies. We understand that a successful energy transition will require industry leadership, technological advancements that are economically and technically feasible, and broad coordination and support from every level of government and among industry participants, among other things.





# FORWARD-LOOKING STATEMENTS AND OTHER INFORMATION

This report contains statements that constitute forward-looking statements within the meaning of the Private Securities Litigation Reform Act of 1995. Forward-looking statements are based on assumptions with respect to the future, involve risks and uncertainties, and are not guarantees. Future results may differ materially from those expressed in any forward-looking statements. These forward-looking statements represent our estimates and assumptions only as of the date of this report. We assume no obligation to update or revise any forward-looking statement as a result of new information, future events or other factors.

In this report, forward-looking statements can be identified by words such as “believes,” “expects,” “intends,” “anticipates,” “plans,” “estimates,” “projects,” “forecasts,” “should,” “could,” “would,” “will,” “confident,” “may,” “can,” “potential,” “possible,” “proposed,” “in process,” “under construction,” “in development,” “opportunity,” “target,” “outlook,” “maintain,” “continue,” “goal,” “aim,” “commit,” or similar expressions, or when we discuss our guidance, priorities, strategy, goals, vision, mission, opportunities, projections, intentions or expectations.

Factors, among others, that could cause actual results and events to differ materially from those described in any forward-looking statements include risks and uncertainties relating to: decisions, investigations, regulations, issuances or revocations of permits and other authorizations, and other actions by (i) the U.S. Department of Energy, Comisión Reguladora de Energía, U.S. Federal Energy Regulatory Commission and other regulatory and governmental bodies and (ii) states, counties, cities and other jurisdictions in the U.S., Mexico and other countries in which we do business; the success of business development efforts, construction projects and acquisitions and divestitures, including risks in (i) the ability

to make a final investment decision, (ii) completing construction projects or other transactions on schedule and budget, (iii) the ability to realize anticipated benefits from any of these efforts if completed, and (iv) obtaining the consent or approval of partners or other third parties, including governmental entities and regulatory bodies; the resolution of civil and criminal litigation, regulatory inquiries, investigations and proceedings, arbitrations, and property disputes; changes to laws, including changes to certain of Mexico’s laws and rules that impact energy supplier permitting, energy contract rates, the electricity industry generally and the ability to import, export, transport and store hydrocarbons; cybersecurity threats, including by state and state-sponsored actors, to the energy grid, storage and pipeline infrastructure, information and systems used to operate our businesses, and confidentiality of our proprietary information and personal information of our customers and employees, including ransomware attacks on our systems and the systems of third-party vendors and other parties with which we conduct business, all of which have become more pronounced due to recent geopolitical events and other uncertainties, such as the war in Ukraine; failure of foreign governments and state-owned entities to honor their contracts and commitments; actions by credit rating agencies to downgrade our credit ratings or to place those ratings on negative outlook and our ability to borrow on favorable terms and meet our debt service obligations; the impact of energy and climate policies, legislation, rulemaking and disclosures, as well as related goals set and actions taken but companies in our industry, including actions to reduce or eliminate reliance on natural gas generally and the risk of nonrecovery for stranded assets; the pace of the development and adoption of new technologies in the energy sector, including those designed to support governmental and private party energy and climate goals, and our ability to timely and economically



incorporate them into our business; weather, natural disasters, pandemics, accidents, equipment failures, explosions, acts of terrorism, information system outages or other events that disrupt our operations, damage our facilities and systems, cause the release of harmful materials, cause fires or subject us to liability for property damage or personal injuries, fines and penalties, some of which may not be covered by insurance, may be disputed by insurers or may impact our ability to obtain satisfactory levels of affordable insurance; the availability of natural gas; the impact of the COVID-19 pandemic, including potential vaccination mandates, on capital projects, regulatory approvals and the execution of our operations; volatility in foreign currency exchange, inflation and interest rates and commodity prices, including inflationary pressures in the U.S., and our ability to effectively hedge these risks; changes in tax and trade policies, laws and regulations, including tariffs, revisions to international trade agreements and sanctions, such as those that have been imposed and that may be imposed in the future in connection with the war in Ukraine, which may increase our costs, reduce our competitiveness, impact our ability to do business with certain current or potential counterparties, or impair our ability to resolve trade disputes; and other uncertainties, some of which may be difficult to predict and are beyond our control.

These risks and uncertainties are further discussed in the reports that Sempra has filed with the U.S. Securities and Exchange Commission (SEC).

These reports are available through the EDGAR system free-of-charge on the SEC's website, [www.sec.gov](http://www.sec.gov), and on Sempra's website at [www.sempra.com](http://www.sempra.com). Investors should not rely unduly on any forward-looking statements.

This report may include market, demographic and industry data and forecasts that are based on or derived from independent industry publications, publicly available information, government data and other similar information from third parties. We do not guarantee the accuracy or completeness of any of this information, and we have not independently verified any of the information provided by these third-party sources. In addition, market, demographic and industry data and forecasts involve estimates, assumptions and other uncertainties and are subject to change based on various factors, including those discussed above. Accordingly, you should not place undue reliance on any of this information. This report may also contain links to third-party websites that are not hosted or managed by Sempra or its family of companies. We are not responsible for, nor do we recommend, endorse or support, any information contained on any such third-party websites.

Sempra Infrastructure is not the same company as San Diego Gas & Electric or Southern California Gas Company, and neither Sempra Infrastructure nor any of its subsidiaries are regulated by the California Public Utilities Commission.



# INDEPENDENCE ASSURANCE REPORT

GRI: 102-56



Deloitte Asesoría en Riesgos, S.C.  
Av. Paseo de la Reforma No. 505, Piso 28  
Colonia Cuauhtémoc  
06500, Ciudad de México,  
México  
Tel: + 52 (55) 5080 6000  
Fax: + 52 (55) 5080 6001  
www.deloitte.com/mx

## LIMITED INDEPENDENT ASSURANCE REPORT ON THE 2021 SUSTAINABILITY REPORT

To management of Infraestructura Energética Nova, S.A.P.I. de C.V.

### Identification of the subject matter information

We have been engaged by Infraestructura Energética Nova, S.A.P.I. de C.V. to perform assurance procedures to provide limited assurance on certain information included in Sempra Infrastructure´s (the Company) 2021 Sustainability Report corresponding to the year ended December 31, 2021.

Our work was carried out by an independent and multidisciplinary team that includes assurance professionals and sustainability specialists. We used the work of sustainability specialists, mainly, to determine the reasonableness and traceability of the Company´s sustainability aspects within the indicators assured.

Our assurance commitment does not extend to the information related to prior periods or any other information included in the 2021 Sustainability Report or linked from sustainability information or the 2021 Sustainability Report, including images, audios or embedded videos.

### Criteria

The criteria used by the Company to prepare the information included in the 2021 Sustainability Report, subject of the limited assurance, were established considering the terms and conditions defined by the GRI (Global Reporting Initiative) Standards, which are detailed in the attached Appendix A.

### Company´s responsibility regarding subject matter information

The Company is responsible of:

- The content of the 2021 Sustainability Report, which includes determining the coverage and the performance indicators to be included, and their relevance to the stakeholders to which it is directed;
- The selection and definition of the applicable criteria for the preparation of the Report. The criteria adopted by the Company are those defined in the GRI Standards;
- The availability of appropriate records to support the management process of the relevant information and the execution of the performance measurement based on the established criteria.
- The design, implementation and execution of internal controls to prepare the sustainability information free from material misstatement, due to fraud or error;
- The preparation and presentation of the 2021 Sustainability Report.

The Company's 2021 Sustainability Report is subject to inherent uncertainty due to the use of non-financial information, which is subject to greater inherent limitations than financial information, given the nature of the methods used to determine, calculate, sample or estimate such information. In preparing the 2021 Sustainability Report, the Company´s Management makes qualitative interpretations about the relevance, materiality and accuracy of the information that are subject to assumptions and judgements.

### Independence and quality control

We have complied with the ethical and independence requirements defined by the Code of Professional Ethics for Public Accountants issued by the International Ethics Standard Board for Accountants (IESBA), which is based on the principles of integrity, objectivity, professional competence, diligence, confidentiality and professional behavior.

Our Firm applies the International Standard on Quality Control 1 (ISQC 1) and therefore maintains an integral quality control system that includes policies and procedures documented with regards to the compliance with ethical requirements, professional standards and applicable laws and regulations requirements.



### Responsibility of the independent professionals regarding the assignment

Our responsibility is to express a limited assurance conclusion on certain information included in the Company's 2021 Sustainability Report based on the procedures we have performed and the evidence we have obtained. We conducted our limited assurance work in accordance with the "International Standard for Assurance Engagements, Other than Audits or Reviews of Historical Financial Information" ISAE 3000 - Revised issued by the International Auditing and Assurance Standards Board (IAASB). This standard requires planning and performing work to obtain limited assurance as to whether the information in the 2021 Sustainability Report is free from material error.

The procedures we performed were based on our professional judgment and included inquiries, observation of processes performed, inspection of documents, analytical procedures, evaluation of the suitability of quantification methods and reporting policies, and agreement with the underlying records.

Due to the assignment circumstances, we have performed the following activities:

- Interview the Company´s management and personnel responsible for collecting the information and preparing the selected performance indicators in order to obtain an understanding of the Company's policies on sustainability.
- Inquire to obtain a general understanding of the Company's control environment and information systems, without evaluating the design of particular control activities nor obtaining evidence of their implementation and effectiveness.
- Understand the tools used to generate and report non-financial information through inquires with the personnel in charge.
- Carry out substantive tests on a random selective basis of sustainability information identified by the Company, to determine the standards and indicators subject to limited assurance and corroborate that the data has been adequately measured, recorded, compiled, and reported through:
  - Inspection
  - Observation
  - Confirmation
  - Recalculation
  - Analytical processes
- Comparison of the contents presented by the Administration with what is established in the criteria section of this report.

The Appendix A details the GRI indicators included in the assignment's scope.

Our limited assurance engagement was performed only regarding the sustainability standards and performance indicators included in the Appendix A, for the year ended December 31, 2021; and we have not performed any assurance procedure regarding prior years, future projections and goals, or any other items included in the 2021 Sustainability Report and, therefore, we do not express a conclusion in this regard.

A limited assurance engagement implies evaluating the Company´s use of the criteria as a guideline for the preparation of the sustainability information included in the 2021 Sustainability Report; evaluating the risks of material misstatement in reporting due to fraud or error; responding to assessed risks if necessary; and evaluating the general presentation of the information in the 2021 Sustainability Report. The scope of a limited assurance engagement is substantially less than that of a reasonable assurance engagement regarding both risk assessment procedures, including an understanding of internal control, and procedures performed in response to assessed risks. Therefore, we do not express a reasonable assurance conclusion about whether the sustainability information in the Company's report has been prepared in all material respects, in accordance with what is established in the criteria section of this report.

We believe that the evidence we have obtained is sufficient and appropriate to provide a basis for our conclusion.





Conclusion

Based on the work performed, the procedures carried out, and the evidence obtained, no matter has come to our attention that would lead us to believe that the sustainability standards and performance indicators included in the Company’s 2021 Sustainability Report for the year ended December 31, 2021, have not complied in all material aspects, in accordance with the criteria section of this report.

Restrictions of the use of the assurance report

Our report is issued solely for the purpose defined in the first paragraph and is not to be used for any other purpose or distributed to other parties on its own. This report refers only to the matters mentioned in the preceding sections and to the sustainability information reviewed and does not extend to any other financial and non-financial information included in the 2021 Sustainability Report of the Company for the year ended December 31, 2021, nor to its financial statements, taken as a whole.

  
**Deloitte Asesoría en Riesgos, S.C.**  
Member Firm of Deloitte Touche Tohmatsu Limited  
Rocío Canal Garrido  
Partner of Deloitte Asesoría en Riesgos  
June 30, 2022



APPENDIX A

Performance indicators assured for the Company:

Indicator	Description
GRI 102-8 (2016)	Information on employees and other workers
GRI 102-17 (2016)	Mechanisms for advice and concerns about ethics
GRI 204-1 (2016)	Proportion of spending on local suppliers
GRI 302-1 (2016)	Energy consumption within the organization
GRI 303-1 (2018)	Interactions with water as a shared resource
GRI 303-3 (2018)	Water withdrawal
GRI 303-4 (2018)	Water discharge
GRI 304-1 (2016)	Operational sites owned, leased, managed in, or adjacent to, protected areas and areas of high biodiversity value outside protected areas
GRI 304-2 (2016)	Significant impacts of activities, products, and services on biodiversity
GRI 304-3 (2016)	Habitats protected or restored
GRI 305-1 (2016)	Direct (Scope 1) GHG emissions
GRI 305-2 (2016)	Energy indirect (Scope 2) GHG emissions
GRI 305-3 (2016)	Other indirect (Scope 3) GHG emissions
GRI 305-5 (2016)	Reduction of GHG emissions
GRI 305-7 (2016)	Nitrogen oxides (NOX), sulfur oxides (SOX), and other significant air emissions
GRI 306-2 (2016)	Waste by type and disposal method
GRI 306-3 (2016)	Significant spills
GRI 307-1 (2016)	Non-compliance with environmental laws and regulations
GRI 401-1 (2016)	New employee hires and employee turnover
GRI 403-1 (2018)	Occupational health and safety management system
GRI 403-5 (2018)	Worker training on occupational health and safety
GRI 403-9 (2018)	Work-related injuries
GRI 404-1 (2016)	Average hours of training per year per employee
GRI 404-3 (2016)	Percentage of employees receiving regular performance and career development reviews
GRI 410-1 (2016)	Security personnel trained in human rights policies or procedures
GRI 411-1 (2016)	Incidents of violations involving rights of indigenous peoples
GRI 413-1 (2016)	Operations with local community engagement, impact assessments, and development programs
EU-G4-DMA	Disaster/Emergency Plans and Response
OG-3	Total amount of renewable energy generated by source
OG-10	Number and description of significant disputes with local communities and indigenous peoples





Performance indicators assured for Sempra LNG:

Indicator	Description
GRI 302-1 (2016)	Energy consumption within the organization
GRI 303-3 (2018)	Water withdrawal
GRI 303-4 (2018)	Water discharge
GRI 305-1 (2016)	Direct (Scope 1) GHG emissions
GRI 306-3 (2016)	Significant spills
GRI 307-1 (2016)	Non-compliance with environmental laws and regulations
GRI 403-9 (2018)	Work-related injuries
GRI 404-1 (2016)	Average hours of training per year per employee
GRI 413-1 (2016)	Operations with local community engagement, impact assessments, and development programs
EU-G4-DMA	Disaster/Emergency Plans and Response

This appendix is part of our Independent Assurance Report with date of June 30, 2022.



**Deloitte Asesoría en Riesgos, S.C.**  
Member Firm of Deloitte Touche Tohmatsu Limited  
Rocío Canal Garrido  
Partner of Deloitte Asesoría en Riesgos  
June 30, 2022



COMMUNICATION  
ON PROGRESS

This is our **Communication on Progress** in implementing the Ten Principles of the **United Nations Global Compact** and supporting broader UN goals.

We welcome feedback on its contents.

# PRINCIPLES OF THE GLOBAL COMPACT

	PRINCIPLES OF THE GLOBAL COMPACT	RELATED GRI DISCLOSURE
HUMAN RIGHTS		
1	Businesses should support and respect the protection of internationally proclaimed human rights.	410-1, 411-1, 412-2
2	Businesses should make sure that they are not complicit in human rights abuses.	406-1, 408-1, 409-1, 410-1, 411-1, 412-2,141-1
LABOR		
3	Businesses should uphold the freedom of association and the effective recognition of the right to collective bargaining.	102-41
4	Businesses should uphold the elimination of all forms of forced and compulsory labor.	409-1
5	Businesses should uphold the effective abolition of child labor.	408-1
6	Businesses should uphold the elimination of discrimination in respect of employment and occupation.	102-8, 401-1, 404-1, 404-3, 406-1
ENVIRONMENT		
7	Businesses should support a precautionary approach to environmental challenges.	302-1, 303-1, 305-1, 305-2, 305-3, 305-7
8	Businesses should undertake initiatives to promote greater environmental responsibility.	302-1, 303-1 to 303-3, 304-2, 305-1 to 305-5, 306-2, 306-3, 307-1
9	Businesses should encourage the development and diffusion of environmentally friendly technologies.	302-1, 303-1, 305-4, 305-5
ANTI-CORRUPTION		
10	Businesses should work against corruption in all its forms, including extortion and bribery.	102-16, 102-17, 205-1 to 205-3, 206-1, 415-1



# GRI CONTENT INDEX

GRI: 102-55



			INDEPENDENT ASSURANCE		
DISCLOSURE NUMBER	DISCLOSURE TITLE	PAGE AND OR DIRECT RESPONSE	OMISSIONS	SI MX	SI U.S.
UNIVERSAL STANDARDS					
GRI 101: FOUNDATION 2016					
GRI 102: GENERAL DISCLOSURES 2016					
102-1	Name of the organization	Sempra Infrastructure L.P.			
102-2	Activities, brands, products, and services	7, 23, 24, 28			
102-3	Location of headquarters	Sempra Infrastructure Partners, LP 488 8th Avenue, HQ14-458 San Diego, CA 92101-7123			
102-4	Location of operations	28			
102-5	Ownership and legal form	Sempra infrastructure is Limited Partnership organization.			
102-6	Markets serve	24, 28, 32			
102-7	Scale of the organization	16-19, 81			
102-8	Information on employees and other workers	81, 131, 137		✓	
102-9	Supply chain	90, 91, 136			
102-10	Significant changes to the organization and its supply chain	28, 136			
102-11	Precautionary principle or approach	53			
102-12	External initiatives	43			
102-13	Membership of associations	43			
102-14	Statement from senior decision maker	13, 14			
102-15	Key impacts, risks, and opportunities	53, 56, 61, 62, 65			
102-16	Values, principles, standards, and norms of behavior	12, 51			
102-17	Mechanisms for advice and concerns about ethics	51, 140		✓	
102-18	Governance structure	46, 48, 49			
102-19	Delegating authority	49			
102-20	Executive-level responsibility for economic, environmental, and social topics	49 Dan Brouillete- President and Chief Sustainability Officer			
102-22	Composition of the highest governance body and its committees	48			
102-23	Chair of the highest governance body	48 Trevor Ian Mihalik serves as non- executive chairman of Sempra Infrastructure's Board of Directors.			
102-26	Role of the highest governance body in setting purpose, values, and strategy	49			
102-29	Identifying and managing economic, environmental, and social impacts	53			
102-30	Effectiveness of risk management processes	53			





DISCLOSURE NUMBER	DISCLOSURE TITLE	PAGE AND OR DIRECT RESPONSE	INDEPENDENT ASSURANCE		
			OMISSIONS	SI MX	SI U.S.
102-31	Review of economic, environmental, and social topics	53			
102-32	Highest governance body's role in sustainability reporting	Sustainability Committee - chaired by Sempra Infrastructure's President.			
102-40	List of stakeholder groups	Talent management and culture, equity owners and investors, customers and consumers, suppliers, government authorities and regulators, communities, communications media, civil organizations and NGO's, and strategic partners.			
102-41	Collective bargaining agreements	133			
102-42	Identifying and selecting stakeholders	With the consolidation of Sempra Infrastructure's platform, we expect to conduct a new assessment during 2H 2022 in order to evaluate the materiality of various ESG topics to our businesses. This input will allow us to review and update our stakeholder approach, including identification and engagement strategies.			
102-43	Approach to stakeholder engagement	With the consolidation of Sempra Infrastructure's platform, we expect to conduct a new assessment during 2H 2022 in order to evaluate the materiality of various ESG topics to our businesses. This input will allow us to review and update our stakeholder approach, including identification and engagement strategies.			
102-44	Key topics and concerns raised	With the consolidation of Sempra Infrastructure's platform, we expect to conduct a new assessment in 2H 2022 in order in order to evaluate the materiality of various ESG topics to our businesses. This will allow us to confirm that the material topics that we had previously identified are still relevant and to strengthen our matrix with elements that may have become more important to our stakeholders.			
102-45	Entities included in the consolidated financial statements	The Sempra Infrastructure Partners, LP 2021 consolidated financial statements are not publicly available. The following key business lines are disclosed in the notes to the consolidated financial statements: LNG & Net-Zero Solutions, Energy Networks, and Clean Power.			
102-46	Defining report content and topic boundaries	105 We aim to adhere to the Principles for drafting reports related to the definition of quality: Principle of sustainability context, Principle of materiality, Inclusion of stakeholders, Precision, Equilibrium, Clarity, Comparability, Reliability, Punctuality.			
102-47	List of material topics	105			
102-48	Restatements of information	The changes in our metrics with respect to information reported in prior years are noted throughout our report.			
102-49	Changes in reporting	N/A - First reporting period			
102-50	Reporting period	105 January 1st to December 31st, 2021.			
102-51	Date of most recent report	This is Sempra Infrastructure's first Sustainability Report.			
102-52	Reporting cycle	Annual			
102-53	Contact point for questions regarding the report	142			
102-54	Claims of reporting in accordance with the GRI Standards	This Report has been prepared in accordance with the core option of the GRI Standards.			
102-55	GRI content index	114			
102-56	External assurance	110			





				INDEPENDENT ASSURANCE	
DISCLOSURE NUMBER	DISCLOSURE TITLE	PAGE AND OR DIRECT RESPONSE	OMISSIONS	SI MX	SI U.S.
TOPIC- SPECIFIC STANDARDS					
GRI 200: ECONOMIC STANDARDS					
GRI 203: INDIRECT ECONOMIC IMPACTS 201					
203-1	Infrastructure investments and services supported	28, 93			
203-2	Significant indirect economic impacts	23, 90, 91, 136			
GRI 204: PROCUREMENT PRACTICES 2016					
204-1	Proportion of spending on local suppliers	136		✓	
GRI 205: ANTI-CORRUPTION 2016					
205-1	Operations assessed for risks related to corruption	51, 90			
205-2	Communication and training about anti-corruption policies and procedures	51, 90			
205-3	Confirmed incidents of corruption and actions taken	There were no corruption incidents during the year.			
GRI 206: ANTICOMPETITIVE BEHAVIOR, 2016					
206-1	Legal actions for anti-competitive behavior, anti-trust, and monopoly practices	There were no claims regarding anticompetitive behavior.			

GRI 300: ENVIRONMENTAL STANDARDS					
GRI 302: ENERGY 2016					
302-1	Energy consumption within the organization	68, 69, 125, 129		✓	✓
GRI 303: WATER AND EFFLUENTS 2018					
303-1	Interactions with water as a shared resource	76, 126, 130		✓	
303-2	Management of water discharge-related impacts	76			
303-3	Water withdrawal	126, 130		✓	✓
303-4	Water discharge	126, 130		✓	✓
GRI 304: BIODIVERSITY 201					
304-1	Operational sites owned, leased, managed in, or adjacent to, protected areas and areas of high biodiversity value outside protected areas	127, 128		✓	
304-2	Significant impacts of activities, products, and services on biodiversity	72		✓	
304-3	Habitats protected or restored	72, 127, 128		✓	
GRI 305: EMISSIONS 2016					
305-1	Direct (scope 1) GHG emissions	68, 69		✓	✓
305-2	Energy indirect (scope 2) GHG emissions	68, 69		✓	
305-3	Other indirect (scope 3) GHG emissions	126		✓	
305-4	GHG emissions intensity	68, 71, 126			
305-5	Reduction of GHG emissions	68, 69		✓	
305-7	Nitrogen oxides (NOx), sulfur oxides (SOx), and other significant air emissions	126		✓	



				INDEPENDENT ASSURANCE	
DISCLOSURE NUMBER	DISCLOSURE TITLE	PAGE AND OR DIRECT RESPONSE	OMISSIONS	SI MX	SI U.S.
GRI 306: EFFLUENTS AND WASTE 2016					
306-2	Waste by type and disposal method	127, 130		✓	
306-3	Significant spills	<p>There were no significant spills in the mexican assets. Based on the criteria established by PROFEPA (Criteria for classifying environmental emergencies in member organizations of the National Environmental Audit Program), an event can be classified as minor if the volume spilled is less than 1m³.</p> <p>There were no significant spills in US assets base on the following criteria: considers significant spills to be spills that meet or exceed reportable quantities as determined by local, state, or federal regulation and that result in NOV's, fines, or other penalties.</p>		✓	✓
GRI 307: ENVIRONMENTAL COMPLIANCE 2016					
307-1	Non-compliance with environmental laws and regulations	During 2021, there were no instances of non-compliance with environmental laws and regulations. In December 2020, the Veracruz Refined Products Terminal in Mexico, received an administrative penalty of US\$ 126,626 due non compliance with temporary special waste management storage.		✓	✓

GRI 400: SOCIAL STANDARDS					
GRI 401: EMPLOYMENT 2016					
401-1	New employee hires and employee turnover	132, 133		✓	
401-3	Parental leave	83, 133			
GRI 403: OCCUPATIONAL HEALTH AND SAFETY 2018					
403-1	Occupational health and safety management system	85, 86		✓	
403-2	Hazard identification, risk assessment, and incident investigation	85-87			
403-4	Worker participation, consultation, and communication on occupational health and safety	85-87			
403-5	Employee training on occupational health and safety	85, 87		✓	
403-6	Promotion of worker health	85, 87, 88			
403-7	Prevention and mitigation of occupational health and safety impacts directly linked by business relationships	85, 86			
403-9	Work-related injuries	135, 139		✓	✓
GRI 404: TRAINING AND EDUCATION 2016					
404-1	Average hours of training per year per employee	134, 138		✓	✓
404-2	Programs for upgrading employee skills and transition assistance programs	83, 87			
404-3	Percentage of employees receiving regular performance and career development reviews	133		✓	
GRI 405: DIVERSITY AND EQUAL OPPORTUNITY 2016					
405-1	Diversity of governance bodies and employees	48, 81, 131, 137			
GRI 406: NON-DISCRIMINATION 2016					
406-1	Incidents of discrimination and corrective actions taken	140			





				INDEPENDENT ASSURANCE	
DISCLOSURE NUMBER	DISCLOSURE TITLE	PAGE AND OR DIRECT RESPONSE	OMISSIONS	SI MX	SI U.S.
GRI 408: CHILD LABOR 201					
408-1	Operations and suppliers at significant risk for incidents of child labor	There were no potential risks of incidences of child labor identified by the operation.			
GRI 409: FORCED OR COMPULSORY LABOR 2016					
409-1	Operations and suppliers at significant risk for incidents of forced or compulsory labor	There were no potential risks of incidences of forced or compulsory labor identified by the operation.			
GRI 410: SECURITY PRACTICES 2016					
410-1	Security personnel trained in human rights policies or procedures	100% for Mexican operations		✓	
GRI 411: RIGHTS OF INDIGENOUS PEOPLES 2016					
411-1	Incidents of violations involving rights of indigenous peoples	136 During 2021, there were no incidents involving rights of indigenous people.  In 2017, construction of the Sonora Pipeline was finalized in adherence to all applicable human rights laws, regulations, and recommendations.  We conducted a free and well-informed consultation with the indigenous peoples, complying with international human rights standards and agreements, and with all applicable Mexican laws and regulations, and we received approval from the Ministry of Energy to build the pipeline.  That same year, the members of a local indigenous tribe took out a 7.62-meter of the pipeline that crossed their territory at Loma de Bacum, leaving the pipeline out of service. The group presented a legal complaint which was not granted by the judge. A revision of the sentence is in course. We are currently awaiting the final decision as to whether we will be allowed to repair the pipeline.  The federal government in Mexico has entered into negotiations with the complainants in an effort to reach a definitive solution.		✓	
412-2	Employee training on human rights policies and procedures	81, 134  100% of employees receive training on the Code of Ethics, which includes human rights topics.			
GRI 413: LOCAL COMMUNITIES 2016					
413-1	Operations with local community engagement, impact assessments, and development programs	92, 93, 136, 139		✓	✓
GRI 415: PUBLIC POLICY 2016					
415-1	Political contributions	51  In Mexico, there were no financial or in-kind contributions made to any political parties and/or their representatives. Our Code of Ethics prohibits this practice.  In the U.S., there are federal, state, and local lobbying registration and disclosure laws with which Sempra LNG complies. All financial & in-kind contributions adhere to Sempra’s Political Engagement & Contributions Policy, ( <a href="#">Political Engagement and Contributions   Sempra</a> ).🌟 During 2021, no political contributions were processed for Sempra LNG.			



			INDEPENDENT ASSURANCE		
DISCLOSURE NUMBER	DISCLOSURE TITLE	PAGE AND OR DIRECT RESPONSE	OMISSIONS	SI MX	SI U.S.
GRI 416: CUSTOMER HEALTH AND SAFETY 2016					
416-2	Incidents of non-compliance concerning the health and safety impacts of products and services	During 2021, no incidents of non-compliance concerning the health and safety of products and services were identified.			
GRI 417: MARKETING AND LABELING 2016					
417-2	Incidents of non-compliance concerning product and service information and labeling	During 2021, no incidents of non-compliance concerning product and service information and labeling were identified.			
GRI 419: SOCIOECONOMIC COMPLIANCE 2016					
419-1	Non-compliance with laws and regulations in the social and economic area	During 2021, there were no instances of non-compliance with laws and regulations in the social and economic area.			
O&G SECTOR SUPPLEMENT					
EU-G4- DMA	Disaster/emergency plans and response	86		✓	✓
OG2	Total amount invested in renewable energy	The total amount invested in renewable energy during 2021 was US\$ 127,343 million. This includes tthe acquisition of 50% in Energía Sierra Juárez, S. de R.L. de C.V. (Energía Sierra Juárez, ESJ) held by Saavi Energía through its affiliates Cometa Energía, S.A. de C.V., and Saavi Energía (UK) Ltd (Saavi).			
OG3	Total amount of renewable energy generated by source	121		✓	
OG4	Number and percentage of significant operating sites in which biodiversity risk has been assessed and monitored	127, 128			
OG10	Number and description of relevant disputes with local communities and indigenous peoples	Please review response to disclosure 411-1		✓	
OG13	Number of process safety events, by business activity	85			



# SASB STANDARDS RESPONSES

## SEMPRA INFRASTRUCTURE MEXICO


2019 2020 2021

### GAS UTILITIES STANDARDS

#### ENERGY AFFORDABILITY

IF-GU-240a.1	Average retail gas rate for residential costumers (US\$/MMBtu)	\$18.82	\$17.61	\$22.67
	Average retail gas rate for commercial costumers (US\$/MMBtu)	\$13.00	\$11.35	\$14.38
	Average retail gas rate for industrial costumers (US\$/MMBtu)	\$12.91	\$11.78	\$11.22
	Average gas retail rate for transportation services only (US\$/MMBtu)	\$0.90	\$0.91	\$1.02
IF-GU-240a.2 <sup>1</sup>	Typical monthly gas bill for residential for 50 MMBtu of gas delivered per year (US\$)	\$76	\$80	\$99
	Typical monthly gas bill for residential for 100 MMBtu of gas delivered per year (US\$)	\$152	\$160	\$199
IF-GU-240a.3	Number of residential customer gas disconnections for non-payment	65,790	45,413	67,388
	Percentage of residential customer gas disconnections for non-payment reconnected within 30 days	95%	91%	90%

#### INTEGRITY OF GAS DELIVERY INFRASTRUCTURE

IF-GU-540a.1	Number of reportable pipeline incidents	0	0	0
	Number of corrective action orders	0	0	0
	Notices of probable violation	0	0	0
IF-GU-540a.2	Percentage of distribution pipeline that is cast and/or wrought iron	6%	6%	6%
	Percentage of distribution pipeline that is unprotected steel	100%	100%	100%
IF-GU-540a.3	Percentage of gas distribution pipelines inspected	100%	100%	100%
IF-GU-540a.4	Description of efforts to manage the integrity of gas delivery infrastructure, including risks related to safety and emissions	GHG Emissions profiles 		

#### ACTIVITY METRICS

IF-GU-000.A	Number of residential customers served	128,301	132,317	138,404
	Number of commercial customers served	3,728	3,851	3,992
	Number of industrial customers served	276	275	275
IF-GU-000.B	Amount of natural gas delivered to residential customers (MMBtu)	1,973,316	2,081,028	2,064,658
	Amount of natural gas delivered to commercial customers (MMBtu)	1,315,508	1,175,636	1,339,420
	Amount of natural gas delivered to industrial customers (MMBtu)	28,761,886	26,838,738	31,360,247
	Amount of natural gas transferred to a third party (MMBtu)	38,738	32,931	5,289
IF-GU-000.C	Length of gas distribution pipelines (km)	4,138	4,367	4,572

<sup>1</sup> Monthly gas bills figures were updated using xchange rate of \$20.5835 MXN pesos per US\$1.



# SASB STANDARDS RESPONSES

## SEMPRA INFRASTRUCTURE MEXICO

2019 2020 2021

### ELECTRIC UTILITIES STANDARDS


#### GREENHOUSE GAS EMISSIONS AND ENERGY RESOURCE PLANNING

IF-EU-110a.1	Gross global scope 1 emissions (tCO <sub>2</sub> e)	1,601,983	1,179,638	1,366,751
	Percentage covered under emissions-reporting regulations	100%	100%	100%
	Percentage of emissions covered under emissions-limiting regulations	0%	0%	0%
IF-EU-110a.2	Greenhouse gas emissions associated with power deliveries (tCO <sub>2</sub> e)	1,606,200	1,185,510	1,373,867
IF-EU-110a.3	<a href="#">Climate change strategy and risk management</a>  <a href="#">GHG emissions profiles</a> 			

#### AIR QUALITY

IF-EU-120a.1	NOx (metric tons)	148	86	135
	SOx (metric tons)	-	6	6
	PM (metric tons)	-	80	78
	Pb (metric tons)	-	-	-
	Hg (metric tons)	-	-	-

#### WATER MANAGEMENT

F-EU-140a.1	Total water withdrawn (thousand m <sup>3</sup> )	5,458	4,869	5,046
	Total water consumed (thousand m <sup>3</sup> )	4,691	3,544	4,182
	Percentage extracted from municipal water (%) <sup>2</sup>	99.98%	99.98%	99.95%
F-EU-140a.2	Number of incidents of non-compliance associated with water quantity and/or quality permits, standards, and regulations	0	0	0
F-EU-140a.3	Description of water management risks and discussion of strategies and practices to mitigate those risks	<a href="#">Water management</a> 		

#### WORKFORCE HEALTH AND SAFETY<sup>3</sup>

IF-EU-320a.1	Total recordable incident rate (per 100 full-time workers)	0.26	0.30	0.50
	Fatality rate (per 100 full-time workers)	0	0	0
	Near miss frequency rate (per 100 full-time workers)	4.04	3.62	6.35

#### ACTIVITY METRICS

IF-EU-000.D <sup>4</sup>	Total electricity generated (natural gas) (MWh)	3,824,051	2,788,872	3,245,717
	Total electricity generated (wind) (MWh)	1,342,589	1,305,067	1,171,737
	Total electricity generated (solar) (MWh)	381,456	635,537	1,381,357
IF-EU-000.E	Total wholesale electricity purchased (MWh)	0	0	0

<sup>2</sup> Municipal wastewater that is used and treated at our combined-cycle power plant TDM, is discharged into federal drainage in better conditions than when it was extracted.

<sup>3</sup> Total employee hours worked for 2019 were updated. TRIR and NMRF rates were adjusted accordingly.

<sup>4</sup> Gross electricity production.



# SASB STANDARDS RESPONSES

SEMPRA INFRASTRUCTURE MEXICO

## OIL & GAS MIDSTREAM

2019 2020 2021

GREENHOUSE GAS EMISSIONS				
EM-MD-110a.1	Gross global scope 1 emissions (tCO <sub>2</sub> e)	691,431	608,039	586,687
	Percentage of gross global scope 1 emissions from methane emissions	16%	16%	17%
	Percentage covered under emissions-reporting regulations	100%	100%	100%
IF-EU-110a.2	Discussion of long-term and short-term strategy or plan to manage scope 1 emissions, emissions reduction targets, and an analysis of performance against those targets	Climate change strategy and risk management		
		GHG emissions profiles		

AIR QUALITY				
M-MD-120a.1	NOx (metric tons)	718	650	631
	SOx (metric tons)	-	2.78	3.58
	PM (metric tons)	-	35.28	34.47
	Pb (metric tons)	-	-	-
	Hg (metric tons)	-	-	-

ECOLOGICAL IMPACTS				
EM-MD-160a.1	Description of environmental management policies and practices for active operations	Biodiversity and Responsible Land Use		
EM-MD-160a.2	Percentage of land owned, leased, and/or operated within areas of protected conservation status or endangered species habitat	-	8%	8%
EM-MD-160a.3	Terrestrial acreage disturbed	-	1,631	1,631
	Percentage of impacted area restored	-	0%	0%
EM-MD-160a.4	Number and aggregate volume of hydrocarbon spills	0	0	0

COMPETITIVE BEHAVIOR				
EM-MD-520a.1	Total amount of monetary losses as a result of legal proceedings associated with federal pipeline and storage regulations	\$0.00	\$0.00	\$0.00

OPERATIONAL SAFETY, EMERGENCY PREPAREDNESS & RESPONSE				
EM-MD-540a.1	Number of reportable pipeline incidents	0	0	0
EM-MD-540a.2	Percentage of natural gas transmission pipelines inspected	97%	97%	95%
	Percentage of hazardous liquid pipelines inspected	100%	100%	100%

# SASB STANDARDS RESPONSES

SEMPRA INFRASTRUCTURE U.S.

## OIL & GAS MIDSTREAM

2019 2020 2021

### GREENHOUSE GAS EMISSIONS

EM-MD-110a.1	Gross global scope 1 emissions (tCO <sub>2</sub> e)	494,664	1,807,260	1,647,269
	Percentage of gross global scope 1 emissions from methane emissions	2%	2%	1%
	Percentage covered under emissions-reporting regulations	-	-	-
IF-EU-110a.2	Discussion of long-term and short-term strategy or plan to manage scope 1 emissions, emissions reduction targets, and an analysis of performance against those targets	Climate change strategy and risk management		
		GHG emissions profiles		

### AIR QUALITY

M-MD-120a.1	NOx (metric tons)	642	1,630	763
	SOx (metric tons)	5.02	12.23	3.42
	PM (metric tons)	-	-	-
	Pb (metric tons)	-	-	-
	Hg (metric tons)	-	-	-

### ECOLOGICAL IMPACTS

EM-MD-160a.1	Description of environmental management policies and practices for active operations	Biodiversity and Responsible Land Use.		
EM-MD-160a.2	Percentage of land owned, leased, and/or operated within areas of protected conservation status or endangered species habitat	-	-	0%
EM-MD-160a.3	Terrestrial acreage disturbed	-	-	-
	Percentage of impacted area restored	-	-	-
EM-MD-160a.4	Number and aggregate volume of hydrocarbon spills	-	-	0

### COMPETITIVE BEHAVIOR

EM-MD-520a.1	Total amount of monetary losses as a result of legal proceedings associated with federal pipeline and storage regulations	-	-	\$0.00
--------------	---	---	---	--------

### OPERATIONAL SAFETY, EMERGENCY PREPAREDNESS & RESPONSE

EM-MD-540a.1	Number of reportable pipeline incidents	-	-	0
EM-MD-540a.2	Percentage of natural gas transmission pipelines inspected	-	-	100%
	Percentage of hazardous liquid pipelines inspected	-	-	-



# TCFD Alignment



RECOMMENDED DISCLOSURES	SECTION IN THE REPORT
GOVERNANCE	
a) Describe the Board’s oversight of climate-related risks and opportunities	Sempra Infrastructure’s board oversees ESG matters. The sessions that have been held so far have revolved around overall strategy; thus, specifics on climate-related risks and opportunities are expected to be reviewed in the future
b) Describe management’s role in assessing and managing climate-related risks and opportunities	Sempra Infrastructure’s environmental governance is set to rely on our newly integrated Sustainability Committee that, in addition to reviewing and approving the SI’s sustainability strategy, will oversee and monitor our actions and progress
STRATEGY	
a) Describe the climate-related risks and opportunities the organization has identified over the short, medium, and long-term	Our short-, medium-, and long-term sustainability goals 🌿 Climate change strategy and risk management 🌿
b) Describe the impact of climate-related risks and opportunities on the organization’s businesses, strategy, and financial planning	Physical and transition risks 🌿 Climate-related opportunities 🌿
c) Describe the resilience of the organization’s strategy, taking into consideration different climate-related scenarios, include a 2°C or lower scenario	
RISK MANAGEMENT	
a) Describe the organization’s processes for identifying and assessing climate-related risks	Risk Management 🌿 Climate change strategy and risk management 🌿
b) Describe the organization’s processes for managing climate-related risks	Physical and transition risks 🌿
c) Describe the organization’s processes to identify, assess, and manage climate-related risks in the organization’s overall risk management	
METRICS AND TARGETS	
a) Disclose the metrics used by the organization to assess climate-related risks and opportunities in line with its strategy and risk management process	Our sustainability strategy 🌿 short-, medium-, and long-term sustainability goals 🌿 Climate-related opportunities 🌿 Metrics and targets 🌿
b) Disclose scope 1, scope 2, and, if appropriate, scope 3 GHG emissions, and the related risks	GHG emissions profiles 🌿 Reducing our emissions 🌿 Estimated scopes 1 and 2 emissions 🌿
c) Describe the targets used by the organization to manage climate-related risks and opportunities and performance against targets	Our short-, medium-, and long-term sustainability goals 🌿 Reducing our emissions 🌿 Metrics and targets 🌿

# ESG Performance<sup>5</sup>

## SEMPRA INFRASTRUCTURE MEXICO

2019 2020 2021

### ENVIRONMENTAL PERFORMANCE

ENERGY CONSUMPTION BY TYPE OF FUEL			
Natural Gas (MWh)	10,723,779	8,285,856	9,165,489
Diesel and gasoline (MWh)	15,005	15,681	17,052
LPG (MWh)	29	13.98	20.92
Electric power from the grid (MWh)	18,106	28,488	32,139
Total (MWh)	10,756,919	8,330,039	9,214,700

ENERGY CONSUMPTION BY ASSET			
Pipelines (MWh)	2,545,983	2,183,662	2,132,188
Terminals (MWh)	-	-	4,144
Distribution (MWh)	3,948	3,475	4,103
LNG storage and regasification terminal (MWh)	274,042	290,023	296,348
Combined-cycle power generation asset (MWh)	7,928,203	5,842,928	6,762,854
Wind power generation assets (MWh)	4,743	5,041	9,984
Solar power generation assets (MWh)	-	4,910	5,080
Total (MWh)	10,756,919	8,330,039	9,214,700

POWER GENERATION BY ENERGY SOURCE			
Natural Gas (MWh)	3,719,498	2,703,149	3,164,324
Wind (MWh)	1,334,227	1,299,568	1,197,250
Solar (MWh)	371,382	696,654	1,349,363
Total (MWh)	5,425,107	4,699,371	5,710,937

COST OF PURCHASING ELECTRICITY			
Pipelines (US\$)	-	\$899,044	\$808,016
Terminals (US\$)	-	\$0	\$244,979
Distribution (US\$)	-	\$67,562	\$64,901
LNG storage and regasification terminal (US\$)	-	\$0	\$0
Combined-cycle power generation asset (US\$)	-	\$390,272	\$390,965
Wind power generation assets (US\$)	-	\$394,220	\$261,561
Solar power generation assets (US\$)	-	\$1,805	\$359,895
Total (US\$)	-	\$1,752,904	\$2,130,317

COST OF PURCHASING FUELS FOR ENERGY CONSUMPTION			
Pipelines (US\$)	-	\$20,517,768	\$28,329,196
Terminals (US\$)	-	\$0	\$69,407
Distribution (US\$)	-	\$273,993	\$378,956
LNG storage and regasification terminal (US\$)	-	\$0	\$0
Combined-cycle power generation asset (US\$)	-	\$54,944,762	\$118,475,871
Wind power generation assets (US\$)	-	\$37,134	\$196,276
Solar power generation assets (US\$)	-	\$29,517	\$81,630
Total (US\$)	-	\$75,803,175	\$147,531,335

TOTAL ENERGY CONSUMPTION COSTS			
Total energy consumption costs (US\$)	\$86,452,883	\$77,556,079	\$149,661,652

GAS TRANSPORTED AND DISTRIBUTED			
Gas transportation (MMBtu)	1,399,290,903	1,376,410,387	1,550,737,193
Average daily transportation (MMBtu)	3,833,674	3,760,684	4,248,593
Gas distribution to residential customers (MMBtu)	1,973,316	2,081,028	2,064,658
Gas distribution to commercial customers (MMBtu)	1,315,508	1,175,636	1,339,420
Gas distribution to industrial customers (MMBtu)	28,761,886	26,838,738	31,360,247
Gas transferred to third parties (MMBtu)	38,738	32,931	5,289
Total Gas Distributed (MMBtu)	32,089,448	30,128,333	34,769,614
Total Gas Transported and Distributed (MMBtu)	1,431,380,351	1,406,538,720	1,585,506,807

SMART METER			
Total meters installed that are smart meters	1.04%	8.34%	15.13%

IENOVA SCOPE 1 GHG EMISSIONS			
Carbon dioxide (tCO <sub>2</sub> )	2,179,160	1,691,923	1,855,783
Methane (tCH <sub>4</sub> )	5,965	5,010	5,246
Nitrous Oxide (tNO <sub>2</sub> )	4.20	2.47	3.75
Carbon dioxide equivalent (tCO <sub>2</sub> e)	2,347,431	1,833,278	2,003,902

<sup>5</sup> Percentages may not total 100 due to rounding



ESG Performance

SEMPRA INFRASTRUCTURE MEXICO

ENVIRONMENTAL PERFORMANCE

SCOPE 1 EMISSIONS BROKEN DOWN BY TYPE OF ASSET			
Pipelines	27%	30%	26%
Terminals	-	-	0%
Distribution	2%	2%	3%
LNG storage and regasification terminal	2%	2%	3%
Combined-cycle power generation asset	68%	64%	68%
Wind power generation assets	0%	0%	0%
Solar power generation assets	0%	0%	0%

IENOVA SCOPE 2 GHG EMISSIONS			
Carbon dioxide equivalent (tCO <sub>2</sub> e)	7,947	10,636	11,779

SCOPE 2 EMISSIONS BROKEN DOWN BY TYPE OF ASSET			
Pipelines	42%	42%	37%
Terminals	0%	0%	7%
Distribution	5%	3%	2%
LNG storage and regasification terminal	0%	0%	0%
Combined-cycle power generation asset	30%	33%	19%
Wind power generation assets	23%	14%	20%
Solar power generation assets	0%	8%	15%

IENOVA SCOPE 3 GHG EMISSIONS			
Natural gas sold to customers (tCO <sub>2</sub> e)	17,913,714	18,372,080	19,883,854
Employee air travel (tCO <sub>2</sub> e)	1,149	73	458

CARBON INTENSITY FROM POWER GENERATION			
GHG emissions intensity (tCO <sub>2</sub> e/MWh)	0.29	0.25	0.235

AVOIDED GHG EMISSIONS THROUGH RENEWABLE POWER GENERATION			
Avoided GHG emissions (tCO <sub>2</sub> e)	852,701	986,134	1,077,217

FUGITIVE EMISSIONS RATE			
Pipelines	0.0105%	0.0097%	0.0086%
Distribution	0.2788%	0.274%	0.274%
Storage terminals	0.0063%	0.0063%	0.0063%

OTHER EMISSIONS			
NOx (ton)	866	736	715
SOx (ton)	-	9	10
Particulate matter (ton)	-	115	110
Volatile organic compounds (ton)	-	83	79

WATER USE BY EXTRACTION SOURCE			
Ground water (m³)	13,738	6,040	9,308
Municipal discharge water (m³)	5,457,266	4,873,995	5,043,114
Water from third parties (m³)	13,140	6,046	19,667
Ocean water (m³)	94,234,845	98,596,740	97,321,342
Total (m³)	99,718,989	103,482,821	102,393,431

WATER DISCHARGE BY DESTINATION			
Water discharged in the same or better conditions than when it was first withdrawn	95%	96%	96%
Municipal water treatment plants (m³)	9,117	12,088	12,633
Surface water (m³)	766,869	1,323,735	862,483
Ocean water (m³)	94,111,796	98,491,764	97,214,434
Total (m³)	94,887,782	99,827,588	98,089,549

WATER CONSUMPTION INTENSITY FROM POWER GENERATION			
Water consumption intensity (m³/MWh)	1.01	1.04	0.88

WATER STRESS			
Assets in operation located in water stress areas	92%	96%	97%
Assets under construction located in water stress areas	70%	100%	100%

# ESG Performance

SEMPRA INFRASTRUCTURE MEXICO

## ENVIRONMENTAL PERFORMANCE

2019 2020 2021

HAZARDOUS WASTE BY DISPOSAL METHOD			
Recycling or reuse (ton)	5	-	1.30
Energy recovery (ton)	5	8	30
Incineration (ton)	-	5	0.40
Waste treatment (ton)	-	-	2,999
Disposal in authorized sites (ton)	65	63	254
Total (ton)	75	75	3,284

NON-HAZARDOUS WASTE BY DISPOSAL METHOD			
Recycling or reuse (ton)	428	2.97	50.56
Energy recovery (ton)	-	51.26	15.65
Waste treatment (ton)	-	-	26.23
Disposal in authorized sites (ton)	8,175	6,643	7,636
Total (ton)	8,603	6,697	7,729

SPILLS			
Volume of significant spills <sup>6</sup> (m³)	0	0	0

ENVIRONMENTAL MANAGEMENT SYSTEM			
Assets that have been ISO 14001 certified	36%	50%	56%
Assets with verifications and certifications from expert third-parties	0%	65%	38%
Assets with internal verifications and audits	-	50%	82%
Power generation capacity of ISO14001 certified assets (MW)	780	780	780

ENVIRONMENTAL VIOLATIONS			
Number of violations with economic sanctions	0	0	0
Significant sanctions	0	1	0
Total value of fines (US\$)	0	\$126,625	0
Total value of fines that have not been imposed (US\$)	0	0	0
Number of litigations	0	0	0

SPECIES OF FAUNA LOCATED WITHIN OUR ASSETS THAT ARE PART OF THE IUCN RED LIST OF THREATENED SPECIES			
Number of species in critical danger	-	1	0
Number of species in danger	-	0	0
Number of vulnerable species	-	0	2
Number of threatened species	-	2	2
Number of low-concern species	-	56	133

SPECIES OF FLORA LOCATED WITHIN OUR ASSETS THAT ARE PART OF THE IUCN RED LIST OF THREATENED SPECIES			
Number of species in critical danger	-	0	0
Number of species in danger	-	1	0
Number of vulnerable species	-	1	1
Number of threatened species	-	1	4
Number of low-concern species	-	39	44

<sup>6</sup> As per PROFEPA criteria, a spill is considered significant when it is greater than 1m³



# ESG Performance

SEMPRA INFRASTRUCTURE MEXICO

## ENVIRONMENTAL PERFORMANCE

2019 2020 2021



BIODIVERSITY INDICATORS FLORA	NUMBER OF RELOCATED SPECIES	PERCENTAGE OF RELOCATED SPECIES	SURVIVAL OF RELOCATED SPECIES	SURVIVAL GOAL ESTABLISHED FOR RELOCATED SPECIES
Ojinaga-El Encino Pipeline	3,667	100%	86%	85%
Sonora Pipeline (Sásabe-Guaymas segment)	653	100%	95%	85%
Sonora Pipeline (Guaymas-El Oro Segment)	4,672	100%	94%	85%
Empalme Lateral	0	100%	93%	85%
San Isidro-Samalayuca Pipeline	460	100%	90%	85%

BIODIVERSITY INDICATORS FAUNA	NUMBER OF RELOCATED SPECIES	PERCENTAGE OF RELOCATED SPECIES	SURVIVAL OF RELOCATED SPECIES	SURVIVAL GOAL ESTABLISHED FOR RELOCATED SPECIES
Energía Sierra Juárez	1	14%	-	-
Ventika	21	56%	-	-
Tepezalá Solar	2	11%	-	-
PIMA Solar	7	10%	-	-
Don Diego Solar	6	15%	-	-
Border Solar	7	23%	-	-

# ESG Performance

SEMPRA INFRASTRUCTURE U.S.

## ENVIRONMENTAL PERFORMANCE

2019 2020 2021



ENERGY CONSUMPTION BY TYPE OF FUEL			
Natural Gas (MWh)	-	159	296
Diesel and gasoline (MWh)	203	1,716	1,053
LPG (MWh)	-	34,813	33,456
Electric power from the grid (MWh)	147,819	583,333	648,690
Total (MWh)	148,022	620,021	683,495

ENERGY CONSUMPTION BY ASSET			
Cameron LNG	145,978	616,206	678,890
Midstream	2,044	3,815	4,604

COST OF PURCHASING ELECTRICITY			
Cameron LNG (US\$)	\$15,161,486	\$20,426,842	\$35,525,287
Midstream (US\$)	\$171,258	\$228,501	\$300,586

COST OF PURCHASING FUELS FOR ENERGY CONSUMPTION			
Cameron LNG (US\$)	\$15,249	\$54,993	\$39,598
Midstream (US\$)	-	\$8,586	\$25,190

TOTAL ENERGY CONSUMPTION COSTS			
Cameron LNG (US\$)	\$15,176,735	\$20,481,834	\$35,564,885
Midstream (US\$)	\$171,258	\$237,087	\$325,776

SEMPRA LNG SCOPE 1 GHG EMISSIONS			
Carbon dioxide (tCO <sub>2</sub> )	483,349	1,774,372	1,637,348
Methane (tCH <sub>4</sub> )	423	1,271	362
Nitrous Oxide (tNO <sub>2</sub> )	0.92	2.91	2.91
Carbon dioxide equivalent (tCO <sub>2</sub> e)	494,664	1,807,260	1,647,269

SCOPE 1 EMISSIONS BROKEN DOWN BY TYPE OF ASSET			
Cameron LNG	98%	97%	97%
Midstream	2%	3%	3%

SEMPRA LNG SCOPE 2 GHG EMISSIONS			
Carbon dioxide equivalent (tCO <sub>2</sub> e)	1,471	1,970	233,138

SCOPE 2 EMISSIONS BROKEN DOWN BY TYPE OF ASSET			
Cameron LNG	-	-	99%
Midstream	100%	100%	1%

OTHER EMISSIONS			
NOx (ton)	640	1,625	761
SOx (ton)	5	12	3
Particulate matter (ton)	-	-	-
Volatile organic compounds (ton)	53	141	67



ENVIRONMENTAL PERFORMANCE

WATER USE BY EXTRACTION SOURCE

Ground water (m³)	-	-	-
Municipal discharge water (m³)	29,844	31,797	27,851
Ocean water (m³)	-	-	3,354
Total (m³)	29,844	31,797	31,205

WATER DISCHARGE BY DESTINATION

Percentage of water discharged in the same or better conditions than when it was first withdrawn	0%	23%	30%
Municipal water treatment plants (m³)	-	-	-
Surface water (m³)	-	-	-
Ocean water (m³)	15	6,873	9,485
Other sources	-	297	-
Total (m³)	15	7,170	9,485

HAZARDOUS WASTE BY DISPOSAL METHOD

Recycling or reuse (ton)	-	0.72	0.22
Energy recovery (ton)	-	0.02	-
Disposal in authorized sites (ton)	0.40	3.40	24.35
Incinerated (ton)	-	0.31	-
Total (ton)	0.40	4.46	24.57

NON-HAZARDOUS WASTE BY DISPOSAL METHOD

Recycling or reuse (ton)	26	404	583
Disposal in authorized sites (ton)	1,778	2,802	2,338
Total (ton)	1,804	3,205	2,920

ENVIRONMENTAL VIOLATIONS

Number of violations with economic sanctions	-	-	0
Significant sanctions	-	-	0
Total value of fines (US\$)	-	-	0
Total value of fines that have not been imposed (US\$)	-	-	0
Number of litigations	-	-	0

# ESG Performance

## SEMPRA INFRASTRUCTURE MEXICO

### SOCIAL PERFORMANCE

2019 2020 2021



WORKFORCE			
Total number of employees	1,300	1,488	1,794

WORKFORCE BY SEX			
Men	913	1,045	1,272
Women	387	443	522

WORKFORCE BY AGE			
20-29	244	290	385
30-39	548	626	761
40-49	367	426	452
50-59	114	116	169
60-69	25	28	26
Over 70 years old	2	2	1

WORKFORCE BY PROFESSIONAL CATEGORY			
Group President	1	1	1
CEO	1	1	0
VP Sr	7	7	6
VP	2	1	2
Senior Director	1	5	4
Director	28	26	25
Deputy Director	3	5	6
Senior Management	22	29	31
Manager	140	137	189
Department Head or Supervisor	303	349	373
Individual Contributor	792	927	1,157

WORKFORCE BY NATIONALITY			
Mexican	1,292	1,482	1,780
Foreign	8	6	14

WORKFORCE BY NATIONALITY AND PROFESSIONAL CATEGORY (NON-MEXICAN)			
Group President	0	0	0
CEO	0	0	0
VP Sr	1	0	0
VP	0	0	0
Senior Director	0	0	0
Director	1	1	1
Deputy Director	0	0	0
Senior Management	0	0	0
Manager	3	2	5
Department Head or Supervisor	1	1	3
Individual Contributor	2	2	5

MEN IN THE WORKFORCE BY AGE GROUP			
20-29	162	192	267
30-39	368	423	533
40-49	259	304	311
50-59	100	99	138
60-69	22	25	22
Over 70 years old	2	2	1

MEN IN THE WORKFORCE BY PROFESSIONAL CATEGORY			
Group President	1	1	0
CEO	0	0	0
VP Sr	6	7	6
VP	2	1	2
Senior Director	0	3	2
Director	19	17	17
Deputy Director	3	5	5
Senior Management	14	18	20
Manager	103	101	132
Department Head or Supervisor	206	229	250
Individual Contributor	559	663	838



# ESG Performance

## SEMPRA INFRASTRUCTURE MEXICO

### SOCIAL PERFORMANCE

2019 2020 2021



WORKFORCE BY TYPE OF CONTRACT			
Undefined	1,058	1,243	1,563
Temporary	242	245	231
Part-time	0	0	0
Full-time	1,300	1,488	1,794

WOMEN IN THE WORKFORCE BY AGE GROUP			
20-29	82	98	118
30-39	180	203	228
40-49	108	122	141
50-59	14	17	31
60-69	3	3	4
Over 70 years old	0	0	0

WOMEN IN THE WORKFORCE BY PROFESSIONAL CATEGORY			
Group President	0	0	1
CEO	1	1	0
VP Sr	1	0	0
VP	0	0	0
Senior Director	1	2	2
Director	9	9	8
Deputy Director	0	0	1
Senior Management	8	11	11
Manager	37	36	57
Department Head or Supervisor	97	120	124
Individual Contributor	233	264	318

WORKFORCE BY NATIONALITY AND PROFESSIONAL CATEGORY (MEXICAN)			
Group President	1	1	1
CEO	1	1	0
VP Sr	6	7	6
VP	2	1	2
Senior Director	1	5	4
Director	27	25	24
Deputy Director	3	5	6
Senior Management	22	29	31
Manager	137	135	184
Department Head or Supervisor	302	925	370
Individual Contributor	790	925	1,152

WOMEN IN THE WORKFORCE BY TYPE OF CONTRACT			
Undefined	339	389	472
Temporary	48	54	50
Part-time	0	0	0
Full-time	387	443	522

MEN IN THE WORKFORCE BY TYPE OF CONTRACT			
Undefined	719	854	1091
Temporary	194	191	181
Part-time	0	0	0
Full-time	913	1045	1272

WOMEN IN STRATEGIC POSITIONS			
Top Management	30%	29%	29%
Junior Management	32%	34%	33%
All Management	30%	32%	32%
% of management with revenue- generating functions	56%	40%	27%

NEW HIRES BY SEX			
Men	221	241	291
Women	108	101	107

NEW HIRES BY AGE			
20-29	107	111	144
30-39	138	148	170
40-49	60	69	53
50-59	21	14	25
60-69	3	0	6
Over 70 years old	0	0	0

HIRING RATE BY AGE			
20-29	44%	38%	37%
30-39	25%	24%	22%
40-49	16%	16%	12%
50-59	18%	12%	15%
60-69	12%	0%	23%
Over 70 years old	0%	0%	0%

# ESG Performance

## SEMPRA INFRASTRUCTURE MEXICO

### SOCIAL PERFORMANCE

2019 2020 2021



HIRING RATE FOR WOMEN BY AGE			
20-29	16%	14%	34%
30-39	9%	7%	22%
40-49	5%	4%	11%
50-59	3%	1%	3%
60-69	0%	0%	0%
Over 70 years old	0%	0%	0%

HIRING RATE FOR MEN BY AGE			
20-29	28%	24%	39%
30-39	17%	16%	22%
40-49	11%	13%	12%
50-59	16%	11%	17%
60-69	12%	0%	27%
Over 70 years old	0%	0%	0%

INTERNAL HIRES			
Number of open positions	329	456	510
Number of open positions filled by internal candidates	187	119	131
Percentage of internal hires	57%	26%	26%

PERFORMANCE EVALUATIONS			
Men	-	685	1,125
Women	-	318	483

TOTAL HIRING COSTS			
Annual costs (US\$)	\$171,600	\$195,560	\$198,200
Cost by employees (US\$/employee)	\$522	\$572	\$498

TURNOVER RATE			
Voluntary	5%	6%	5%
Involuntary	3%	4%	4%
Total	8%	10%	9%

TURNOVER RATE BY SEX			
Number of men that left the organization	74	109	113
Number of women that left the organization	26	45	40
Turnover rate (men)	8%	10%	9%
Turnover rate (women)	7%	10%	8%

TURNOVER RATE BY AGE GROUP			
20-29	5%	10%	13%
30-39	9%	11%	8%
40-49	7%	8%	7%
50-59	6%	10%	5%
60-69	12%	32%	19%
Over 70 years old	0%	0%	0%

FREEDOM OF ASSOCIATION			
Unionized women	2	3	1
Unionized men	28	27	44
Percentage of unionized employees	2%	2%	3%

PARENTAL LEAVE			
Women who took parental leave	10	10	9
Percentage of women who went back to work after parental leave	77%	100%	89%
Percentage of women who were still working at IEnova 12 months after their leave	77%	100%	100%
Men who took parental leave	42	38	30
Percentage of men who went back to work after parental leave	100%	100%	100%
Percentage of men who were still working at IEnova 12 months after their leave	100%	100%	100%



# ESG Performance

## SEMPRA INFRASTRUCTURE MEXICO

### SOCIAL PERFORMANCE

2019 2020 2021



WAGE RATIO BY GENDER			
Executives	102%	105%	103%
Managerial	108%	103%	109%
Non-managerial	105%	102%	103%
Overall	109%	106%	103%

TOTAL EMPLOYEE-RELATED EXPENSES			
Total employee-related expenses (US\$)	78,084,654	106,975,026	\$159,197,766

GENERAL TRAINING			
Number of women who received training	388	451	566
Number of men who received training	927	1,077	1,377
Training hours for women	8,320	14,883	11,534
Training hours for men	30,225	42,697	34,195
Total training hours	38,545	57,580	45,729

GENERAL TRAINING HOURS BY PROFESSIONAL CATEGORY			
Executive chairman	0	0	0
CEO	7	3	2
Executive VP	14	33	9
VP	5	4	19
Senior Director	11	144	49
Director	103	595	470
Deputy Director	6	86	50
Senior Management	120	707	856
Manager	2,074	4,689	5,177
Department Head or Supervisor	7,369	15,123	9,334
Individual Contributor	28,835	36,196	29,763

HEALTH & SAFETY TRAINING			
Number of women who received training	-	322	292
Number of men who received training	-	816	905
Total number of employees who received training	-	1,138	1,197
Training hours for women	-	3,533	3,635
Training hours for men	-	16,079	16,700
Total training hours	-	19,611	20,336

HEALTH & SAFETY TRAINING HOURS BY PROFESSIONAL CATEGORY			
Executive chairman	-	0	0
CEO	-	0	0
Executive VP	-	8	0
VP	-	0	1
Senior Director	-	14	1
Director	-	64	21
Deputy Director	-	6	4
Senior Management	-	42	21
Manager	-	750	821
Department Head or Supervisor	-	3,563	3,479
Individual Contributor	-	15,165	15,989
Total training hours	-	19,611	20,336

HUMAN RIGHTS TRAINING			
Number of women who received training	108	430	534
Number of men who received training	221	962	1,286
Total number of employees who received training	329	1,392	1,820
Training hours for women	54	505	300
Training hours for men	111	1,143	760
Total training hours	165	1,648	1,060
Percentage of the security personnel trained	19%	71%	100%

CODE OF ETHICS TRAINING			
Percentage of women who received training	100%	100%	100%
Percentage of men who received training	100%	100%	100%
Total number of employees who received training	100%	100%	100%

TRAINING INVESTMENT			
Total investment (US\$)	1,757,986	1,227,502	1,781,602
Total number of employees who received training	1,315	1,529	1,943
Percentage of employees who received trainings	100%	100%	100%
Average investment per employee (US\$/employee)	1,337	803	917

# ESG Performance

## SEMPRA INFRASTRUCTURE MEXICO

### SOCIAL PERFORMANCE

2019 2020 2021



GPTW RESULTS (EMPLOYEE ENGAGEMENT)			
Trust Index TI	86%	91%	89%

GPTW (EMPLOYEE ENGAGEMENT) RESULTS FOR WOMEN			
Credibility	85%	91%	88%
Respect	82%	90%	87%
Impartiality	82%	90%	88%
Pride	89%	95%	93%
Camaraderie	88%	94%	92%
Gestalt	90%	97%	92%
Trust Index TI	85%	92%	89%

GPTW (EMPLOYEE ENGAGEMENT) RESULTS FOR MEN			
Credibility	86%	89%	88%
Respect	84%	88%	88%
Impartiality	85%	88%	88%
Pride	92%	94%	93%
Camaraderie	90%	93%	92%
Gestalt	92%	93%	94%
Trust Index TI	87%	90%	89%

HEALTH & SAFETY INDICATORS (EMPLOYEES) <sup>7</sup>			
Hours worked	3,027,471	3,661,996	4,041,526
Recorded accidents	3	2	6
Lost time accident	3	0	3
Total days lost from accidents	194	0	154
Number of fatalities	0	0	0
TRIR	0.20	0.11	0.30
LTAR	0.20	0.00	0.15

HEALTH & SAFETY INDICATORS (CONTRACTORS)			
Hours worked	9,816,958	17,322,683	11,634,096
Recorded accidents	14	29	33
Lost Time Accident Rate	6	14	15
Total days lost from accidents	138	479	485
Number of fatalities	0	0	0
TRIR	0.29	0.33	0.57
LTAR	0.12	0.16	0.26

HEALTH & SAFETY INDICATORS (EMPLOYEES + CONTRACTORS)			
Hours worked	12,844,429	20,984,679	15,675,622
Recorded accidents	17	31	39
Lost Time Accident Rate	9	14	18
Total days lost from accidents	332	479	639 <sup>8</sup>
Number of fatalities	0	0	0
TRIR	0.26	0.30	0.50
LTAR	0.14	0.13	0.23

DRILLS			
Total drills	104	176	199
Drills in which specialized organizations participated	30	43	74

VERIFICATIONS			
Internal	335	423	497
External	42	68	57

COURSES ON HEALTH & SAFETY			
Total courses offered	1,106	1,167	1,581

HEALTH & SAFETY VIOLATIONS AND SANCTIONS			
Total Number of violations	0	0	0
Number of economic sanctions	0	0	0
Amount of economic sanctions (US\$)	0	0	0

<sup>7</sup> Health & Safety data for total employee hours worked for 2019 were updated.

<sup>8</sup> As of the date reported, two cases remained open and accruing days.



# ESG Performance

## SEMPRA INFRASTRUCTURE MEXICO

### SOCIAL PERFORMANCE

2019 2020 2021

SUPPLIERS			
Number of suppliers	1,248	1,277	1,329
DIVERSITY IN SUPPLY CHAIN			
Local suppliers	1,137	1,188	1,232
Foreign suppliers	111	89	97
INVESTMENT IN SUPPLY CHAIN			
Local suppliers (US\$ millions)	\$636	\$117	\$395
Foreign suppliers (US\$ millions)	\$379	\$23	\$25
CRITICAL SUPPLIERS			
Number of tier 1 critical suppliers	160	369	369
Number of tier 2 critical suppliers	0	6	6
Total percentage of the supply chain spend allocated to critical suppliers	43%	80%	71%
SUPPLY CHAIN ASSESSMENT			
Number of critical suppliers with ESG evaluation	-	232	232
Number of ESG corrective plans developed	39	-	31
TIER 1 SUPPLIER CLASSIFICATION BY ESG RISK			
Number of low-risk suppliers	8	15	15
Number of mid-risk suppliers	61	143	143
Number of high-risk suppliers	39	74	74
TIER 2 SUPPLIER CLASSIFICATION BY ESG RISK			
Number of low-risk suppliers	-	0	0
Number of mid-risk suppliers	-	3	3
Number of high-risk suppliers	-	1	1

DONATIONS GRANTED BY FUNDACIÓN SEMPRA INFRAESTRUCTURA <sup>9</sup>			
Education (US\$)	\$ 244,743	\$ 617,971	\$ 130,480
Environment (US\$)	\$ 364,999	-	\$ 9,680
Vulnerable Groups (US\$)	\$ 258,046	\$ 143,654	\$ 190,637
Community Services (US\$)	\$ 390,412	\$ 2,412,863	\$ 1,148,412
Total investment (US\$)	\$ 1,258,200	\$ 3,174,488	\$ 1,479,209
NUMBER OF PROJECTS SPONSORED BY FUNDACIÓN SEMPRA INFRAESTRUCTURA			
Education	8	7	7
Environment	8	0	1
Vulnerable Groups	11	9	13
Community Services	8	19	9
Total supported projects	35	35	30
ENVIRONMENT, H&S, AND COMPLIANCE INVESTMENT			
Investment in environment, safety, health, and compliance (US\$)	\$4,814,191	\$5,474,402	\$6,461,777
INDIGENOUS PEOPLES			
Number of incidents of violations involving the rights of indigenous peoples	0	0	0
Disputes with local communities and indigenous peoples	0	0	0

<sup>9</sup> Formerly known as Fundación IEnova

# ESG Performance

SEMPRA INFRASTRUCTURE U.S.

## SOCIAL PERFORMANCE

2019 2020 2021



WORKFORCE			
Total number of employees	339	386	391
WORKFORCE BY SEX			
Men	235	256	252
Women	104	130	138
WORKFORCE BY AGE			
18-25	-	-	1
25-35	-	-	52
35-45	-	-	128
45-55	-	-	123
55-65	-	-	70
Over 65 years old	-	-	16
WORKFORCE BY PROFESSIONAL CATEGORY			
Executives	-	-	15
Management	-	-	140
Individual Contributor	-	-	236
WORKFORCE BY TYPE OF CONTRACT			
Undefined	-	-	-
Temporary	-	-	-
Part-time	-	-	-
Full-time	-	-	390
WOMEN IN THE WORKFORCE BY AGE GROUP			
18-25	-	-	1
25-35	-	-	24
35-45	-	-	47
45-55	-	-	42
55-65	-	-	19
Over 65 years old	-	-	5

MEN IN THE WORKFORCE BY AGE GROUP			
18-25	-	-	0
25-35	-	-	28
35-45	-	-	81
45-55	-	-	81
55-65	-	-	51
Over 65 years old	-	-	11
WOMEN IN THE WORKFORCE BY PROFESSIONAL CATEGORY			
Executives	-	-	5
Management	-	-	42
Individual Contributor	-	-	91
MEN IN THE WORKFORCE BY AGE GROUP			
Executives	-	-	10
Management	-	-	98
Individual Contributor	-	-	144
WOMEN IN THE WORKFORCE BY TYPE OF CONTRACT			
Undefined	-	-	-
Temporary	-	-	-
Part-time	-	-	-
Full-time	-	-	138
MEN IN THE WORKFORCE BY TYPE OF CONTRACT			
Undefined	-	-	-
Temporary	-	-	-
Part-time	-	-	-
Full-time	-	-	252
WOMEN IN STRATEGIC POSITIONS			
Percentage of management with revenue-generating functions	22%	23%	25%



# ESG Performance

SEMPRA INFRASTRUCTURE U.S.

## SOCIAL PERFORMANCE

NEW HIRES BY AGE				
18-25	-	-	-	5
25-35	-	-	-	9
35-45	-	-	-	9
45-55	-	-	-	11
55-65	-	-	-	9
Over 65 years old	-	-	-	2

NEW HIRES BY SEX				
Men	-	-	-	28
Women	-	-	-	17

INTERNAL HIRES				
Number of open positions	-	52	-	59
Number of open positions filled by internal candidates	-	46	-	40
Percentage of internal hires	-	88%	-	68%

PERFORMANCE EVALUATIONS				
Men	-	-	-	242
Women	-	-	-	133

TOTAL HIRING COSTS				
Annual costs (US\$)	-	-	-	\$631,313
Cost by employees (US\$/employee)	-	-	-	\$13,724

TURNOVER RATE				
Voluntary	26%	5%	-	10%
Involuntary	6%	2%	-	2%
Total	32%	6%	-	12%

FREEDOM OF ASSOCIATION				
Unionized women	-	-	-	-
Unionized men	-	-	-	-

PARENTAL LEAVE				
Women who took parental leave	-	-	-	6
Percentage of women who went back to work after parental leave	-	-	-	100%
Percentage of women who were still working at SLNG 12 months after their leave	-	-	-	100%
Men who took parental leave	-	-	-	11
Percentage of men who went back to work after parental leave	-	-	-	100%
Percentage of men who were still working at SLNG 12 months after their leave	-	-	-	100%

WAGE RATIO BY GENDER				
Executives	-	-	-	112%
Management	-	-	-	90%
Individual Contributor	-	-	-	116%

TOTAL EMPLOYEE-RELATED EXPENSES				
Total employee-related expenses (US\$)	-	-	-	\$65,444,785

GENERAL TRAINING				
Number of women who received training	-	-	-	155
Number of men who received training	-	-	-	315
Training hours for women	-	-	-	955
Training hours for men	-	-	-	1,796
Total training hours	-	-	-	2,751

# ESG Performance

SEMPRA INFRASTRUCTURE U.S.

## SOCIAL PERFORMANCE

### HEALTH & SAFETY INDICATORS (EMPLOYEES)

Hours worked	594,284	649,577	1,183,248
Recorded accidents	0	0	0
Lost Time Accident Rate	0	0	0
Total days lost from accidents	0	0	0
Number of fatalities	0	0	0
TRIR	0	0	0
LTAR	0	0	0

### HEALTH & SAFETY INDICATORS (CONTRACTORS)

Hours worked	18,888,249	5,095,013	1,283,440
Recorded accidents	0	3	2
Lost Time Accident Rate	0	0	0
Total days lost from accidents	0	0	0
Number of fatalities	0	0	0
TRIR	0	0.12	0.31
LTAR	0	0	0

### HEALTH & SAFETY INDICATORS (EMPLOYEES + CONTRACTORS)

Hours worked	19,482,533	5,744,590	2,466,688
Recorded accidents	0	3	2
Lost Time Accident Rate	0	0	0
Total days lost from accidents	0	0	0
Number of fatalities	0	0	0
TRIR	0.25	0.10	0.16
LTAR	0.00	0.00	0.00

### DRILLS

Total drills	3	5	6
Drills in which specialized organizations participated	-	-	-

### COURSES ON HEALTH & SAFETY

Total training sessions	-	-	336
-------------------------	---	---	-----

### HEALTH & SAFETY VIOLATIONS AND SANCTIONS

Total Number of violations	0	0	0
Number of economic sanctions	0	0	0
Amount of economic sanctions (US\$)	-	-	-

### SUPPLIERS

Number of suppliers	1,358	600	718
---------------------	-------	-----	-----

### CORPORATE GIVING

Charitable giving (cash) (US\$)	\$ 177,560	\$ 711,900	\$ 515,921
Non-Charitable Giving (lobbying fees excluded) (US\$)	\$ 309,377	\$ 388,880	\$ 433,412
In-kind giving: product or services donations, projects/partnerships or similar (US\$)	-	-	-
Total giving (US\$)	\$ 486,937	\$ 1,100,780	\$ 949,333



# ESG Performance

SEMPRA INFRASTRUCTURE MEXICO

## GOVERNANCE PERFORMANCE

2019 2020 2021

NUMBER OF CUSTOMERS BY SEGMENT			
Pipelines	36	41	46
Distribution - residential customers	128,301	132,317	138,404
Distribution - commercial customers	3,728	3,851	3,992
Distribution - industrial customers	276	275	275
Power	15	15	15
Storage	9	9	9

CUSTOMER SATISFACTION SURVEY RESULTS			
Pipelines	98%	99%	98%
Distribution	92%	89%	88%
Power	90%	90%	95%

REPORTS RECEIVED (SI CONTIGO HELPLINE)			
External reports	10	20	23
Internal reports	46	18	61
Anonymous reports	37	16	45
Non-anonymous reports	19	22	39
Total reports received	56	38	84

REPORTS RECEIVED BY CATEGORY			
Discrimination and harassment at the workplace	16%	13%	10%
Problems among employees	39%	29%	46%
Protection of personal data	0%	0%	0%
Other issues	45%	58%	44%

CORRUPTION CASES			
Number of confirmed corruption cases	1	0	0
Number of open corruption cases	0	0	0

ANTITRUST PRACTICES			
Number of confirmed cases	0	0	0
Number of open cases	0	0	0
Amount from related fines (US\$)	0	0	0

CYBERSECURITY			
Number of cyber violations	0	1	6
Number of violations of customer personal information	0	0	0
Amount from related fines (US\$)	-	-	-

CONTRIBUTIONS TO CHAMBERS AND ASSOCIATIONS			
Contributions to chambers and associations <sup>10</sup> (US\$)	\$85,925	\$119,864	\$163,063
United Nations Global Compact <sup>11</sup> (US\$)	\$15,000	\$15,000	\$15,000
Asociación Mexicana de Energía Eólica <sup>12</sup> (US\$)	\$5,790	\$6,066	\$15,141
Large Scale Solar Association <sup>12</sup> (US\$)	-	-	\$30,000

<sup>10</sup> Total, includes all chambers and associations.

<sup>11</sup> NGO

<sup>12</sup> Business Association

# GLOSSARY

<b>ADIA</b>	Black Silverback ZC 2022 LP (assignee of Black River B 2017 Inc.), a wholly owned affiliate of Abu Dhabi Investment Authority
<b>bl</b>	Barrels
<b>Bbld</b>	Barrels per day
<b>CAISO</b>	California Independent System Operator
<b>Cameron LNG</b>	Cameron LNG Holdings, LLC
<b>CEMEFI</b>	Mexican Center for Philanthropy (Centro Mexicano para la Filantropía)
<b>COPARMEX</b>	Employers Confederation of the Mexican Republic (Confederación Patronal de la República Mexicana)
<b>COVID-19</b>	Coronavirus disease 2019
<b>CRE</b>	Mexico's Energy Regulatory Commission (Comisión Reguladora de Energía)
<b>D&amp;I</b>	Diversity & Inclusion
<b>FERC</b>	Federal Energy Regulatory Commission
<b>GHG</b>	Greenhouse Gas
<b>GPTW</b>	Great Place to Work (program that ranks the best companies to work for)
<b>GRI</b>	Global Reporting Initiative
<b>IEnova</b>	Infraestructura Energética Nova, S.A.P.I de C.V.
<b>INAH</b>	Mexico's National Institute for Anthropology and History (Instituto Nacional de Antropología e Historia de México)
<b>JV</b>	Joint venture
<b>KKR</b>	KKR Pinnacle Investor L.P. (as successor-in-interest to KKR Pinnacle Aggregator L.P.), an affiliate of Kohlberg Kravis Roberts & Co. L.P.
<b>km</b>	Kilometers
<b>LGBTQ+</b>	Lesbian, Gay, Bisexual, Transgender, Queer, and others
<b>LNG</b>	Liquefied natural gas
<b>LPG</b>	Liquefied petroleum gas
<b>MMbl</b>	Millions of barrels
<b>MMcfd</b>	Million cubic feet per day
<b>MOU</b>	Memorandum of Understanding
<b>Mtpa</b>	Million tonnes per annum
<b>MW</b>	Megawatts
<b>MW<sub>ac</sub></b>	Megawatts, alternating current
<b>MWh</b>	Megawatt hour
<b>NGV</b>	Natural gas vehicle
<b>S&amp;P</b>	S&P Global Ratings, a division of S&P Global Inc.
<b>SASB</b>	Sustainability Accounting Standards Board
<b>Sempra</b>	Sempra Energy doing business as Sempra, SI Partners' indirect parent company, together with its consolidated entities unless otherwise stated or indicated by the context
<b>Sempra Global</b>	Sempra Global, which was renamed Sempra Infrastructure Partners, LP on September 30, 2021
<b>SI Partners</b>	Sempra Infrastructure Partners, LP, the holding company for most of Sempra's subsidiaries not subject to California or Texas utility regulation, which was formerly named Sempra Global before September 30, 2021. SI Partners, as well as a holding company and certain services companies, makes up the Sempra Infrastructure platform
<b>tCH<sub>4</sub></b>	Tonnes of methane
<b>tCO<sub>2e</sub></b>	Tonnes of carbon dioxide equivalent
<b>tN<sub>2</sub>O</b>	Tonnes of nitrous oxide
<b>tonne</b>	Tonne, also known as metric Ton, is equal to 1,000 kg, (or 2,204.6 pounds)
<b>US\$</b>	U.S. dollars



## CONTACT

GRI: 102-53

IF YOU HAVE ANY QUESTIONS OR COMMENTS,  
PLEASE CONTACT OUR SUSTAINABILITY DIVISION.

**MEXICO CITY HEADQUARTERS**  
MEXICO CITY, MEXICO  
PASEO DE LA REFORMA 342 24TH FLOOR  
MEXICO CITY, COL. JUÁREZ 06600

**SEMPRA'S HOUSTON CENTER OF EXCELLENCE**  
HOUSTON, TEXAS, USA  
1500 POST OAK BOULEVARD, WESTSIDE  
HOUSTON, TEXAS 77056

<https://semprainfrastructure.com/sustainability>

[sustainability@sempraglobal.com](mailto:sustainability@sempraglobal.com)