


2021

ANNUAL REPORT
INTEGRATED REPORT



This document is provided in addition to the ESEF version required by European Commission Delegated Regulation 2019/815, published and filed in accordance with the law.



Driving Energy

We are Europe's largest independent electricity transmission system operator.

We are engaged in **driving and enabling the ecological transition** in order to create a new development model based on renewable sources and respect for the environment.

Sustainability, innovation and distinctive competencies are behind everything we do, with the aim of providing the generations to come with a clean, accessible and emission-free energy future.

We have the major responsibility for providing the country with energy, ensuring **security, quality and cost-effectiveness over time**.

We manage Italy's high-voltage electricity transmission grid, one of the most modern and technologically advanced in Europe, which we are working to **develop and integrate with the European grid**, guaranteeing secure and **equal access to all grid users**.

We are developing **Non-regulated Activities** and new business opportunities, making our expertise and experience available in Italy and overseas.

Letter to stakeholders

Dear shareholders and stakeholders,

2021 was again marked by the ongoing pandemic and global economic uncertainty. In spite of this, electricity consumption in Italy rose 5.6% compared with 2020, broadly returning to the pre-Covid levels of 2019, and against this backdrop Terna has seen **improvements across all key performance indicators**. Since May 2020, we have in fact decided to effect a major step change in the Group's activities, aware of our fundamental role in leading the energy transition and driving Italy's economic recovery. This has resulted in seven consecutive quarters of **rising investment**, with expenditure focusing more than ever on delivery of the projects included in our Industrial Plan. Work is progressing rapidly and on schedule in order to complete projects with a key role to play in achieving the ambitious decarbonisation targets Italy has set itself.

Our new **2021 National Transmission Grid Development Plan** was presented in July. The Plan envisages investment of €18.1 billion over the next ten years, a record amount for Terna and an increase of 25% compared with the previous plan. The Plan includes **over 30 strategic projects**, synergies with other infrastructure with a view to integrating networks and reducing the impact on the surrounding environment, more electrification in metropolitan areas, an increase in connections between the islands and the mainland, and the consolidation of overseas interconnections to boost cross-border exchange capacity. These are all projects, involving the upgrade and development of the national transmission grid, that we believe are indispensable if we are to successfully **integrate renewable sources into the Italian electricity system** and move our country towards net zero.

The project that symbolises our Development Plan is the **Tyrrhenian Link**, the submarine interconnector linking Campania, Sicily and Sardinia. The public consultation process began in early 2021, with the consents process for the eastern section linking Sicily and Campania formally initiated in November. The power line, which will cost approximately €3.7 billion, is due to enter service during the life of the Plan and will make a major contribution to the growth and integration of renewable sources in the larger islands and, as a result, to their decarbonisation. 2021 also saw Terna set a new record: 37 new projects authorised by the Ministry for the Ecological Transition and regional authorities, amounting to investment of more than €1 billion and almost four times the number of projects approved in 2020.

The works envisaged by the Development Plan, which will enable us to **cut CO₂ emissions by 5.6 million tonnes**, confirm the strength of Terna's commitment to a sustainable energy transition. Sustainability is not only a strategic driver of our Industrial Plan and one of the cornerstones of the Company's growth, ensuring alignment with the principles of the Global Compact of which we are a member, but also means that we have a responsibility to ensure ever greater transparency and disclosure. For this reason, during the COP26 event in Glasgow, at the end of October, we launched **Terna4Green**, a one-of-a-kind interactive platform for monitoring data for national electricity production and the related CO₂ emissions.

Our approach to constructing electricity infrastructure that is well-integrated into the surrounding environment is also sustainable. We have forged an ever-closer relationship with the areas we operate in, further reinforcing this in June with the launch of a major reforestation project in a number of Italian regions, with the aim of increasing biodiversity and reducing hydrogeological risk and soil erosion. Our desire to create an inclusive culture, protect diversity, and prevent and punish any form of discrimination are also examples of sustainability. Finally, sustainability also translates into concrete initiatives, such as efforts to cut the waste produced by our activities, reusing materials, converting our vehicles to electric and eliminating plastic from the Company's canteens. This commitment has resulted in Terna's inclusion in the **leading international ESG indexes**.

In a year that continued to be marked by the health emergency linked to Covid-19, we were again able to remain fully operational whilst remaining clearly focused on guaranteeing the health and safety of all our people. The introduction of **New Ways of Working** showed the Company's ability to respond to the challenges thrown up by the pandemic and demonstrated our key role in pioneering and driving the transition.

The beginning of the year saw the launch of **NexTerna**, the ambitious programme of cultural transformation designed to introduce new ways of working through the active, informed involvement of our people. This marks an unprecedented challenge, involving the definition of a new leadership model in keeping with the new approach to work, with the aim of creatively integrating inclusion and sustainability with the Company's distinctive style and character. We have also introduced new ways of working that focus on the **digitalisation of processes and tools** to enhance efficiency and productivity, bring logistical benefits and, above all, improve the quality of the lives of our people, Terna's most important asset.

The numerous projects launched as part of the NexTerna programme include measures designed to facilitate remote working, either from home or at the **Remote Working Hubs** opened in Rome, and those involving the digitalisation of many business processes. Other initiatives, launched to improve people's wellbeing and work-life balance, regard support for parenthood and female employment and for young parents. This has included, for example, the opening of the **MiniWatt** crèche at Terna's head office. The progress made thanks to the launch of innovative agile working projects has resulted in Terna being named the **World's Best Employer 2021** in the Utilities category, based on the results of a survey conducted by Forbes and Statista, and **Italy's Best Employer 2022** in the energy sector. Another survey carried out by Statista saw Terna named best employer ahead of other Italian companies.

Innovation and digitalisation are the other two cornerstones underpinning our activity in 2021 and on which we intend to focus to ensure our future growth. We have launched 70 innovation projects, with around 70% dedicated to maintenance of the national grid and dispatching. This has involved experimenting with robotics, drones and augmented and virtual reality with the aim of leading the response to the challenges resulting from the energy transition, as part of a systemic approach that can bring benefits for the whole community. Aware of the value of innovation for our business, we have also launched Terna Ideas, a corporate entrepreneurship programme that aims to spread the culture of innovation throughout the Company and give workers the chance to express their potential as entrepreneurs, making use of their creativity and expertise and giving them a leading role in achieving the Group's objectives.

All our achievements are down to the excellence shown by Terna's people who, despite the high-pressure, difficult global environment in which we were forced to live and work, have enabled us to take advantage of major opportunities. Thanks to them, we are pleased to be able to report extremely satisfying results, providing further proof of the major contribution our Group makes to the creation of value for our shareholders, stakeholders and the country as a whole.

Valentina Bosetti
Chairwoman

Stefano Antonio Donnarumma
Chief Executive Officer



Presentation of the Annual Report 2021

From this year, the Terna Group's Annual Report contains the first Integrated Report to fully espouse an approach based on "Integrated thinking". This means that the Report includes in a single document the Report on Operations, the Sustainability Report and the Consolidated Non-financial Statement^{1 2} (the "NFS"), in addition to the consolidated financial statements, the Parent Company's separate financial statements and the Green Bond Report.

The decision to publish a single integrated document was taken in response to the growing need to satisfy the legitimate expectations of all our stakeholders. This requires a clear, complete, balanced and responsible form of reporting, in line with the indications contained in the European Commission's proposed "Corporate Sustainability Reporting Directive" ("CSRD") of 21 April 2021. The proposed legislation follows on from the "Non-Financial Reporting Directive" ("NFRD") and forms a key element in the EU's sustainable finance package, which aims to channel capital flows towards sustainable assets throughout the European Union.

The Integrated Report also coincides with the Group's Communication on Progress ("CoP")³, the document that all members of the United Nations Global Compact are required to publish. The document is designed to inform stakeholders on the actions members have taken during the year in order to advance and support the values expressed in the ten Principles and on progress towards achieving the sustainable development goals ("SDGs") set in the 2030 Agenda.

In line with international best practices, Terna's Integrated Report applies the framework published by the International Integrated Reporting Council ("IIRC"). The Report presents our operating, financial and sustainability performances within a more complete vision of the process of creating value over time, starting from the Company's specifics (its mission) and going on to report on how we interact with the external environment, the responsible use of our available capitals, risk management and the identification of new opportunities, governance and strategy.

Non-financial information is prepared using the GRI ("Global Reporting Initiative") reporting standards, applying the "in accordance - core" option. When possible, reference is also made to the matching SASB ("Sustainability Accounting Standards Board") criteria, the standard used by financial stakeholders located in North America.

¹ The Terna Group's NFS has been prepared in compliance with the provisions of Legislative Decree 254/2016, as amended. It contains disclosures on the matters deemed material and provided for in art. 3 of the above Decree, to the extent necessary to enable readers to gain an understanding of the Group's activities, its performance, results and impacts. As required by Regulation 852/2020, the DNF also includes disclosure related to the taxonomy disclosure.

² The NFS, prepared using the GRI reporting standards "in accordance core" version, was subject to a limited assurance by Deloitte & Touche S.p.A., resulting in a specific "Assurance report", as required by the provisions of articles 3 and 4 of Legislative Decree 254/16. The opinion of the auditing firm and the related assurance activities did not concern the disclosure relating to the "material performance indicators envisaged in the supplement for the Electric Utility sector (EUSS)", the "other published GRI performance indicators" reported on pages 272-273, the "Key indicator tables", published in the "Sustainability" section of the website at www.terna.it or the "The EU taxonomy" disclosures.

³ See the UNGC site at the following link: <https://www.unglobalcompact.org/what-is-gc/participants/11215>.



In addition, in line with the materiality principle, where the methods applied in the IIRC framework, the GRI standards and Legislative Decree 254/2016 meet, all the information reported corresponds with a topic identified as significant in the materiality analysis conducted in December 2021. The resulting “materiality matrix” is shown on page 42.

To provide readers with an view of the individual topics shown in the materiality matrix within the context of the value creation process, for each topic, the key shows not only the relevant sustainable development goals (“SDGs”) but also indicates the connections with the relevant capitals and, if present, links with the related SASB criterion.

All these capitals are of fundamental importance to Terna in its role in driving the Energy Transition, above all financial and infrastructural capital. However, as emphasised in the European Commission’s proposed CSRD, intangible capitals (the intellectual, human and social and relationship capitals) have a major role to play in a business’s process of creating value. For this reason, the Terna Group has dedicated an entire section to these capitals. This approach has been adopted without at any point overlooking the most precious and fragile form of capital, namely natural capital, which belongs to everyone. Terna has dedicated a specific section to this capital to provide a full and exhaustive description of the steps taken to protect and preserve it over time.

The sustainability performances represented by a GRI KPI are, as is usual, immediately identifiable by a cross-reference to the related code in the margin of the text. Similarly, the topics included in the materiality matrix are also indicated by a cross-reference showing the related classification.

This Annual Report for 2021 was approved by Terna S.p.A.’s Board of Directors on 17 March 2022.

Contents

INTEGRATED REPORT

REPORT ON OPERATIONS

CONSOLIDATED NON-FINANCIAL STATEMENT

Prepared in accordance with Legislative Decree 254/2016, as amended

09

Terna's role in the energy transition

10

Highlights

12

Our milestones

16

1

Scenarios, strategy and the creation of value

19

The reference scenario

22

The value creation process

34

The materiality matrix

42

The 2021-2025 Industrial Plan

44

2

Corporate governance, risk management and opportunities

55

Ownership structure

58

Structure of the Group

60

Corporate governance

64

Risk management

68

The remuneration system

78

3

The Group's business

81

Operating activities

84

Financial resources and sustainable finance

131

The Group's financial review for 2021

134

Terna S.p.A.

146

The EU taxonomy

152

Share price performance

155

Other information

158

Outlook

163

4

Intangible capitals

167

The importance of the intangible capitals

170

Intellectual capital

171

Human capital

192

Social and relationship capital

214

5	Natural capital	229
	Terna's approach to the environment	232
	Managing the environmental impact of the electricity grid	233
	Atmospheric emissions and energy efficiency	241
	Environmental costs	252

6	About NFS	255
	Methodological note	256
	Scope of reporting and ESG indicators	258
	Materiality analysis	260
	Tables linking legislation with the standards adopted and scope of impacts	263
	GRI indicators	266

7	Independent limited assurance report on the NFS for 2021	275
----------	---	------------

8	Annexes	281
	Regulatory framework and other information	282
	Changes in the dimensions of the NTG	289
	Alternative performance measures (APMs)	293
	Reconciliations	294

CONSOLIDATED FINANCIAL STATEMENTS	301
--	------------

SEPARATE FINANCIAL STATEMENTS	413
--------------------------------------	------------

GREEN BOND REPORT 2021	525
-------------------------------	------------

DISCLAIMER

The Annual Report contains forward-looking statements based on plans, estimates, projections and current projects that by the nature involve risks and uncertainties and that are current only as of the date on which they are made. Various factors may mean that the actual results and provisions made by the Company differ substantially from those contained in any forward-looking statement. These factors may include, by way of example but not limited to: trends in the Company's business, the Company's ability to implement planned cost efficiencies, changes in the regulatory framework, differing interpretations of laws and regulations, the ability to successfully diversify and the expected level of future investment.





INTEGRATED REPORT

Terna's role in the energy transition

The electricity system supply chain is made up of several segments: production, transmission, distribution and the sale of electricity. Tasked with **transmission** and **dispatching**, Terna is responsible for the key transmission segment. As Transmission System Operator (TSO), Terna must on the one hand design a grid capable of handling the progressive decarbonisation of the sources of production and the growing integration of renewables ("**transmission operator**"), whilst on the other guaranteeing that, at all times, energy demand from consumers is always balanced by the amount produced through so-called "dispatching" ("**system operator**").

This is an extremely complex task, requiring an independent central coordinator capable of taking an overall view and controlling a high number of actors, both on the supply and the demand side: this is why we refer to ourselves as "**driving the transition**".

From the point of view of transmission, this challenge calls for a major effort to plan, approve and carry out investment projects on a scale not seen in recent decades in Italy. It is crucial to be able to identify rapid, effective solutions, if necessary using funds made available by the European Union in response to the post-Covid situation through the National Recovery and Resilience Plan (NRRP). Against this backdrop, we have further accelerated work on key investment projects of most importance to the electricity system, envisaging **expenditure of over €18 billion on the projects included in our ten-year Grid Development Plan**.

In terms of the "system", on the other hand, the transition to a "distributed production" system based on renewable sources is rapidly altering the market with the rise of the "prosumer" (at the same time a producer and consumer) in place of the traditional "consumer". This is leading to exponential growth in active distributed resources connected to the grid. By managing demand for HV connections, coming directly or indirectly (via distribution companies) from entities proposing renewable initiatives, we can obtain a systematic view of the current situation and future scenarios. In this manner, **Terna can monitor the system's ability to meet demand for electricity whilst satisfying security and quality of service requirements**: in a word, the system's "adequacy".

An electricity system is deemed to be adequate if it has sufficient resources in terms of generation, storage, demand control and transport capacity to meet expected demand for electricity with a reasonable degree of confidence. Thanks to advanced forecasting and planning tools, together with innovative data management and analytics solutions, we constantly assess the **generation resources needed to ensure the system adequacy**. We do this in the short, medium and long term, also with a view to producing new flexible resources for the system.

An extremely complex challenge. Economic growth is based on an energy model that is no longer sustainable, whilst the world is crying out for a collective commitment to cutting greenhouse gas emissions as quickly as possible. Taking up (and meeting) this challenge means proposing a new approach to efficiency, sustainability and security in all areas of the economy, starting with the energy sector.

In 2015, a meeting of world leaders in Paris reached a historical agreement to deal with climate change. The shared goal is to keep the rise in the average global temperature to below 2°C compared with pre-industrial levels, with the willingness to intensify efforts in order limit the increase to 1.5°C. **COP26 held in Glasgow** between 31 October and 12 November 2021, and presided over by the United Kingdom in partnership with Italy, reinforced the international commitment to decarbonisation and sustainable development. Such a commitment plays a key role in our Group's strategic thinking.

Terna plays a central role in this major transition process, as we enable the integration of renewables and the electrification of consumption. Development of the electricity grid is the main enabling factor in achieving decarbonisation of the entire energy system.

What does this mean? Achieving the ambitious European and international goals will obviously require the participation of all members of society, but the energy sector must take the lead, given that it is by a long way the biggest producer of emissions at global level. Just to get an idea, our sector accounts for approximately 82% of Europe's total greenhouse gas emissions.

Under the European Green Deal, the net zero emissions target is to be achieved in two main ways: by increasing use of renewables and through growing electrification of consumption. In this sense, an essential role in all the various scenarios designed to arrive at "carbon neutrality" is played by **the key tool of energy efficiency**.

Introducing the "energy efficiency first" principle, the European Commission invited member states to include this principle in all their decisions regarding policy, planning and investment. In this way, in keeping with the EU's long-term strategy, final energy consumption in Europe is expected to fall by (at least) 35% by 2050 compared with the levels in 2019⁴.

The key consideration, in this sense, is that **electricity will be the main energy carrier** and the electricity grid will operate as the "backbone" for decarbonisation for all the other energy sectors. This reflects the carrier's intrinsic efficiency and the technological maturity of renewable energy sources (RES).

To fully exploit this potential, the proportion of total energy demand met by electricity needs to grow progressively, involving what is defined as **electrification of the system**. Europe expects to see the percentage of final energy demand met by electricity rise from the current 23% to 30-31%⁵ by 2030 and to between 47%⁶ and 60%⁷ by 2050. Currently, electricity accounts for approximately 2% of demand from transport, 24% of household demand and 34% of industrial demand⁸.

This factor, together with the growing penetration of renewables (which are projected to cover over 85% of the electricity generation mix by 2050, under the European Commission's long-term strategy and excluding nuclear power), will help to fully decarbonise energy consumption by 2050, starting with light transport, housing and services.

⁴ EU long-term strategy.

⁵ The European Commission's impact assessment accompanying its announcement of 2030 Climate Target Plan (September 2020).

⁶ Idem.

⁷ ENTSOE & ENTSOG TYNDP 2020 Scenario Report (June 2020).

⁸ Eurostat for EU27 2019.

Highlights

(€m)

Revenue

2,604.8

+4.6%

Profit attributable to owners of the Parent

789.4

+0.5%

Net debt

10,002.5

Terna's share price

PERFORMANCE IN 2021

+13.82 %

€7.114 per share at 31 December 2021
versus € 6.250 per share at 31 December 2020

ALL-TIME HIGH:

€7.476 per share recorded
on 1 March 2022.

EBITDA

1,854.8

+2.4%

Capital expenditure

1,520.7

+12.6%



2021

Euro Medium Term Note (EMTN) Programme increased to

€9 billion

New green bond issue worth

€600 million

New EIB loan of

€300 million

Launch of first Euro Commercial Paper programme worth up to

€1 billion

S&P Global Ratings upgrade Terna S.p.A.'s outlook from stable to positive.

2022

Successful launch of Italy's first ever non-convertible, perpetual, subordinated hybrid green bonds for institutional investors, amounting to a nominal value of

€1 billion

Agreement for bilateral ESG-linked Term Loan of

€300 million

Acquisition of **75%** stake in **LT S.r.l.**, one of the leading providers of maintenance services for photovoltaic plants.

INFRASTRUCTURAL
CAPITAL

After purchasing portions of the grid from other operators, 2021 saw Terna achieve

99.9% ownership of the NTG.

In 2021, Terna obtained consents for a total of

37 new grid development projects, amounting to total investment of more than €1 billion.

96 km of new power lines and **4** new substations were completed in 2021, whilst **137 km** of power lines and **5** substations were purchased

Launch of **Terna4Green**, a one-of-a-kind digital platform for monitoring the progress made towards Italy's decarbonisation, comparing and correlating thousands of data and estimates on the country's electricity production in real time with figures for the related CO₂ emissions.

ELECTRICITY SYSTEM

Demand
318* TWh
+5.6%

Percentage of demand met from RES
36* %
-5.3%

RENS quality
380* MWh
vs target 820

Performance well below targets set by ARERA

Cost of quality
€5.9 million
-28.9%

* Provisional data.

Highlights



HUMAN
CAPITAL

5,136 employees

+401 units

223 people under 30 hired

2.6 Terna's injury rate

(-31% versus 2020)

0.08 Terna's serious injury rate

(-58% versus 2020)

In September and November 2021, Terna was named **Italy's Best Employer 2022** in the energy sector and **World's Best Employer 2021** in the utilities category. The Group was named the world's best employer based on the results of a survey conducted by Forbes in partnership with the international research company, Statista.



INTELLECTUAL
CAPITAL

8 patents filed in 2021

69 projects in the innovation portfolio



SOCIAL AND
RELATIONSHIP
CAPITAL

66% of community initiatives in line with SDGs 4, 7, 9 and 11

476 meetings with local authorities



NATURAL
CAPITAL

86% of waste is recycled

SF₆ leakage rate of **0.40%** as a percentage of the total installed

International ESG indices

Inclusion in the **Dow Jones Sustainability World Index** for the thirteenth consecutive year and in the even more selective **S&P Global Dow Jones Sustainability Index for Europe**.

Inclusion in the **STOXX® Global ESG Leaders** sustainability index for the eleventh year running, thanks to our performance in the three sub-indices for Environmental, Social and Governance ("ESG") performance.

Inclusion in the new **MIB 40 ESG** index for Italian blue-chips, the first to focus on ESG best practices, and in the **GLIO/GRESB ESG Index**, the first global index to specialise in assessing the ESG best practices adopted by listed companies that manage key infrastructure in the energy, transport and telecommunications sectors.

Terna has been recognised as one of those **leading the way in efforts to combat climate change**: CDP (formerly the Carbon Disclosure Project), a global not-for-profit organisation specialising in environmental reporting and in measuring the performances and climate strategies adopted by businesses.

Inclusion for the seventeenth year running in the **FTSE4GOOD** index managed by the rating agency, FTSE Russell, which selects the best global companies based on sustainability criteria.

In January 2022, Terna's membership of the **Bloomberg's Gender Equality Index (GEI)** was reconfirmed for the fourth consecutive year. This is an international index that measures companies' performance regarding gender equality issues, inclusiveness and the quality and transparency of their public reporting.

In February 2022, Terna was included in **Standard & Poor's Gender Equality & Inclusion Index**, the new international index, launched in August 2021, that measures the performance of listed companies in relation to issues regarding gender equality and inclusion.

In November 2021, for the second year running Terna was ranked number one in the **Webranking Europe 500**, a leading European agency that for over twenty years has measured the quality and transparency of the digital communication of listed companies.

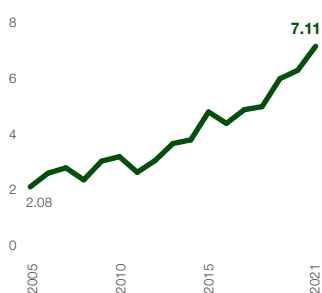
Our milestones

1962
2005

2006
2016



SHARE PRICE PERFORMANCE (€)



DEVELOPMENT OF THE ITALIAN ELECTRICITY SYSTEM

From nationalisation to reform of the Italian electricity system.

Terna's principal activities are rooted in Italy's history: on 6 December 1962, Law 1943 paves the way for nationalisation of the electricity industry, handing ENEL (Ente Nazionale Energia Elettrica) responsibility for all the stages of the electricity supply chain (production, transmission and distribution), previously in private hands, in order to facilitate the country's electrification.

In the second half of the 1990s, the European Union embarks on a process of deregulation aimed at making grid management independent. In Italy, this leads to the issue of Legislative Decree 79/1999 (the so-called "Bersani Decree"), marking a starting point for reform of the Italian electricity market with the separation of ownership of the National Transmission Grid ("NTG") from management of the grid itself (transmission and dispatching) along the lines of the "Independent System Operator" ("SO") model.

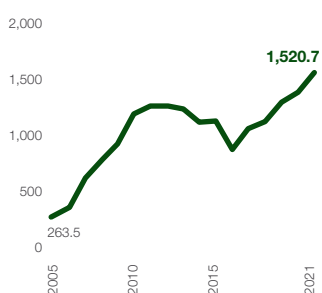
Terna is established in 1999. ENEL consists of two distinct companies: Terna S.p.A., assigned ownership of over 90% of the NTG, and GRTN ("Gestore della Rete di Trasmissione Nazionale"), which at this time manages electricity transmission and dispatching and planning for the development of the NTG.

The Cabinet Office Decree of 11 May 2004, in application of Law 290/2003, establishes the electricity exchange and **brings back ownership and management of the transmission grid under the control of one entity**. This process is completed in 2005, with the transfer to Terna of the GRTN business unit relating to transmission and dispatching and the award of the **concession** to carry out these activities throughout the country by the Ministry of Productive Activities: Terna thus becomes Italy's TSO.

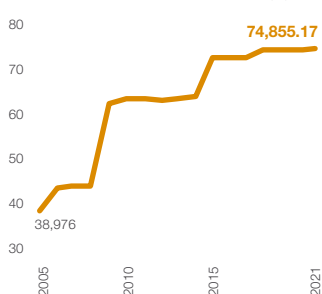
On 24 June 2004, 50% of the Company's share capital is floated on the Italian Stock Exchange and, in September 2005, Cassa Depositi e Prestiti acquires a 29.99% stake, thereby becoming the relative majority shareholder.



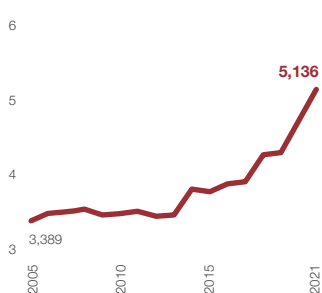
CAPITAL EXPENDITURE (€m)



KM OF POWER LINES MANAGED (n.)



WORKFORCE (n.)



DEVELOPMENT OF THE NATIONAL TRANSMISSION GRID AND NEW BUSINESS OPPORTUNITIES

"Utili per il Paese" ("Working for the country"), Terna's new role.

Having taken on the dual roles of TSO and SO, Terna's role evolves as it becomes a provider of strategic infrastructure for the country, as expressed in the payoff, "Working for the country".

This period sees the Company progressively expand the NTG. Following the acquisition of 18,600 km of high-voltage lines from ENEL in 2009, Terna owns 98.6% of the national grid and becomes the leading independent grid operator in Europe and the seventh largest in the world. **In 2015, Terna acquires the Ferrovie dello Stato group's high-voltage grid**, consolidating its leadership in Europe with approximately 72,600 km of grid managed.

At the same time, Terna plans and delivers major new 380 kV connections to bring the transmission grid into line with the country's energy needs: the Chignolo Po-Maleo (Lombardy) and the SA.PE.I submarine connection (from Sardinia to the Italian mainland) enter service in 2011, whilst the Trino-Lacchiarella (Lombardy) and Villanova-Gissi (Abruzzo) lines and the submarine connection linking Sorgente and Rizziconi (Calabria-Sicily) enter service in 2014 and 2016, respectively.

In keeping with changes in the operating environment, the Group is restructured with the establishment of **two new operating companies in 2012: Terna Rete Italia S.p.A.** for Regulated Activities, and **Terna Plus S.r.l.** to drive the growth of services in the Non-regulated sector. Tamini, an Italian leader in the design, production, commercialisation and repair of power transformers for electricity transmission and distribution grids, of industrial transformers for the steel and metals industry and of special transformers for converters used in electrochemical production and electrolysis, joins the Terna Group in 2014.

2017
20192020
2022

ENABLING THE ENERGY TRANSITION

**Energy is our responsibility.
Responsibility is our energy.**

The 2010s end with an accelerating shift towards a new energy paradigm that requires Terna to assume an ever more central role in the electricity supply chain.

With the entry into service of the Sorgente-Rizziconi submarine connection, Terna removes the last major bottleneck at zonal level and, with the 2017-2021 Strategic Plan, begins a new chapter in its history by focusing on the **role of the National Transmission Grid in enabling the energy transition**.

Further priorities for Terna are to strengthen Italy's electricity infrastructure, add further exchange capacity between the different areas that make up the Italian electricity market and increase overseas interconnections, with the Company, year after year, presenting ever more ambitious strategic plans, featuring significant growth in investment.

Work begins on major electricity infrastructure projects, such as SA.CO.I 3 (connecting Sardinia, Corsica and the Italian mainland) and the Italy-Austria interconnector, whilst the Italy-Montenegro interconnector, at 445 km the longest ever connection ever built by Terna, is completed. It is the first electricity bridge between Italy and the Balkans, a key link that will enable Italy to reinforce its role as a **European and Mediterranean electricity transmission hub**.

From 2018, Terna funds its investment in infrastructure using new financial instruments: in July, the Company becomes the first Italian utility to issue green bonds, successfully placing its **first Green Bond worth a total of €750 million**, followed by a further three issues with a total value of €2 billion.

AT THE HEART OF THE TRANSFORMATION

Driving Energy.

The start of the new decade, marked by the continuing global pandemic caused by Covid-19, coincides with a further change in the role assigned to Terna, which, from a TSO enabling the energy transition, is increasingly taking the form of a System Operator ("SO") and, as such, assuming responsibility for driving the entire electricity system.

Leveraging distinctive innovation, competencies and technologies, the Company is increasingly focused on the five key dimensions of the electricity system: security, adequacy, quality of service, resilience and efficiency.

Featuring total investment of €8.9 billion (up 22% on the previous plan), the **"Driving Energy" Industrial Plan for the period 2021-2025 is presented to the market in November 2020**. It sets out Terna's commitment to supporting the country as it recovers from the pandemic and strives to achieve the goals set in the European Green Deal and in the National Integrated Energy and Climate Plan ("PNIEC"). This will involve cutting CO₂ emissions by 55% by 2030, to arrive at net zero by 2050.

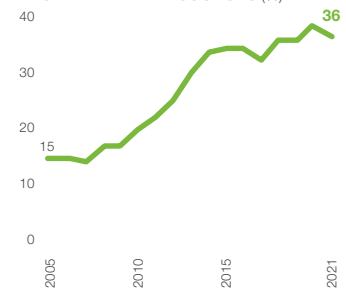
The ten-year **Development Plan**, presented in July 2021, envisages **investment in grid infrastructure amounting to over €18 billion**, compared with the €1,000 billion in investment at European level envisaged in the Green Deal.

An early tangible result of this commitment is reflected in the number of grid development projects authorised in 2021 alone: 37 (23 in 2020), amounting to total investment of more than €1 billion (€266 million in 2020). In socio-economic terms, this has led to the start-up of work throughout Italy, involving approximately 200 contractors and more than 1,000 skilled labourers and technicians.

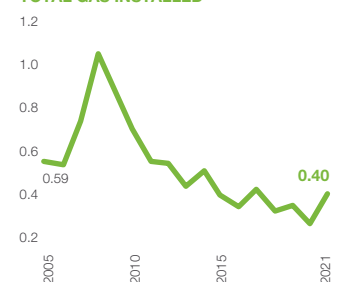
On the corporate front, in February 2020, the subsidiary, Terna Energy Solutions, strengthened its "industrial" side by acquiring the Swiss company, Brugg Kabel AG, one of Europe's leading manufacturers of terrestrial cables.

In November 2021, Terna's Chief Executive Officer, Stefano Antonio Donnarumma, becomes the first Italian to be appointed to the role of **President of GO15** (an association bringing together the world's largest power grid operators) for 2022.

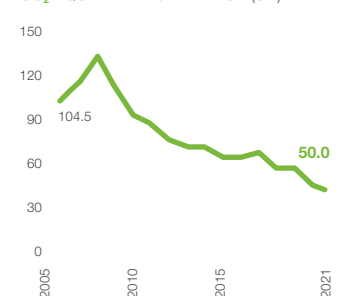
PERCENTAGE OF ELECTRICITY MET
FROM RENEWABLE SOURCES (%)



SF₆ LEAKAGE AS A
PERCENTAGE OF
TOTAL GAS INSTALLED



CARBON INTENSITY – TONNES OF
CO₂ EQUIVALENT / REVENUE (€m)





« We develop new methods and tools to enable Terna to make more efficient use of the Dispatching Services Market, the segment of the electricity market in which our Company operates. We design the zonal structure adopted in electricity markets at both national level and in collaboration with European teams, establishing the methods employed in calculating exchange capacity between market areas. »

Federico Quaglia

**Operational Analysis
Dispatching and conduction**

#Ternapeople #DrivingEnergy



The reference scenario	22
The value creation process	34
The materiality matrix	42
The 2021-2025 Industrial Plan	44

1

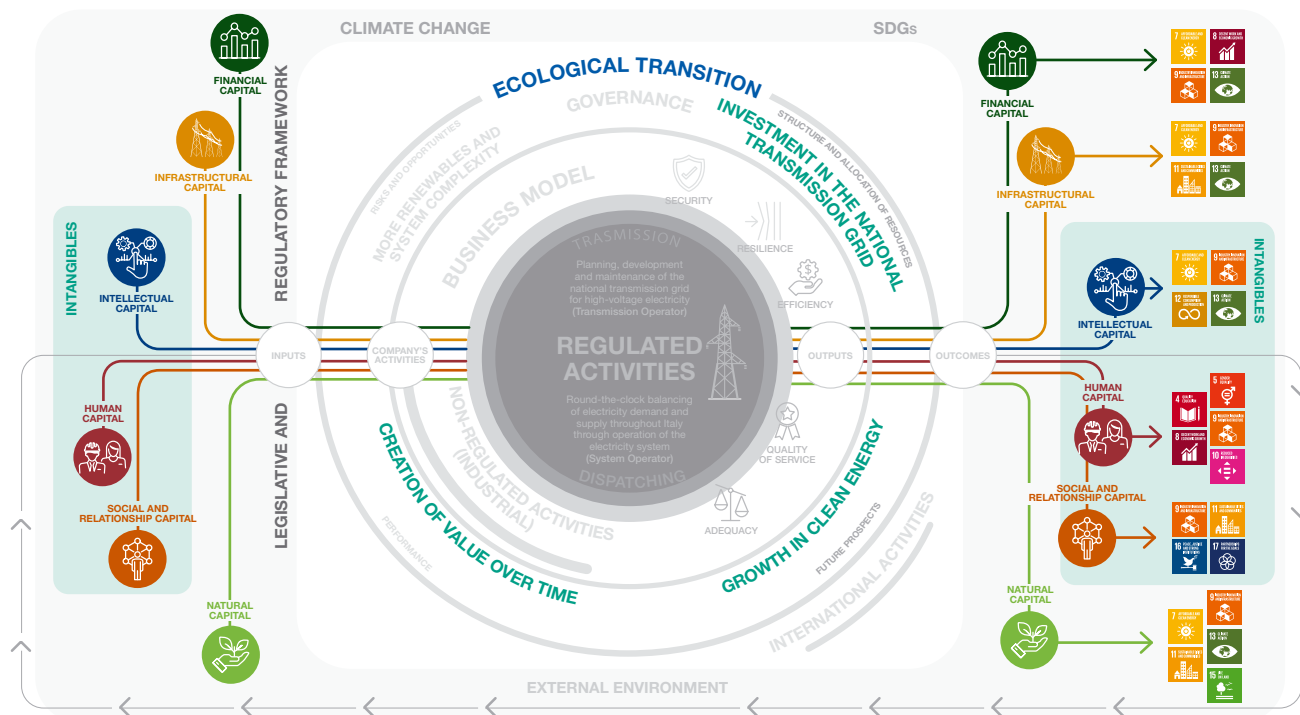
Scenarios, strategy and the creation of value

In this section

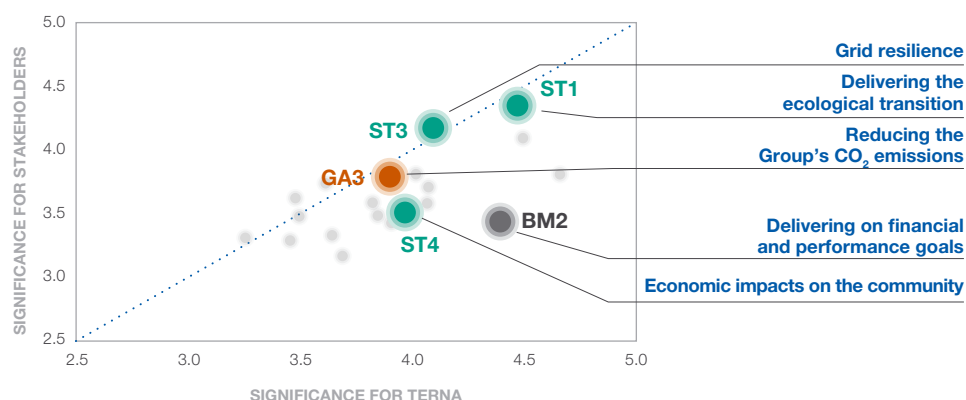
The process of creating value over time and the materiality matrix, linked to each other and both connected with the sustainable development goals (SDGs), form the methodological basis and the common thread running throughout this Report. This section describes the scenarios having the greatest impact on how we define the process and on the capitals available to Terna in order to implement the process in the best possible way, following the principles behind our ethical approach to doing business. This is followed by a description of the most important strategic documents, starting with the 2021-2025 Industrial Plan through to NexTerna, the change management programme for our employees.



VALUE CREATION



MATERIALITY



These infographics highlight the topics dealt with in this section with the aim of **facilitating information connectivity**: in this way, the section offers an overall view showing the links between all the factors that influence Terna's ability to create value over time and how they are dependent on each other. Material topics are indicated with a cross-reference in blue, showing the relevant code.

The reference scenario

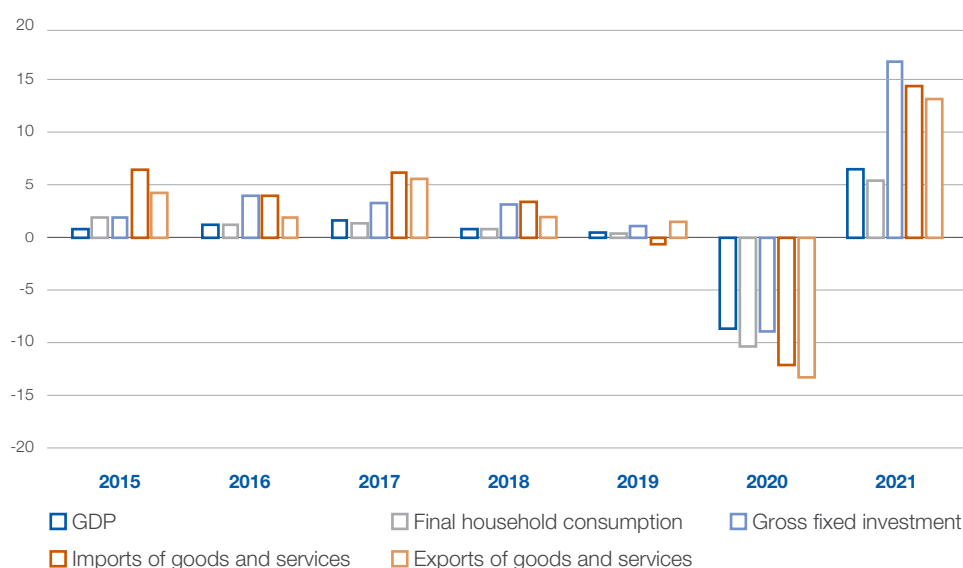
Macroeconomic environment

Following the restrictive measures introduced to contain the Covid-19 epidemic, **2020 recorded an unprecedented decline in GDP**, household income and consumption. This resulted in a **reduction in demand for energy**, pushing down commodity and energy prices.

Thanks to vaccine rollouts and the introduction of large-scale fiscal and monetary support packages (Europe's response was led by the Next Generation EU programme, providing approximately €750 billion to be accessed by individual states on the basis of national investment and reform programmes approved by the European Council), **many areas of the economy were able to restart in 2021**. This was in spite of the ongoing restrictions needed in order to limit the spread of the virus.

The economic recovery, which was particularly strong in the first half of the year, began, however, to show **signs of slowing later in the year**. The upturn in economic activity was accompanied by **supply chain shortages affecting products and intermediate goods**, often resulting from production difficulties caused by mini-lockdowns or local quarantines. The microchip crisis is a case in point, with the shortages creating problems for sectors such as automotive and consumer electronics. Another unforeseen effect was the lack of skilled workers, above all in the United States and the United Kingdom, which tended to drive up wages. Late 2021 also witnessed **new outbreaks of infection linked to the appearance of new variants of the virus**. As described below, this situation was accompanied by a sharp rise in energy prices, linked to geopolitical tensions in Asia.

Global **GDP rose 5.9%** in 2021 according to the International Monetary Fund. The US economy is also estimated to have seen strong growth, rising 6.0%. According to European Central Bank projections, **euro area GDP rose 5.3%**, with the decline registered in 2020 only expected to be fully made up in 2022. This trend was seen across all the major European economies, **with the pace of recovery expected to be maintained in 2022**.



Data from ISTAT, March 2022.

In Italy, **GDP grew at a rate of 6.6% in 2021** (source: ISTAT, March 2022), thanks to a strong upturn in consumer spending (+5.2%) and gross fixed investment (+17%). **The role played by Terna's capital expenditure**, the pace of which was stepped up in 2021, is worthy of note in this regard, due to its positive impact on the country's GDP (on average, every euro spent adds three euros to GDP). In terms of the manufacturing sector, output rose 12.4% in 2021 compared with 2020. **The Bank of Italy expects to see a continuation of this positive trend in 2022**, helping to drive **GDP growth of 3.8%**.

However, the recent conflict in Ukraine and the potential impact on energy supplies threaten the future recovery.

Energy price pressures

One of the most significant economic trends of 2021 was the **rise in inflation** accompanying the economic recovery. Prices have begun to rise faster than at any time in recent decades, driven above all by an unprecedented **increase in energy prices**.

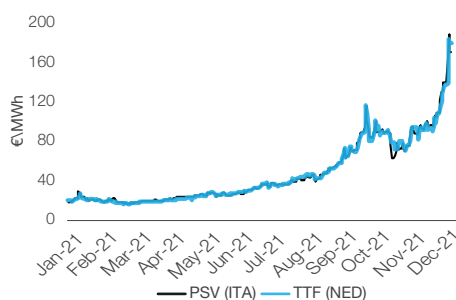
After the crisis of 2020, the **supply of energy commodities has failed to keep pace with the sharp increase in global demand** for energy as a result of the economic recovery. Europe has been affected by other more specific factors: particularly low gas stocks and, above all, geopolitical problems linked to the Nord Stream 2 gas pipeline and tensions over Ukraine, together with further tensions in the international liquefied natural gas market, which makes up the remainder of the EU's supply needs. As a result, the fourth quarter of 2021 saw **natural gas prices soar** to record highs in all the European markets, reaching a peak of **€180 per MWh** in December 2021 (up 496% on the average for the month of January 2021).

There was also a **sharp increase in the price of CO₂**, which rose to **€90 a tonne** at the beginning of December 2021. This trend is due to the European Commission's decision to set new targets for cutting emissions, to the launch of the so-called phase IV of the ETS, and the resulting increase in market prices.

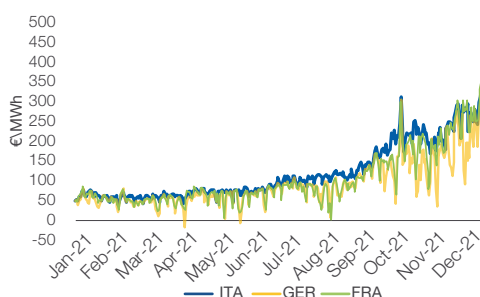
Towards the end of 2021, all these factors, in addition to the tensions caused by the unexpected shutdown of French nuclear plants, led to **the biggest rises in wholesale electricity prices seen in the last 20 years**, with spot prices increasing to well above **€400 per MWh** on leading European markets in December 2021.

In addition, the beginning of 2022 has seen a deterioration in relations between the West and Russia, which have reached a crisis point following the invasion of Ukraine at the end of February. This scenario has exacerbated an already tense situation, with the price of gas rising above the record level of €200 per MWh in early March. In response to the price increase, the European Union and Member States are seeking solutions that would reduce Europe's dependency on the importation of fossil fuels from Russia (above all natural gas, which accounts for approximately 40% of Europe's domestic consumption).

GAS – SPOT PRICES



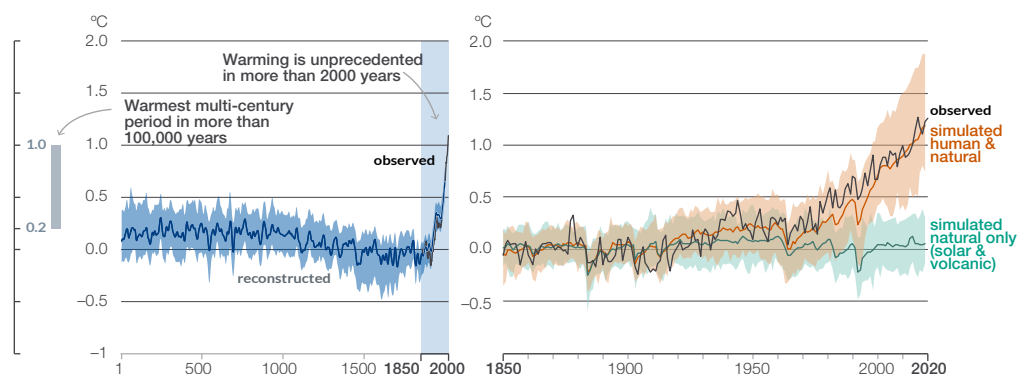
ELECTRICITY BASELOAD DAY-AHEAD SPOT PRICES



The market environment

The latest report published by the IPCC⁹ confirms that the increase observed in the concentration of greenhouse gases (GHGs) is linked to human activity. **Each of the last 4 decades has been warmer than the previous one**: the average surface temperature on earth **has risen by 1.1 °C compared with the period 1850-1900**.

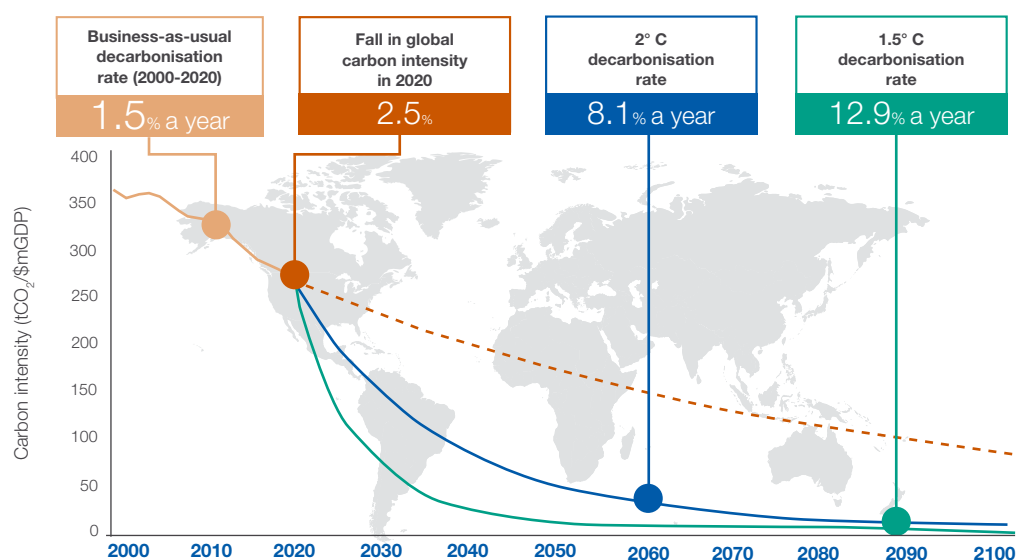
IPCC – GLOBAL TEMPERATURE CHANGES (°C)



This warming has led to an increase in the frequency and intensity of extreme weather events, in terms of both temperature extremes (hot and cold) and violent and unpredictable precipitation events. The above report also states that there is a broadly linear relationship between cumulative CO₂ emissions and rising temperatures, estimated to be approximately 0.45°C for every 1,000 GtCO₂ released into the atmosphere. This additional scientific evidence confirms the need to achieve carbon neutrality by 2050 to keep **the rise in the global temperature below 2°C** compared with pre-industrial levels.

The global rate of decarbonisation (the reduction in carbon intensity) was 2.5% in 2020. This rate, partly the result of the pandemic, marks a slight improvement compared with the previous year, when the figure was 2.4%, but is well below the **annual global rate of decarbonisation of 12.9% required** if we are to meet the target of limiting global warming to approximately 1.5°C¹⁰.

NET ZERO ECONOMY INDEX 2021



Fonte: Net Zero Economy Index 2021, PwC.

⁹ Intergovernmental Panel on Climate Change, AR6 2021.

¹⁰ Source: "The Net Zero Economy Index 2021", PwC.

In 2020, the global economy was hit hard by the Covid-19 pandemic and, compared with 2019, **demand for energy fell 4.3%**. The sector's emissions fell **5.6%** and there were sharp reductions of 4.6% of coal consumption and 9.3% in oil consumption¹¹. The need to restart economic activity, despite the continuing pandemic, **resulted in a sharp rise in emissions in 2021**, driven by increased demand for coal, above all for use in generating electricity. According to the quarterly survey carried out by Enea, energy demand in Italy in the third quarter of 2021 rose 7% compared with the same period of 2020. This was accompanied by a rise in CO2 emissions caused by increased use of fossil fuels (+4%), above all oil (+8%) and coal (+25%). It is therefore expected that 2021 will have registered an annual increase of **more than 7% in energy consumption** and greenhouse gas emissions **compared with 2020**, even if the figures are due to have remained below pre-Covid levels.

According to the IEA¹², **the energy sector is largely responsible for the greater part of emissions** produced by human activity and its decarbonization is thus key to avoiding the potential effects of climate change. Under the net-zero pathway developed by the IEA, by 2030 the global economy will have grown by 40%, but must use 7% less energy than today. **Energy efficiency and the electrification of final consumption** (given that, as an energy carrier, electricity is intrinsically efficient) will be the key drivers of decarbonisation. The real enabler of this transformation is **electricity as an energy carrier**, given the high level of intrinsic efficiency of final uses based on this carrier (resulting from thermodynamic laws and thus independent of any effective technological development): an electric vehicle is from 3 to 5 times more efficient than any technology based on the use of liquid or gaseous fuels, whilst a heat pump is 5-6 times more efficient than any fuel-based alternative.

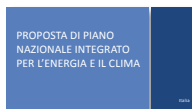
Europe's approach to shaping the future of its energy sector is set out in the guidelines and regulations in the European Union's **Clean Energy Package**, adopted at the end of 2018 in response to the commitments made in the Paris Agreement. The bar was further raised in terms of targets for cutting emissions, renewable energy and energy efficiency, with the publication, at the end of 2019, of the **Green Deal**. This aims to transform the European Union into a net-zero economy by 2050. This will require us to **cut greenhouse gas emissions by at least 55%** by 2030 compared with 1990 levels. In addition, on 14 July 2021, the European Commission presented a package of proposals aimed at achieving the targets set for 2030 and 2050. The package, called **Fit for 55**, has strengthened the guidelines with 8 revisions of existing legislation and 5 new proposals. On 15 December 2021, the Commission also presented the second part of the package of proposals.

At national level, with reference to 2030, the National Integrated Energy and Climate Plan (PNIEC) remains our reference scenario, with the aim of adding 40 GW of renewable energy capacity by 2030, equally distributed between north and south. However, the targets in the PNIEC will have to be revised in line with the Green Deal. This will mean **adding 60/70 GW of new renewable capacity**, requiring the installation of approximately 6-8 GW of new capacity each year (to date the figure stands at around 1 GW per year). This will enable renewable to meet at least 65% of consumption, compared with the 55% initially targeted. In addition, as regards transport, the PNIEC envisages that there will be 6 million more electric vehicles on the roads by 2030, whilst there are expected to be around 4 million more heat pumps for summer and winter use installed in homes and approximately 10 GW/50 GWh in additional (hydroelectric and electrochemical) storage capacity in the next 10 years. These goals will also have to be raised as part of the process of adopting the new EU targets.

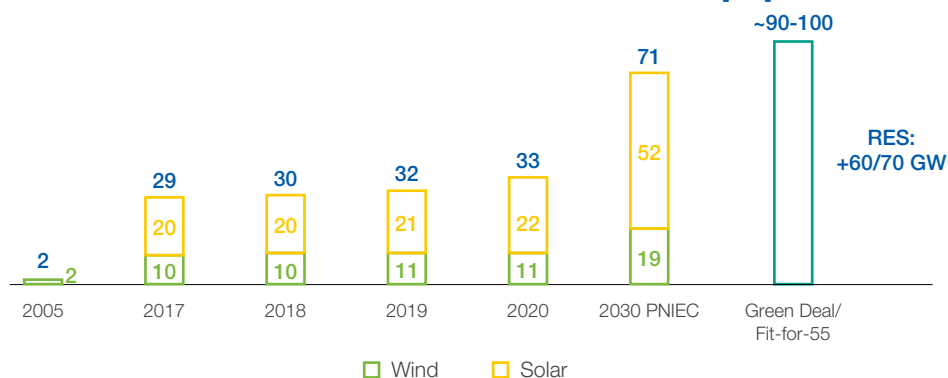
¹¹ PWC 2021.

¹² IEA: International Energy Agency. "Net Zero by 2050" report.

The Italian approach: EFFICIENCY FIRST AND DEVELOPMENT OF RES




WIND AND SOLAR INSTALLED CAPACITY TRENDS THROUGH TO 2030 [GW]



Consumption of electricity is thus destined to rise: the PNIEC predicts that **electricity demand will total approximately 331 TWh by 2030**. As highlighted earlier, given the growing adoption of electric-powered heating and cooling systems for buildings, electric vehicles and the increased electrification of consumption in general, we expect a further increase in demand between 2030 and 2040. The figures for electricity demand are clearly also subject to revision based on how Italy plans to meet the Green Deal goals.

European driver: CO₂ EMISSIONS TARGETS



To achieve these objectives, it will be necessary to implement a series of actions:



INVESTMENT IN INFRASTRUCTURE

Develop grid infrastructure to enable the integration of renewable sources and the large-scale electrification of final consumption.

For Terna, investment of €18.1 billion over 10 years (up 25% on the 2020 Development Plan) **to deliver on the PNIEC**: strengthening the grid and overseas interconnections, digitalisation, investment in boosting resilience, inertia and voltage regulation;

develop infrastructure to enable the integration of RES;

accelerate consents processes that today represent the main obstacle to achieving decarbonisation targets.



DEVELOPMENT OF RES

Increase the pace of deployment, giving priority at administrative level to the deployment of RES and simplifying the consents processes for plant installation;

ensure adequate security of supply, leveraging the **range of technologies available**;

ensure a coherent approach at both the **planning and installation** stages in terms of timing and geographical location.

For Terna, guide the correct choice of **technology mix** and **location for plants**, diversifying sources of supply;

confirm the use of **reverse auctions**.



STORAGE

Deploy **new hydroelectric and electrochemical storage systems** to manage overgeneration, grid congestion and **residual load ramping events**, and provide high-quality services to the system.

For Terna, identify the **optimal amount and mix of technologies**.



MARKET DEVELOPMENTS

Identify a **correct market design mix** to achieve an optimal combination of forward markets (RES auctions, storage auctions, the Capacity Market) and spot markets, for both energy and services markets;

broaden the participation of **"new" resources** (RES, EVs, DSR) in the provision of **flexibility services**.

For Terna, open up the **dispatching services market** (DSM) to resources that are currently not enabled, as non-conventional resources (Virtually Aggregated Mixed Units, the Fast Reserve, the secondary pilot and voltage regulation).

In brief, the coordinated development of non-programmable renewable sources, electricity infrastructure and storage systems, accompanied by greater penetration of electricity as an energy carrier and market developments, have a key role to play in the ecological transition. This is needed not only to combat climate change and boost environmental sustainability, but also to reduce the country's energy dependence, limit energy price pressures due to commodity costs (gas and CO₂), and to drive the country's economic growth and technological research and innovation.

This represents an extremely challenging, long-term commitment, which will require a **coordinated approach to timing and geographical location to channel the massive investment being undertaken by operators in a way that is in keeping with the related plans**. This transformation is a major opportunity to boost Italy's competitiveness: the country's lack of energy resources has historically meant that energy costs were higher than the European average and that the country was highly dependent on imported energy. This situation has been highlighted by recent tensions regarding the import of gas from Russia. In this new scenario, Italy will see a reduction in its energy dependence and could enjoy far more competitive energy costs thanks to the availability of sun and wind.

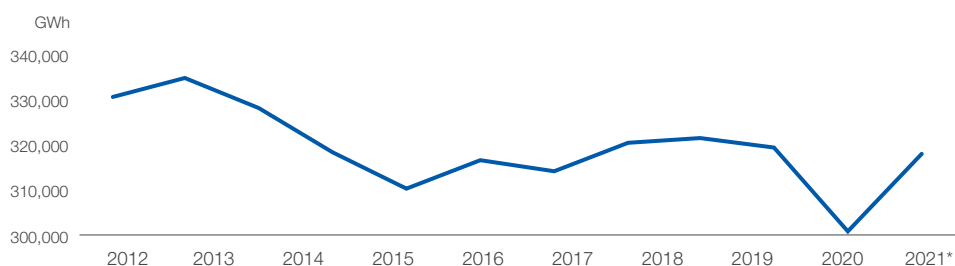
The investment planned for the coming years will determine our country's strategic position in the global economic system of the future. **Terna is thus driving the transformation of the energy system as part of the country's ecological transition**. This commitment also takes the shape of efforts to promote ever **closer strategic cooperation with other players in the sector**, including through the membership of various European bodies (e.g. ENTSO-E) and partnerships with other European TSOs (e.g. the Equigy initiative, whose partners, in addition to Terna, include the TSOs TenneT, TransnetBW, Swissgrid and APG).

Share of demand met from RES

ELECTRICITY DEMAND AND PRODUCTION IN ITALY

Terna monitors domestic demand trends and takes appropriate actions, in full implementation of EU directives.

DEMAND TREND OVER THE LAST 10 YEARS



* Provisional data

Demand for electricity in Italy

Demand for electricity in Italy amounted to 318,075 GWh in 2021 (provisional data), an **increase of 5.6% compared with 2020**, which recorded a decline of 5.3% compared with the previous year.

ELECTRICITY BALANCE IN ITALY (GWh)*	2021**	2020	CHANGE	% CHANGE
Net production	278,109	271,648	6,461	2.4%
From overseas suppliers (imports)	46,564	39,790	6,774	17.0%
Sold to overseas customers (exports)	(3,771)	(7,590)	3,819	(50.3%)
For use in pumping***	(2,827)	(2,668)	(159)	6.0%
Total demand in Italy	318,075	301,180	16,895	5.6%

* Does not include demand for energy for ancillary services related to electricity production.

** Provisional data.

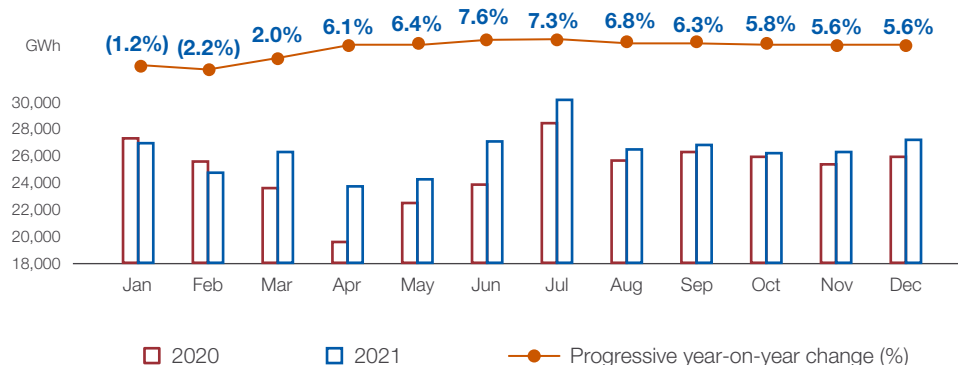
*** Electricity used for pumping water for subsequent use in the production of electricity or as a way of immediately balancing overproduction.





Monthly demand for electricity in Italy in 2021, compared with the previous year, performed differently in the months of January and February with respect to the following months. Despite a slight fall due partly to the calendar effect (fewer working days), monthly demand for electricity in the first two months of the year was comparable to the same period in the previous year. However, from March electricity demand increased considerably, reflecting the downturn in demand in 2020 due to the total lockdown and the shutdown of productive activity in response to the Covid-19 emergency last spring (following issue of the Cabinet Office Decree of 9 March 2020).

MONTHLY DEMAND FOR ELECTRICITY*



* Provisional data.



Meeting demand and energy production

In 2021 (provisional data) approximately **36% of total energy demand was met from renewable energy sources**. The value of production from renewable sources was stable compared with the previous year, whilst the percentage met from these sources is slightly down due to the increase in overall demand for electricity.

In terms of the performance of the various renewable sources, there were increases in photovoltaic production (up 2.1%) and wind production (up 10.8%), which in effect offset the significant drop in hydro production (down 5.4%).

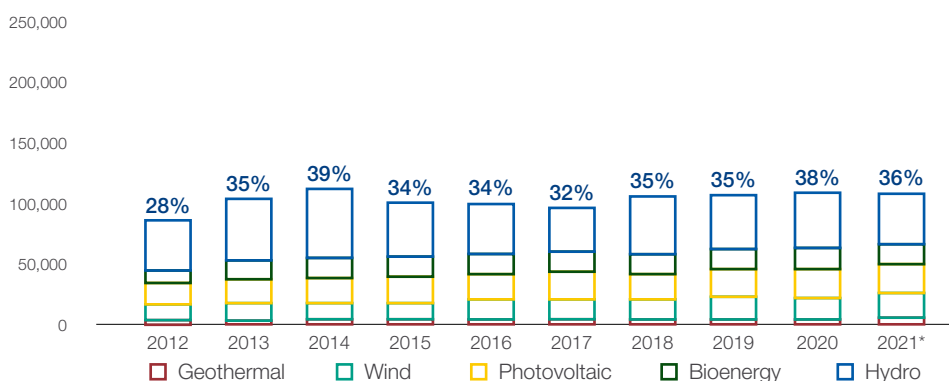
In this context, with the European drive towards decarbonisation and the strong penetration of renewables, high-voltage grids continue to play a key role in enabling the growth in renewable generation capacity. Development of the power grid is thus crucial in responding to the increased amount of electricity fed into the system from renewable sources, above all those of an intermittent nature, such as wind and photovoltaic. Despite this, even on days when the situation was at its most critical, the robustness of grid infrastructure and Terna's actions in managing the system meant that major problems on the national grid were avoided.

The two charts on the left show the performance of renewable production in Italy over recent years, compared with the performance of thermoelectric production over the same time period.

PERFORMANCE OF PRODUCTION SOURCES AS A PROPORTION OF DEMAND ¹³

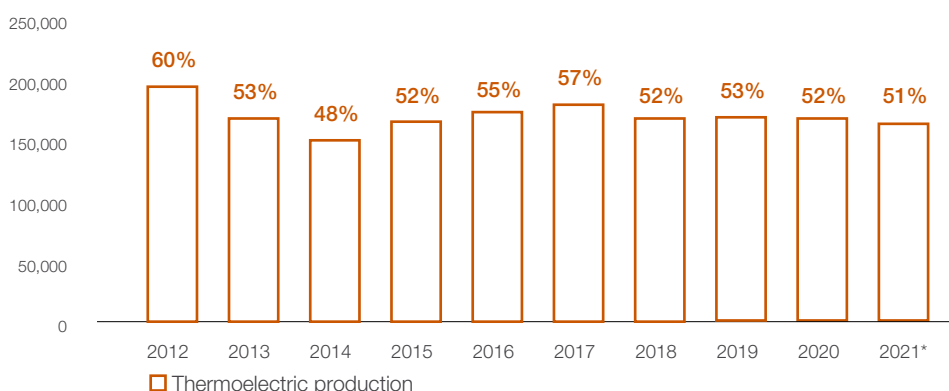
Renewable sources

GWh



Traditional sources

GWh



* Provisional data.

¹³ The percentages shown in the two charts compared refer to the share of demand met from renewable sources and thermoelectric sources (traditional sources).

As can be seen from the charts, Italy met the target set in European Community directives, which required that renewable sources account for over 27% of demand by 2020, from as early as 2012 and has continued to do so.

NUMBER OF HOURS IN WHICH THE VOLUME OF DEMAND MET FROM RENEWABLE SOURCES EXCEEDED THE THRESHOLDS

	>30%	>40%	>50%
2019	6,117	2,622	701
2020*	6,467	3,621	1,509
2021**	6,146	2,745	885

* A leap year.

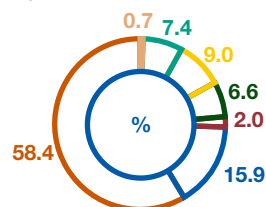
** Provisional data.

Considering that there are 8,760 hours in a year (8,784 in a leap year), the trend in the last three years shows an overall increase in the number of hours during which the volume of demand met from renewable energy sources exceeded the thresholds of 30% and 40% (it should be noted that the increase in 2020 is positively influenced by the impact of the Covid-19 pandemic, with the increase in the related percentages linked to the shutdown of productive activity and the resulting collapse in demand for electricity).

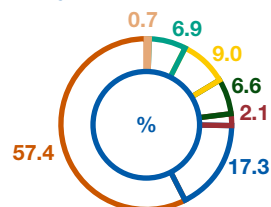
This reflects both an increase in renewable installed capacity and increasingly integrated management of the different available sources of generation and an easing of the restrictions on exchanges between different market areas.

NET ELECTRICITY PRODUCTION BY SOURCE

2021*
278.1 TWh



2020
271.6 TWh



- Net wind production
- Net photovoltaic production
- Net biomass production
- Net geothermal production
- Net renewable hydro production
- Net thermoelectric production
- Net non-renewable hydro production

* Provisional data.



Regulatory framework

Terna operates as a natural monopoly and within a market regulated by the **Regulatory Authority for Energy, Networks and the Environment (ARERA)**, or the *Autorità di Regolazione per Energia Reti e Ambiente*, which determines the level of regulated revenue for transmission and dispatching activities, currently representing approximately 86.5% of the Group's total revenue.

In Resolutions 653/2015/R/eel, 654/2015/R/eel and 658/2015/R/eel, ARERA set the tariff regime for electricity transmission, distribution, metering and dispatching services and regulations regarding the quality of the transmission service for the fifth regulatory period (sub-period "NPR1", 2016-2019). The regulatory framework for the second four-year period (sub-period "NPR2", 2020-2023) was revised by Resolutions 567/2019/R/eel, 568/2019/R/eel and 574/2019/R/eel.

The framework for the period 2020-2023 (NPR2) is broadly in line with the criteria applied in the previous four-year period from 2016 to 2019 (NPR1), with the principles for recognising the cost of capital (rate of return) and operating costs (price cap and profit sharing) unchanged with respect to the previous regime. The most important change regards readmission of the return on fixed assets in progress, under a mechanism that reflects the related expenditure in tariffs based on rates of return differentiated on the basis of how long ago the expenditure was incurred and for a maximum of four years (beyond four years, the tariff will take into account interest expense incurred whilst work was in progress)¹⁴. The change will enable operators to recover earlier costs, together with those relating to the Italy-France Interconnector project.

At the end of NPR2, the regulations provide for adoption of a Totex/Output-based approach. This recognises costs based on total expenditure incurred (operating and capital expenditure) and focuses more on outputs and the levels of service provided.

In Resolution 583/2015/R/com, ARERA announced the procedure for determining and revising the **Weighted Average Cost of Capital (WACC)** for a period of six years (2016-2021). This applies to infrastructure services in the electricity and gas sectors and is subject to revision, mid-way through the period, which, with Resolution 639/2018/R/COM, enabled adjustment of the allowed WACC in a predictable and transparent manner in keeping with the economic cycle. The WACC for the period 2019-2021 has been set at 5.6% for the transmission service. In Resolution 614/2021/R/com, ARERA set out the procedure for determining and revising the WACC for the various regulated infrastructure services in the electricity and gas sectors in the 2022-2027 period, setting a WACC of 5.0% for the transmission service in 2022. In this Resolution, ARERA confirmed the adoption of a mechanism for revising key macroeconomic parameters at the end of the first three years (2022-2024) and also envisaged the possibility, in the same three-year period, of a further annual revision if the change observed in the key market parameters used in the calculation formula were to result in a change in WACC of at least 0.5%.

A number of key aspects of regulation in the fifth regulatory period are described below, with regard to allowed revenue for transmission and dispatching services.

¹⁴ When reviewing transmission tariffs for 2020, ARERA also accepted Terna's request for the partial readmission of the Italy-Montenegro Interconnector project among the list of strategic projects in the regulatory period 2012-2015. This means restoring the return on the related LICs not already included in the tariffs, in relation to the share of public investment (not covered by the interconnectors).

Transmission revenue makes up the most significant portion of regulated revenue and is generated from application of the related transmission charge (**TC**), billed by Terna to distributors connected to the National Transmission Grid. This charge pays for the transmission services provided by all transmission service operators, including the owners of residual portions of the grid (external to the Terna Group), and is divided into two components: a power component (equal to 90% of revenue, expressed in euro cents/kW/year) and an energy component (10% of revenue, expressed in euro cents/kWh).

Transmission revenue makes up the most significant portion of regulated revenue

The **dispatching service charge (DSC)** aims to recompense Terna for carrying out the activities relating to the dispatching service and is billed by Terna to users of the dispatching service in proportion to the quantity of energy dispatched.

Allowed costs that combine to determine the TC and DSC components are attributable to three main categories, as summarised below.

THE MAIN TYPES OF ALLOWED COST

Determined on the basis of the Regulated Asset Base (RAB) and the Weighted Average Cost of Capital (WACC). The RAB represents net invested capital for regulatory purposes. It is revalued annually on the basis of data from ISTAT (Italy's Office of National Statistics) on the change in the deflator applied to gross fixed investment and revised on the basis of the performance of investment and disposals. The WACC represents the weighted average cost of equity and debt.

1. To cover the return on capital (RAB)

The methods of determining and revising the WACC are established by the regulator.

Allowed depreciation (calculated on the basis of an asset's useful life for regulatory purposes) is revalued annually based on the change in the deflator applied to gross fixed investment.

2. To cover depreciation

Allowed costs are determined by the regulator at the beginning of the regulatory sub-period, based on operating costs recognised during the relevant year, increased by any remaining portions of additional efficiencies achieved in previous regulatory periods.

3. To cover operating costs

The resulting amount is revalued annually to take account of inflation and reduced by an efficiency factor designed to ensure that additional efficiencies are, over time, passed back to end users in full.

In addition to the above items, a portion of the remuneration of transmission and dispatching services derives from regulatory incentives linked to the achievement of specific objectives, such as improvements in the quality of the transmission service, increases in transmission capacity between market areas, relieving congestion within those areas, network constraints and conditions for essential service provision, and reductions in dispatching services market costs, in accordance with the provisions of ARERA Resolutions 567/2019/R/eel, 699/2018/R/eel and 597/2021/R/eel.

4. Output-based regulation

The value creation process

The objective of creating value over time is at the heart of all organisations. The growing realisation that a business's activities have social and environmental impacts has given birth to a sustainable approach to doing business. This has provided the tools enabling us to identify, monitor and measure such aspects using specific indicators, mitigating any resulting risks and helping to boost the resilience of all business processes.

Starting from solid principles, which in Terna's case, are enshrined in our Code of Ethics and reflected in the way our strategies are influenced by the Sustainable Development Goals, the creation of value is thus a process shaped by the legitimate expectations of stakeholders and increasingly urgent and unavoidable environmental considerations.

This section of the Report describes Terna's approach to creating value over time, with the aim of achieving sustainable development.

Benchmark SDGs

The United Nations' Sustainable Development Goals ("SDGs"), form the heart of the 2030 Agenda, represent a benchmark closely linked to our mission and the strategic objective of implementing a new carbon-free model based on the use of renewable energy sources.

Delivery of the energy transition is an objective fully in line with achievement of SDGs 7 ("Affordable and clean energy"), 9 ("Industry, innovation and infrastructure") and 13 ("Climate action"). Meanwhile, SDG 17 ("Partnership for the goals") can provide an additional push in terms of speeding up the timeline and improving overall quality.

TERNA'S BENCHMARK SDGs

7 AFFORDABLE AND
CLEAN ENERGY



Ensure access to affordable, reliable, sustainable and modern energy for all.

9 INDUSTRY, INNOVATION
AND INFRASTRUCTURE



Build resilient infrastructure, promote inclusive and sustainable industrialisation and foster innovation.

13 CLIMATE
ACTION



Take urgent action to combat climate change and its impacts.

17 PARTNERSHIPS
FOR THE GOALS



Strengthen the means of implementation and revitalise the global partnership for sustainable development.

Taken as a whole and including general sustainability considerations able to create value in the medium- to long-term, the SDGs are also a clear benchmark from an operational standpoint to which Terna's refers in carrying out its activities. These SDG's steer Terna towards achieving environmental objectives (e.g., efficient use of natural resources, respect for the environment, reduction of CO₂ emissions, the reduction and recycling of waste), social objectives (quality education, respect of human rights and gender equality) and sound governance objectives (fighting corruption and transparent reporting), as shown in the materiality matrix (see page 42).

In this sense, Terna also strives to achieve SDGs 4 ("Quality education"), 5 ("Gender equality"), 8 ("Decent work and economic growth"), 10 ("Reduced inequalities"), 11 ("Sustainable cities and communities"), 12 ("Responsible consumption and production"), 15 ("Life on land") and 16 ("Peace, justice and strong institutions").

BENCHMARK SDGs FOR THE MANAGEMENT OF TERNA'S ACTIVITIES



Ensure inclusive and equitable quality education and promote lifelong learning opportunities for all.



Achieve gender equality and empower all women and girls.



Promote sustained, inclusive and sustainable economic growth, full and productive employment and decent work for all.



Reduce inequity within and among countries.



Make cities and human settlements inclusive, safe, resilient and sustainable.



Ensure sustainable consumption and production patterns.



Protect, restore and promote sustainable use of terrestrial ecosystems, sustainably manage forests, combat desertification, and halt and reverse land degradation and halt biodiversity loss.

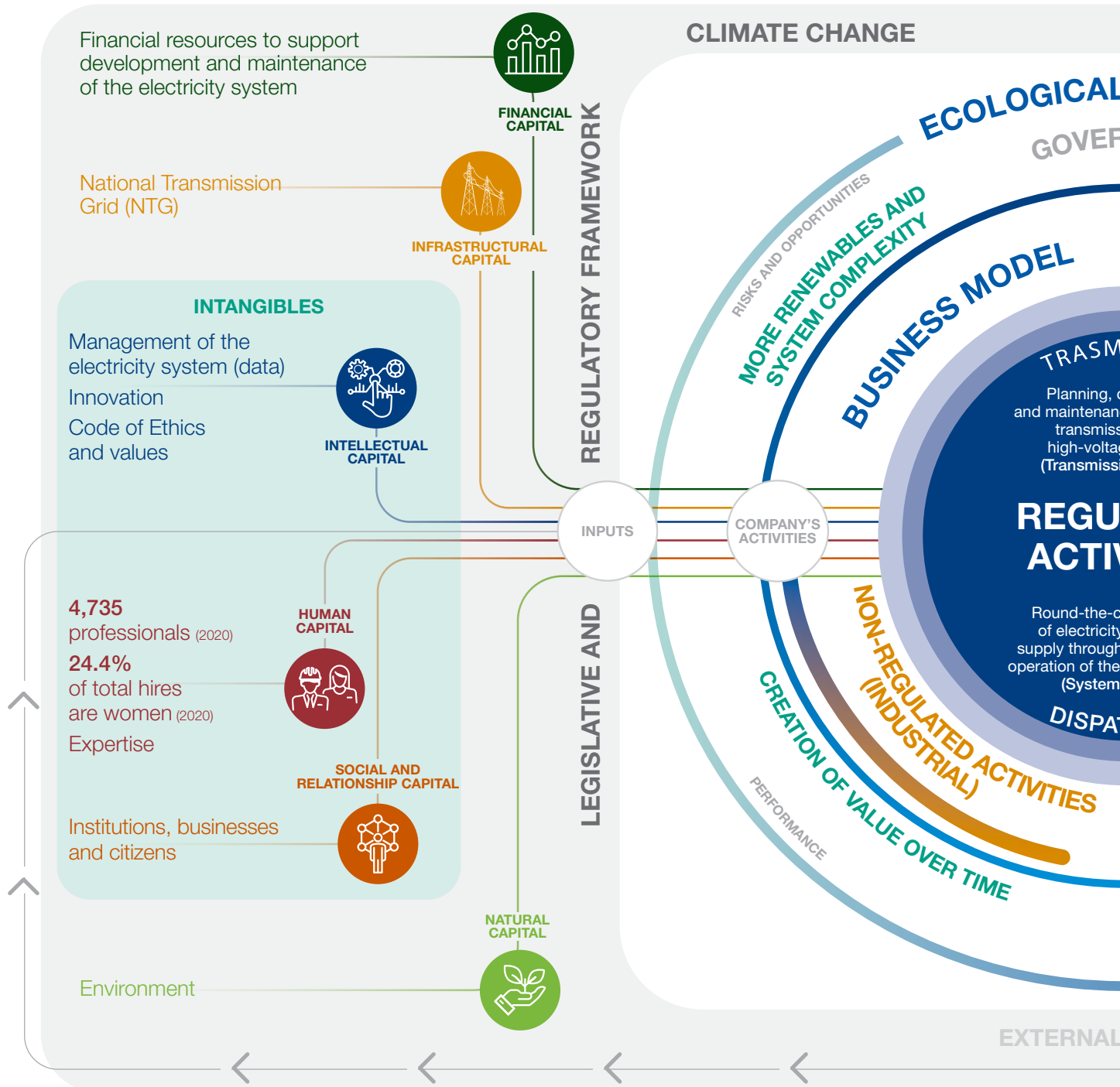


Promote peaceful and inclusive societies for sustainable development, provide access to justice for all and build effective, accountable and inclusive institutions at all levels.

The value creation process and the business model

Terna's **process for creating value over time**¹⁵ is based on shaping a medium- to long-term **strategy** focusing on delivery of the **energy transition**, the essential foundation on which to build a new decarbonised, sustainable economic model. This means making the best possible use of all the **capitals** at the Company's disposal, beginning with the external environment in which we operate and the potential economic, financial and ESG risks and opportunities, in order to develop a **sustainable business model**.

PROCESS FOR CREATING VALUE OVER TIME



¹⁵ Terna has adopted the principle-based framework proposed by the International Integrated Reporting Council ("IIRC"). The guiding principles are: (1) Strategic focus and future orientation, (2) Connectivity between information, (3) Stakeholder responsiveness, (4) Materiality, (5) Conciseness, (6) Reliability and completeness, (7) Consistency and comparability. These form the basis of the framework. Their almost total coincidence with the guiding principles in the GRI standard 101 – Foundation setting out the content of quality ESG reporting further strengthens the structure of this Report.

Scenarios,
strategy and the
creation of value

Corporate governance,
risk management
and opportunities

The Group's
business

Intangible
capitals

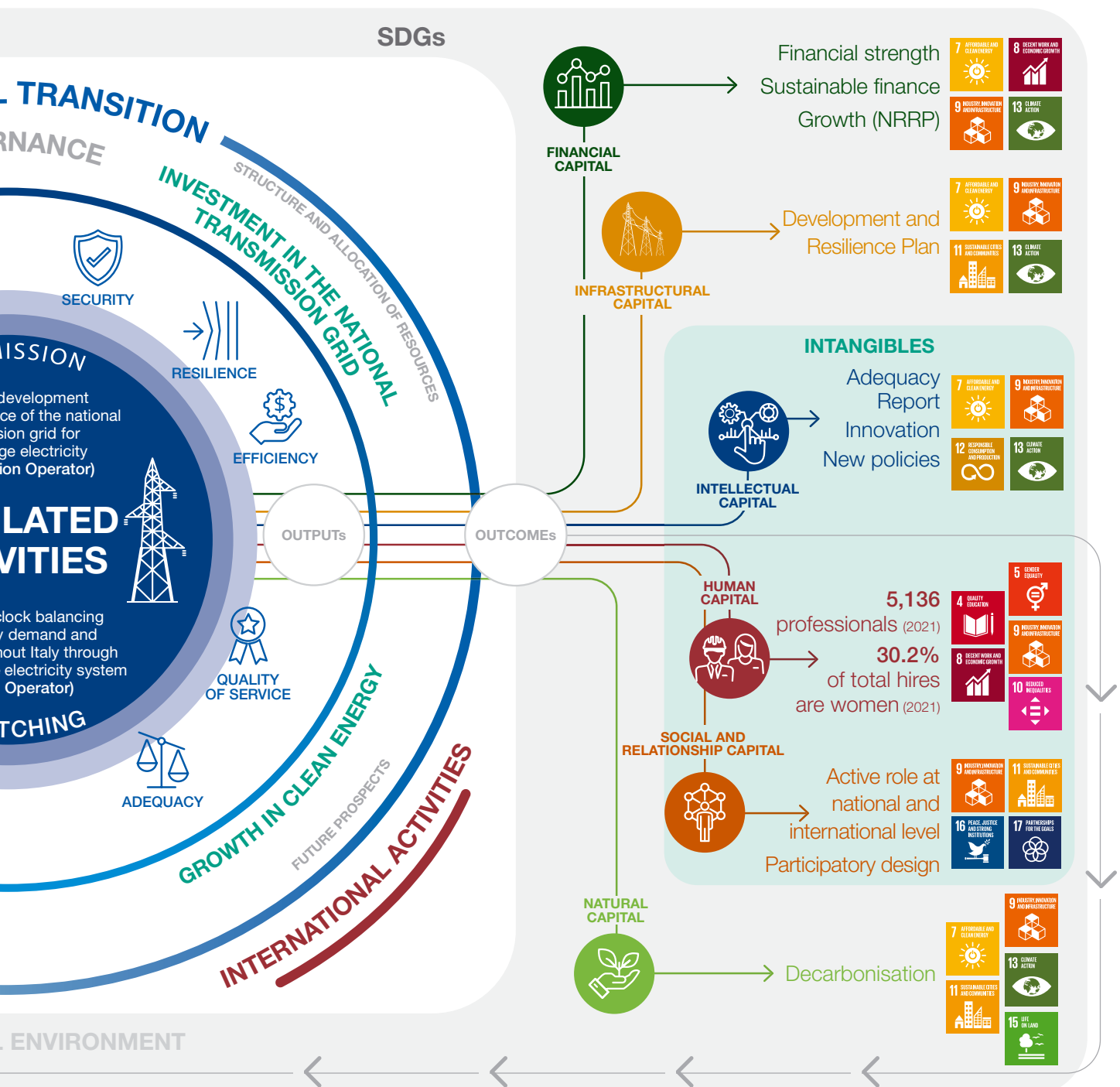
Natural
capital

About NFS

Independent limited
assurance report on
the NFS for 2021

Annexes

Starting from the available capitals, this model brings together the external scenario, the Group's strategy, its governance, risk management and the related potential opportunities, and future prospects to shape our performance, which in turn drives further development of the different capitals. Terna's model, built around three separate areas of business (Regulated Activities, Non-regulated Activities and International Activities) corresponding with the core business (Electricity Transmission and Dispatching) and the two complementary deregulated areas of operation, is designed to pursue **sustainable growth**. By maximising the impact of all the available **capitals**, the model focuses all our operating activities on achievement of the single goal of delivery an inclusive energy transition, thus taking into account social needs.



The capitals

The capitals, as shown in the value creation process, represent the key resources at Terna's disposal to create value over the short, medium and long term. At the same time, the capitals determine the nature of the Company's outcomes through their continual combination and interaction, both within the Company and with the outside world.

The capitals thus represent the basic principle underpinning the process of creating value over time. This is because they are, at one and the same time, inputs that can be measured from one year to another, and outcomes that represent their ability to grow or change or to contribute to the achievement of the objectives set by the Company in its strategic plans.

The representation of Terna's ability to create value over time by developing our capital is the most effective response to growing demand for reporting that is not just aimed at financial stakeholders, whose are quite legitimately focused on making a return on their investment, but that also includes the intangible value generated for the benefit of all the other stakeholders and the environment in which the Company operates.

The different types of capital possessed by the Company can be aggregated within two larger categories: **tangible capitals** and **intangible capitals**. Only **natural capital** remains outside these categories, as it is a common good to be protected, also with future generations in mind.



TANGIBLE CAPITALS

Tangible capitals are the assets that are immediately perceptible within a Company's business, represented by available financial resources (**financial capital**) and capital assets (**infrastructural capital**) that constitute the tangible basis on which to create value over time. These capitals represent the cornerstones of Terna's **operating activities** (described in detail in section 3, "The Group's business").



FINANCIAL CAPITAL

Terna's financial resources are essential to delivering the investment needed to support the ecological transition and maintain and develop the infrastructure managed by the Company.

INPUTS

We finance our business through the generation of cash from **operating activities** and through **debt** consisting of bonds and loans at sustainable rates from the European Investment Bank. **Share price** and **dividend** growth over time guarantee a return on equity.

OUTCOMES

An increasingly ambitious plan for **new investment** accompanied by **continuing improvements** in our **operating and financial performance**. A cost of debt below the market average and a TSR of 18.8% (2021) from 9.4% (2020).



INFRASTRUCTURAL CAPITAL

The National Transmission Grid ("NTG") is the backbone and enabling factor of the ecological transition.

INPUTS

Terna is the largest independent electricity transmission system operator in Europe. In our role as **Transmission System Operator ("TSO")** and **System Operator ("SO")**, we manage the Italian transmission grid, working to develop and integrate the European grid and guaranteeing equal access to all grid users.

OUTCOMES

The **2021 Development Plan** sets out the aims and criteria forming the basis for planning the future NTG, within the Italian and European context: under the Plan, Terna will invest **over €18 billion** in the next 10 years in more than **30 strategic projects**.

The **Resilience Plan**, enabling us to take the action necessary to make power lines more able to withstand the impact of extreme weather events.

INTANGIBLE CAPITALS

Intangible capitals are not immediately perceptible but are key to creating and preserving value over time. This category includes the knowledge and expertise of Company's workforce (**human capital**), its innovation and organisational capability (**intellectual capital**) and stakeholder relations (**social and relationship capital**).



INTELLECTUAL CAPITAL

Terna considers intellectual capital to consist of the know-how, skills, sense of loyalty and innovation capabilities shown by the Company's people, but also the key data assets used in managing the electricity system.

INPUTS

Terna has identified cross-cutting elements of this capital that contribute to enabling the ecological transition, such as **policies, guidelines, certifications, patents and know-how**.

One of the main enabling factors for the Company, forming part of this capital, is **innovation**, reinforced by the continuous **digitalisation** of processes.

The cornerstone of everything is represented by the key data that the TSO gathers and processes in **managing the electricity system** and on which it bases its statistics, scenarios and analysis, but also processes, maintenance activities and the strategic development of assets.

OUTCOMES

Innovative projects, of which 70% focus on maintenance of the national transmission grid and on dispatching, involving the increased use of robotics, drones and augmented and virtual reality to improve processes and outcomes.

A total of 69 high value added projects have been mapped as of 2021 and **8 patent applications** were filed during the year.

The **Adequacy Report for Italy**, in which Terna provides an assessment of the generation resources needed to ensure the adequacy of the electricity system over a ten-year period.



HUMAN CAPITAL

For Terna, people represent a key enabling factor for the ecological transition.

INPUTS

People, with their **skills developed and updated** through **continuous training**, are a key capital for achieving the goals set out in the Industrial Plan.

People are also individuals with rights to be guaranteed and protected: this is the sense behind our approach to health and safety, but also to diversity and inclusion and, more generally, to the adoption of company welfare policies and the promotion of new ways of working.

OUTCOMES

Continuous renewal of our distinctive technical expertise, often rare or unique in the electricity industry.

NexTerna, a cultural transformation programme designed to lead Terna's professionals towards new ways of working, touching every aspect of what we do: from the definition of a new inclusive leadership model to alternative ways of using physical and virtual space.

Constant attention to occupational safety, intensified by the fact that many activities are exposed to particular risks, such as working at height and maintenance work on live power lines.



SOCIAL AND RELATIONSHIP CAPITAL

Social and relationship capital regards the quality of the relationships cultivated and consolidated with all our stakeholders, whose engagement plays a key role in ensuring that they can participate and share in the Company's activities.

INPUTS

Citizens, businesses, institutions, electricity companies, financial analysts, the media, the world of universities and research: Terna attaches enormous importance to **stakeholder relations**, ensuring an ongoing focus on their legitimate expectations and interests, through specific **engagement initiatives**, based on established communication channels.

A key resource in planning and achieving the Company's objectives is **the involvement of all stakeholders in the process of creating value over the short, medium and long term**.

OUTCOMES

Continuous relations at institutional level in Italy to contribute through the development of electricity infrastructure to the country's growth, and within Europe to share and capitalize on the Company's best practices.

Engagement programmes, including through the use of digital channels.

Meetings and social, cultural and environmental initiatives aimed at local communities, with whom dialogue is considered to be strategic importance for investment in the electricity grid.

Content, tools and dialogue and communication channels, both traditional and innovative.



NATURAL CAPITAL

The natural ecosystem that all businesses are part of, and in which they operate to create value over time, is a shared capital, the most important and the most fragile. The particular nature of this capital commits Terna to finding the correct balance between satisfying the community's energy needs and its responsibility for protecting and preserving the environment and biodiversity. The resulting solutions ensure that we are able to supply the country with the electricity it needs whilst delivering reliability, value for money and sustainability.

INPUTS

To preserve **natural capital** Terna has committed to achieving ambitious environmental goals, in line with European programmes. In driving the ecological transition and as a TSO, we are committed to **developing the electricity grid** so we can meet a growing proportion of our energy needs from **renewable sources** and support **the electrification of consumption**, whilst at the same time achieving a progressive reduction in CO₂ emissions.

OUTCOMES

The formal adoption of a **Science Based Target ("SBT")**: Terna is committed to reducing its emissions by approximately 28% by 2030 compared with 2019 levels.

The materiality matrix

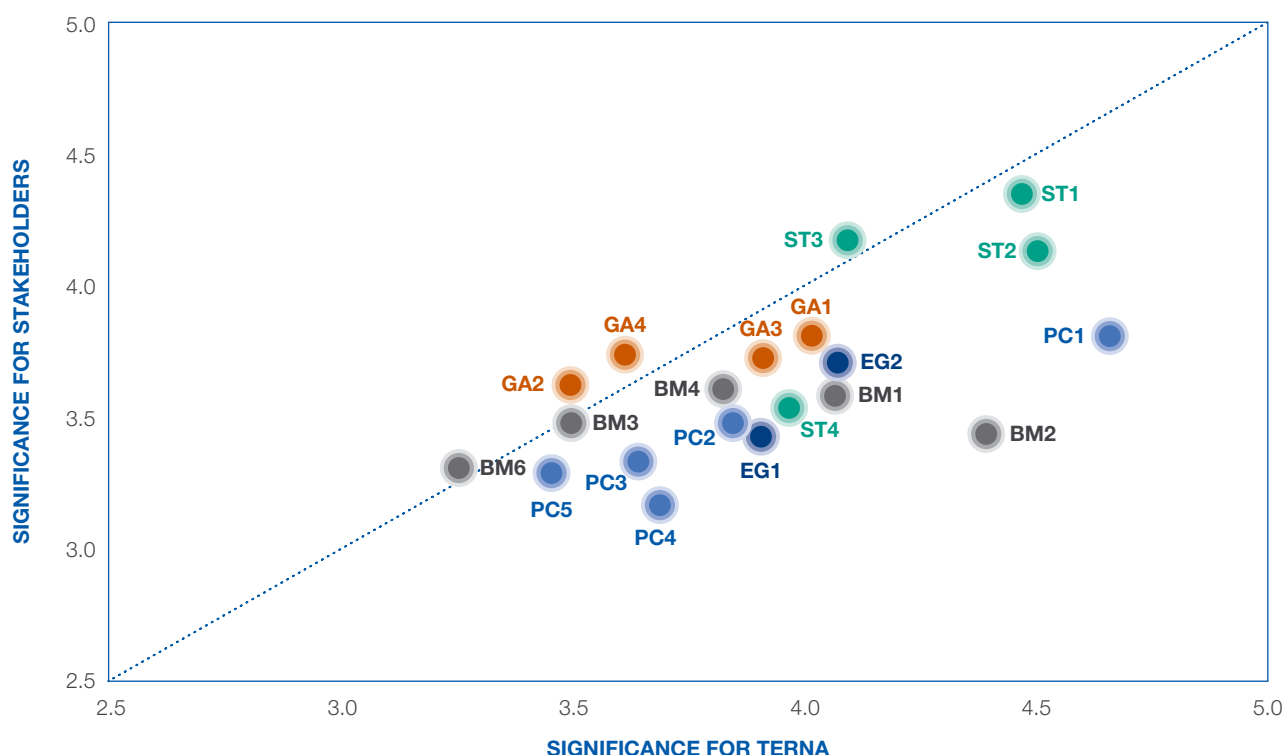
NFS

The materiality matrix offers a graphic summary of the materiality analysis, carried out annually with the aim of identifying, in consultation with the Company's managers and key stakeholders, the topics that are most significant for both groups.

This is a tool that is useful not only in terms of effective reporting – it is no accident that materiality (or significance) is one of the guiding principles adopted in the leading international reporting standards and in Legislative Decree 254/2016, which introduced the “Consolidated non-financial statements” – but also from a strategic planning viewpoint and, more generally, in external communication with stakeholders. Indeed, the topics included in the matrix are directly reflected in the value creation process and, even more explicitly, in the business model.

The following materiality matrix is the result of the analysis conducted at the end of 2021. Details of the methodology are provided on page 260. In addition to showing individual topics, the key also highlights the connection with the related SDGs, the matching criteria used by the Sustainability Accounting Standards Board (“SASB”) and the main capital involved.

MATERIALITY MATRIX



Scenarios, strategy and the creation of value

Corporate governance,
risk management
and opportunities

The Group's
business

Intangible
capitals

Natural
capital

About NFS

Independent limited
assurance report on
the NFS for 2021

Annexes

AREA	MATERIAL TOPIC	CAPITAL	SASB	SDGs
ETHICS AND GOVERNANCE MODEL	EG1: Governance model effectiveness			
	EG2: Business integrity			
	BM1: Strategic approach to stakeholder management			
BUSINESS MANAGEMENT	BM2: Delivering on financial and performance goals			
	BM3: Information security			
	BM4: Optimal management of relations with local stakeholders			
	BM5: Growing and diversifying the business			
	BM6: Supply chain sustainability			
	BM7: Innovation and digitalisation			
	ST1: Delivering the ecological transition			
TRANSMISSION SERVICE	ST2: Quality, security and continuity of the electricity service			
	ST3: Grid resilience			
	ST4: Economic impacts on the community			
	GA1: Mitigating the impact of infrastructure			
MANAGEMENT OF ENVIRONMENTAL IMPACT	GA2: Protecting biodiversity			
	GA3: Reducing the Group's CO ₂ emissions			
	GA4: Reuse and recycling of materials			
	PC1: Workplace health and safety and workers' rights			
PEOPLE AND COMMUNITIES	PC2: HR development			
	PC3: Promoting wellbeing within the workforce			
	PC4: Advancement of inclusion and diversity			
	PC5: Social responsibility initiatives			

Key to Capitals

Financial capital

Infrastructural capital

Human capital

Intellectual capital

Social and relationship capital

Natural capital

The material topics BM5 (Growing and diversifying the business) and BM7 (Innovation and digitalisation) were below the minimum materiality threshold based on a distribution of the scores for overall significance – provided by adding up the significance scores for stakeholders and Terna – and by the distribution of significance for Terna. This is the reason why these two topics have not been inserted in the materiality matrix.

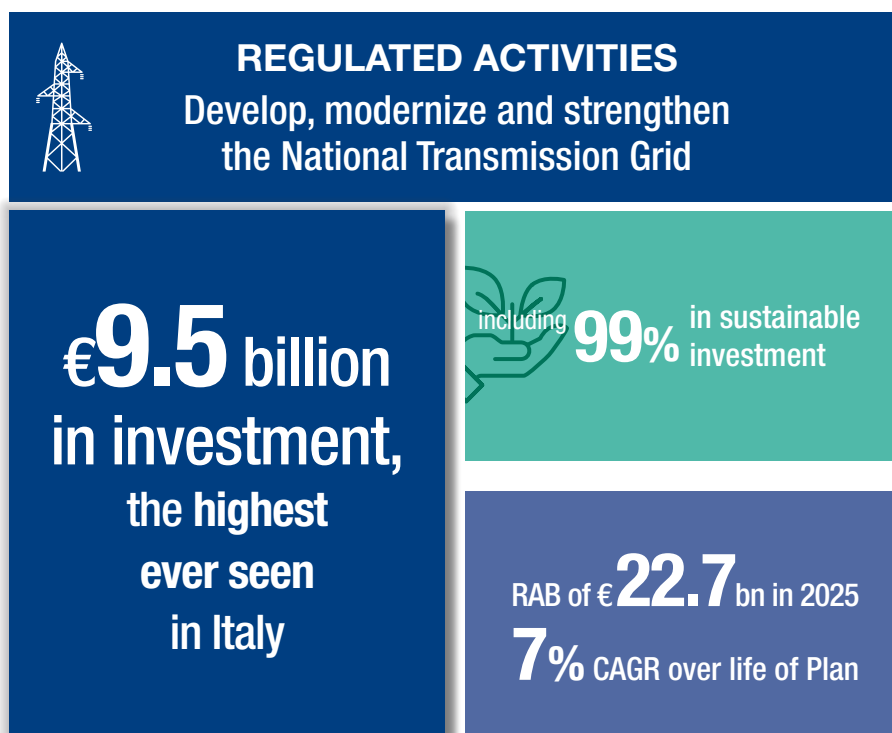
2021-2025 Industrial Plan

DRIVING ENERGY - Update

The **updated 2021-2025 Industrial Plan, “Driving Energy”**, approved by the Board of Directors on 24 March 2022, envisages **total investment of €10 billion**, enabling Terna to accelerate its commitment to the country's ecological transition, energy independence and decarbonization. This will strengthen our role in driving the Italian electricity system, in keeping with the challenging objectives set in the National Integrated Energy and Climate Plan (“PNIEC”) and the targets in the EU's Green Deal, which aim to cut greenhouse gas emissions by at least 55% by 2030.

The key driver in the 2021-2025 Industrial Plan is **sustainable investment**, a concept embedded in the Company's value creation process and in the benefits for the system and the environment. Terna's capital expenditure, **99%** of which is classified as sustainable based on the eligibility criteria in the **EU Taxonomy**, targets the development of renewable sources. This will involve strengthening the transmission backbones that transport energy from points of production, increasingly located in Italy's southern regions, to where demand is highest in the

Driving the Ecological Transition



north of the country. This will be made possible by resolving issues caused by grid congestion and further development of cross-border interconnections. Thanks to its strategic geographical location, Italy will thus be able to reinforce its **role as a European and Mediterranean electricity transmission hub**, becoming a leading player at international level.

The Terna Group's development initiatives will focus on three strategic areas: **Regulated Activities in Italy, Non-regulated Activities and International Activities**.

In terms of **Regulated Activities in Italy**, which continue to represent the Group's core business, Terna plans to invest **€9.5 billion** in developing, modernising and strengthening the national transmission grid, confirming our role in driving the energy transition and enabling an increasingly complex, sustainable and innovative electricity system. This investment, focused on increasing the country's energy security, will generate major benefits for the system as a whole, with a significant multiplier effect.

The planned investment will increase the **value of our RAB** to **€22.7 billion in 2025**, with a CAGR of 7% over the life of the Plan. By the end of 2022, the value of the RAB will be €17.9 billion, compared with €16.9 billion at the end of 2021.

Enablers



NON-REGULATED ACTIVITIES

Technological, innovative and digital solutions to support the ecological transition

Contributing over **€450m** to EBITDA



INTERNATIONAL ACTIVITIES

Putting our competencies and know-how into grids worldwide

> Sale of LatAm assets

> Scouting for new opportunities in international markets



PEOPLE

Approx. **5,900**
Number of employees in 2025

NexTerna continues
first major project milestones
achieved in 2021

INNOVAZIONE E DIGITALIZZAZIONE

€1.2bn

invested
in digitalisation,
innovation
and new
technologies



Enablers

The updated 2021-2025 Industrial Plan targets increased **investment in development of the national transmission grid**, which is due to **total €5.6 billion**. This is primarily linked to the construction of high-voltage direct current lines with the aim of resolving grid congestion, boosting transmission capacity between the various market areas, fully integrating renewable sources and improving quality of service. This type of investment will also involve the construction of submarine cable connections. The most important project is the Tyrrhenian Link, the power line that will connect Sardinia, Sicily and Campania and that will contribute to the development of renewable energy production and the phase-out of the most polluting coal- and oil-fired power stations. The other projects include Sa.Co.I.3, the interconnector linking Sardinia with Corsica and Tuscany, and the 'Colunga-Calenzano' power line between Emilia-Romagna and Tuscany.

Investment in **renewing and improving the efficiency of assets**, covering the reorganisation of existing infrastructure, with the replacement – where technically feasible – of overhead lines with underground cable, will amount to **€2.6 billion**.

Finally, Terna plans to invest a total of **€1.3 billion** in the **Security Plan**, over the life of the Industrial Plan, with the aim of boosting the system's technical and technological capabilities to increase system functionality.

Non-regulated Activities will help to generate new business opportunities thanks to the development of innovative, digital solutions in keeping with Terna's public service role in supporting the energy transition. These activities include:

- *industrial activities* in the field of transformers, thanks to the consolidation of Tamini, and in underground cables, leveraging the distinctive expertise in terrestrial cables acquired with Brugg Cables, to respond to the system's growing needs in both sectors;
- *connectivity offerings*, including in partnership, involving the provision of housing and hosting services to enable telecommunications providers to use our fibre network, one of the best in terms of coverage and quality, and the installation of telecommunications equipment at Terna's existing sites;
- *energy solutions and energy efficiency services* for industrial customers and O&M activities for photovoltaic plants, leveraging the expertise acquired with the LT Group and through the use of innovative technologies to collect and analyse data.

Terna expects Non-regulated Activities to contribute a cumulative total of **over €450 million** to the Group's **EBITDA** over the life of the Plan, in return for limited investment and risk exposure.

In terms of our **International Activities**, following the decision to extract value from our South American assets, we will continue with the strategic assessment of opportunities. These may take the form of partnerships, involving the careful selection of projects with a view to ensuring a low risk profile and avoiding the need to tie up large amounts of capital.

Terna will look to exploit new opportunities in low-risk markets with attractive growth potential, such as the United States, where the Company can make available our experience and expertise in the design and management of infrastructure, in line with our business strategy.

Over the coming years, **innovation**, new technologies and digitalisation will acquire ever greater importance, playing an increasingly central part in enabling the energy transition for the benefit of the entire system. In response to the growing complexity of the system, Terna intends **to invest approximately €1.2 billion** from the total of €10 billion earmarked for capital expenditure in the 2021-2025 Industrial Plan in digitalisation and innovation. We will concentrate our efforts on the use of advanced technology to remotely control electricity substations and transmission infrastructure. The Industrial Plan has identified four technology clusters around which the new projects and initiatives will be focused. The clusters, identified taking into account global technology trends and Terna's needs, are: Digital (intelligent energy and capacity management solutions); Energy Tech (innovative solutions using more efficient, greener technologies); Advanced Materials (research and development resulting in eco-compatible materials to reduce our environmental impact); and Robotics (process automation).

Terna's people, with their unique and distinctive, world-leading technical expertise, are a key asset in enabling the Group to achieve the challenging goals we have set ourselves. The Company has launched an ambitious cultural transformation called **NexTerna**, involving the definition of a new leadership model and new ways of working and operating that are a response to the current scenario. This innovative approach is based on the digitalisation of processes and tools in order to increase people's efficiency and productivity, bringing logistical benefits and, above all, improving quality of life for all our workers. Terna's people-centric approach is also reflected in the creation of jobs: over the life of the Plan, we expect the **number of employees to rise to approximately 5,900 by 2025**.

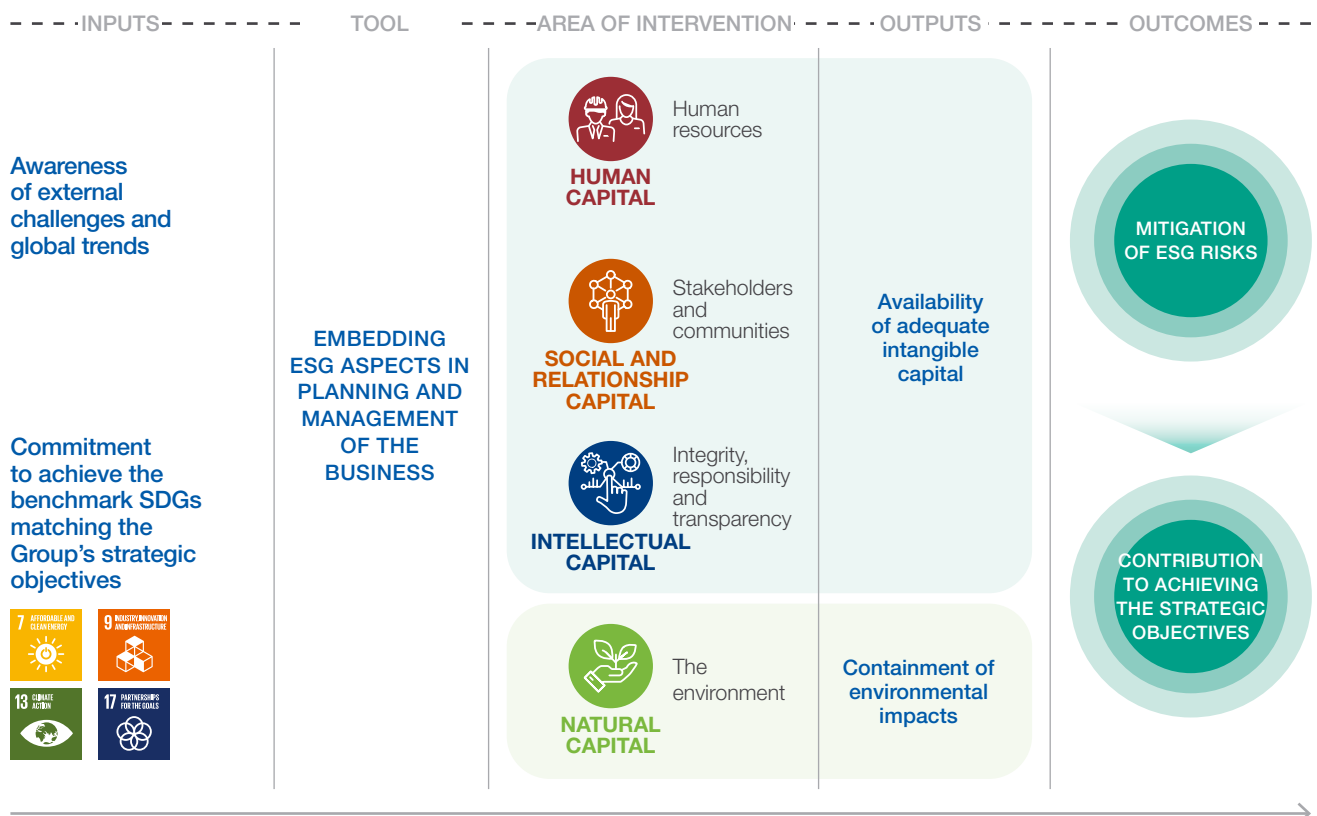
Finally, our ability to maintain a solid capital structure thanks to robust cash generation will contribute to supporting an attractive dividend policy.

ESG goals for the 2021-2025 Industrial Plan

In March 2022, at the same time as presentation of the "2021-2025 Industrial Plan", the Company's ESG goals were revised. In keeping with the new overall approach to reporting the Group's operations, adopted for the preparation of this Report, the goals have been reorganised on the basis of capitals.

The process of embedding a sustainable approach to doing business involves defining goals that aim to increase intangible capitals and respect natural capital.

THE CONTRIBUTION OF ESG CRITERIA TO THE CREATION OF VALUE



The goals help to increase the availability of certain enabling factors needed for full implementation of the Industrial Plan, mitigate the ESG risks linked to the Group's activities, aim to ensure the sustainability of business and the creation of value over time, consolidate the process of embedding sustainability in the Group's value proposition and preserving Terna's position as one of the most attractive companies to investors, whose analyses increasingly take into account these aspects.

ESG GOALS FOR THE 2021-2025 INDUSTRIAL PLAN



The main ESG goals for the period 2021-2025, linked to the benchmark SDGs and their position in the materiality matrix, are covered in the sections on human capital (pages 159, 160 and 164), intellectual capital (pages 149 and 150) and natural capital (pages 185 and 194). The progress made in 2021 towards achieving the targets set in the previous Plan is also reported on, with a summary provided in the following table.

TARGETS AND RESULTS IN 2021

CAPITAL	KPI	2021	
		TARGET	RESULT
HUMAN	Zero fatal accidents (Terna staff)	-	-
	Safety indicator (*)	≤ 1	0.49
	Infrastructure Unit personnel involved in the "Zero Accident" Training Plan (%)	100%	91%
	Number of people trained in digital skills (cumulative)	1,300	1,291
	Staff with performance evaluation (%).	95%	94%
SOCIAL AND RELATIONSHIP	The previous KPI expired on 31 December 2019, before being reformulated in 2021 with the first target set for 2022.	=	=
INTELLECTUAL	Product categories ("PG") falling within the type of work requiring obligatory certifications ISO:14001 and OHSAS:18001/45001 (**)	100%	100%
NATURAL	Km of overhead lines removed/year	16	30
	Km of new underground and submarine lines (***)	138	32
	SF ₆ leakage as a percentage of total installed	0.45	0.40

(*) The safety indicator is the ratio between the weighted injury rate (weighting: 30%) and lost day weight (weighting: 70%) for the target year and that for the previous three-year period.

(**) The KPI has been renamed (from "Suppliers" to "Product category") following a reclassification of the PGs.

(***) Failure to achieve this target is due to the postponement to 2022 of the entry into operation of the "Italy-France", equal to approximately 95 km.





2021-2025 Innovation Plan

In an increasingly complicated and complex electricity system, **innovation** and **digitalisation** play an ever more important role and represent two of the pillars on which Terna has based its virtuous path to growth.

For Terna, innovation has the purpose of developing new solutions to respond to the growing needs and challenges connected with the ecological transition, in keeping with our role as driver and enabler in accordance with the Company's strategy. Digitalisation is the key enabler of innovation and the ecological transition, to be implemented in the areas of connectivity, synchronous and asynchronous data management and the "NexTerna" project.

Specifically, the **2021-2025 Innovation Plan** consists of a series of innovative initiatives and projects designed to achieve three key objectives:

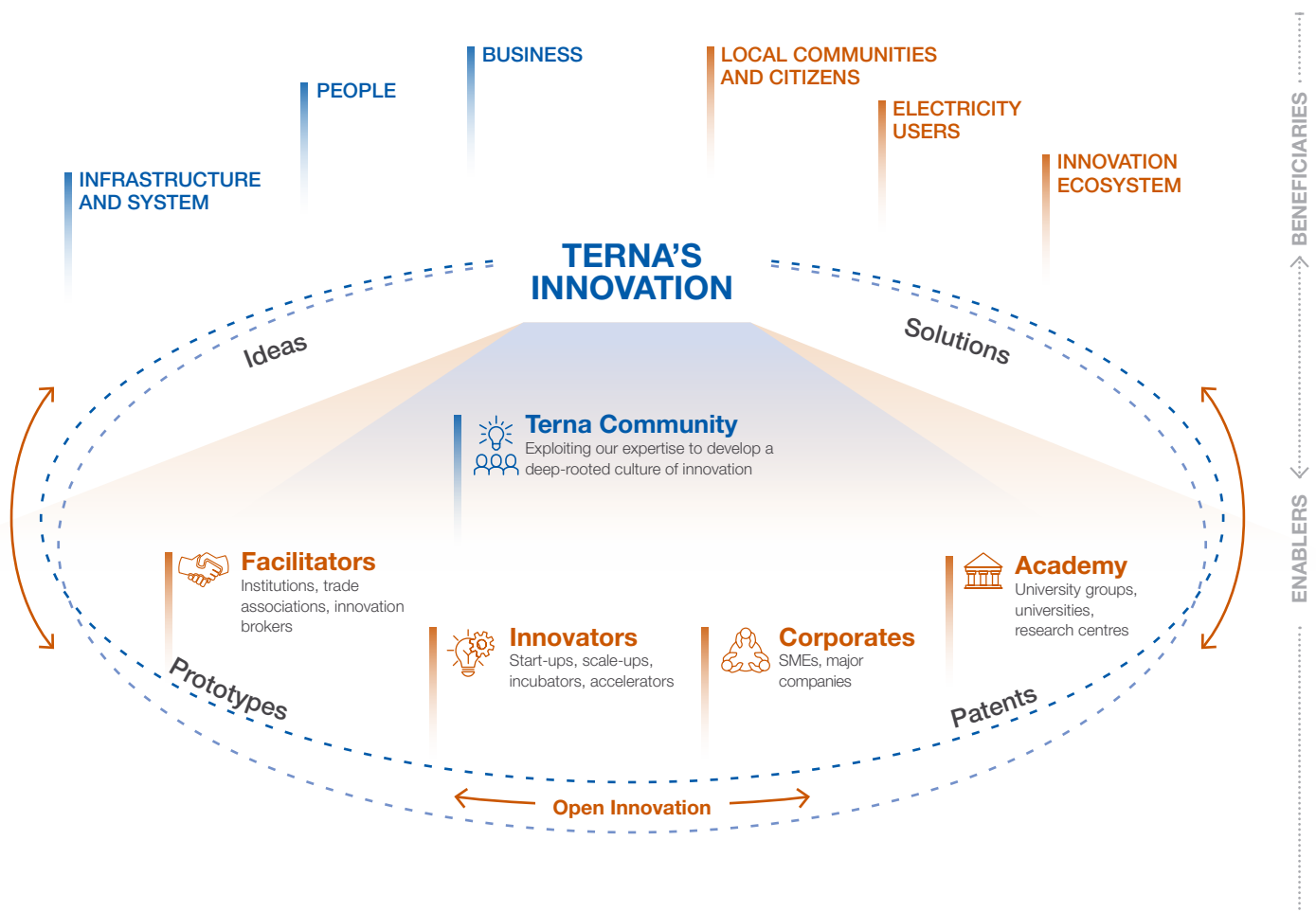
1. to respond the main challenges faced by the Company in relation to the **Energy Transition**.
The planned initiatives aim to improve the **flexibility of the grid**, both in response to growing demand flexibility, and to facilitate the creation of a framework for development and integration of renewable sources into the national electricity system, taking into account that such sources are cleaner but by their nature non-programmable;
2. to improve the **resilience of the grid**, a central issue in the new energy and climate scenario.
The increased frequency of extreme weather events in recent years makes it necessary to make the electricity system more durable through targeted investment designed to prevent and mitigate the risk of outages, to reduce the likelihood of major damage to electricity infrastructure and to manage any emergencies;
3. to respond to the need for **digitalisation** of the Company itself by transforming the mindset of its people.

In response to the challenges and the **Company's needs**, Terna has kept track with technological developments and identified the emerging issues that will affect the Italian energy system. Based on their potential impact on the business, we have identified four **technology clusters** around which the new initiatives and projects will be focused:

- **Digital** – intelligent energy and capacity management solutions;
- **Energy Tech** – innovative solutions using more efficient, greener technologies;
- **Advanced Materials** – research and development resulting in eco-compatible materials to reduce our environmental impact;
- **Robotics** – the automation of operating and administrative processes.

Terna has thus adopted and developed an innovation model geared towards meeting new needs and generating value for the Company and our stakeholders, via an **approach that is concrete, open, inclusive and distributed**, and that responds to the identified needs. The model provides the involvement of both external players (at one and the same time, both enablers and beneficiaries), and internal actors with the aim of developing, **protecting and safeguarding our intellectual property**. This broadly-based innovation ecosystem facilitates Open Innovation, entailing the beneficial, continuous exchange of ideas and generating a range of initiatives:

- **Academy:** We involve students in the generation and incubation of ideas. We partner with universities and research centres on projects designed to develop new enabling technologies for our core business.
- **Corporate:** We foster relationships with businesses in the innovation ecosystem to scout for solutions in mutual areas of interest and develop co-innovation projects, with the aim of sharing experience, know-how and best practices.
- **Innovators:** We enter into partnerships with innovators in order to generate and incubate ideas, continually scouting for new start-ups, accelerators and incubators.
- **Terna Community:** Terna's people are involved in initiatives and workshops aimed at generating and incubating ideas. This allows us to leverage their expertise and contributes to the development and spread of an innovation culture.




NexTerna

Launched at the beginning of 2021, NexTerna is a multi-year programme aimed at Terna's people. Starting from the approach to work adopted during the pandemic, it aims to bring about a cultural transformation in all areas of the Company. Beginning with the introduction of a new inclusive leadership model through to achieving an effective work-life balance by optimising workplaces and the way they are used, the aim is to ensure efficiency, productivity, logistical benefits and an enhanced quality of life.

Responsibility for the NexTerna programme lies with a Steering Committee chaired by the Chief Executive Officer and consisting of the executives who report directly to him, whilst coordination has been assigned to the "People Organization & Change" and "Innovation & Market Solutions" departments. In line with its goals, the programme focuses on seven topic areas:

1. inclusive leadership
2. people care and skills
3. agile solutions applied to processes
4. sustainability and communication
5. technology and digitalisation
6. virtual and physical spaces
7. a new approach to industrial relations



Pilot projects covering all the topics were carried out in 2021, with details of the progress made communicated to everyone in the Company through a dedicated portal accessible via the intranet and mobile devices via a special App. In the two-year period 2022-2023, the pilot projects will be extended to cover new areas of the organisation. In terms of the key results achieved in 2021, these are reported on the part focusing on "Human capital" on pages 193.

IMPACTS


- Real estate optimization
- Greater flexibility
- Benefits in terms of logistics and quality of life
- Improved Company's carbon footprint



KEY ACTIONS

- Ensure adequate infrastructure
- Promote corporate sociality and culture
- Review training methods
- Redesign performance assessment systems





« I like to associate the idea of maintenance with a common good that we need to look after. Our infrastructure units are primarily responsible for replacing conductors, pylon supports and foundations, and for carrying out technical inspections with our operational personnel. I carry out most of my tasks from the office or remotely, although I do sometimes go out to directly check on the work being done: the main thing is to always maintain human contact, between colleagues. »

Laura Beccari

**Operation & Maintenance,
power line technical team
Central and North Transmission Area**

#Ternapeople #DrivingEnergy



Ownership structure	58
Structure of the Group	60
Corporate governance	64
Risk management	68
The remuneration system	78

2

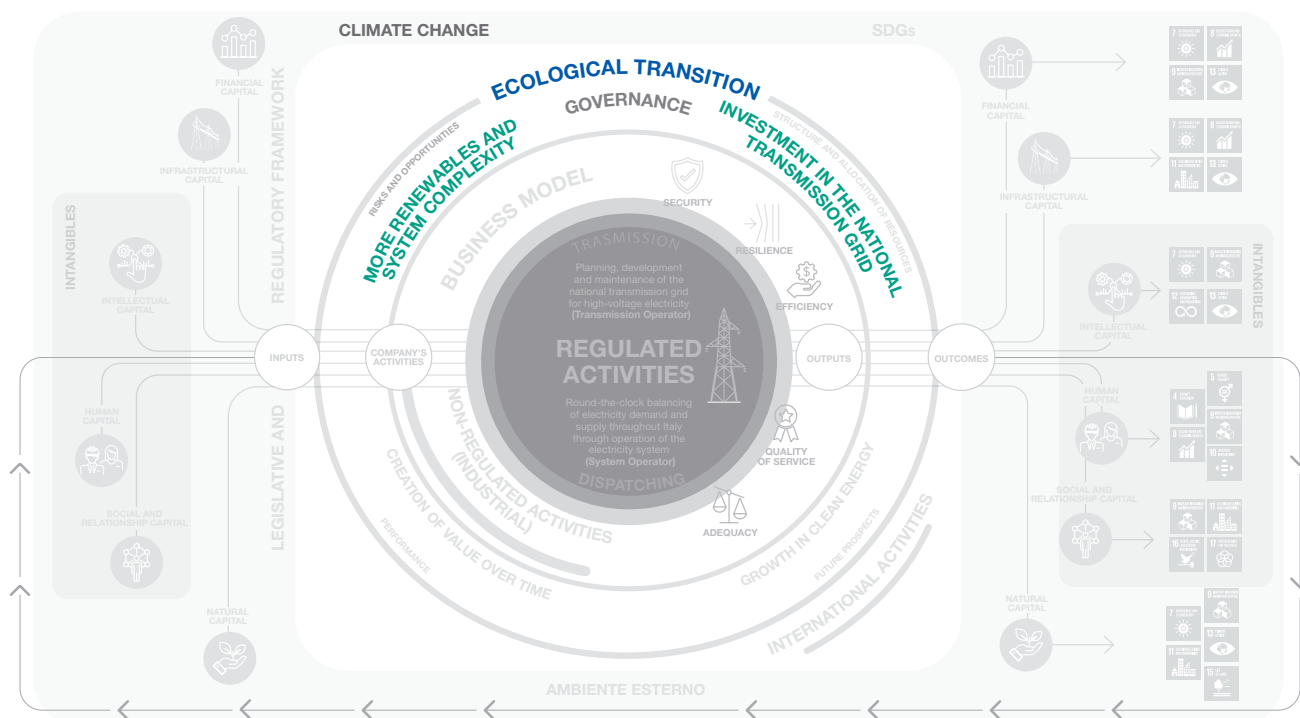
Corporate governance, risk management and opportunities

In this section

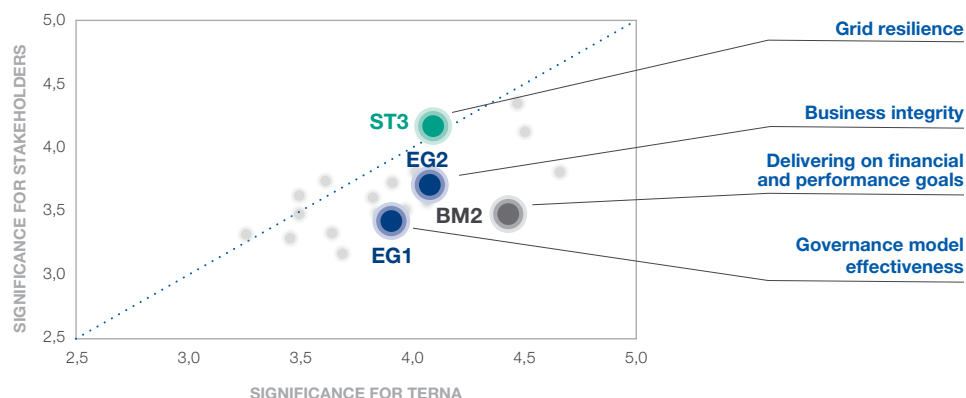
One of the aspects that characterises the Group is how our organisation and shareholder base have evolved, with growing interest shown by investors who have in part chosen to buy Terna's shares based on their assessment of our approach to aspects relating to ESG and Corporate Governance. The latter aspect is linked to the topic of risk management, but also to new opportunities both in terms of business and with regard to reinforcing our reputational capital. We have included a specific description of the risks and opportunities related to climate change, with efforts to combat this phenomenon representing Terna's strategic goal.



VALUE CREATION



MATERIALITY



These infographics highlight the topics dealt with in this section with the aim of **facilitating information connectivity**: in this way, the section offers an overall view showing the links between all the factors that influence Terna's ability to create value over time and how they are dependent on each other. Material topics are indicated with a cross-reference in blue, showing the relevant code.

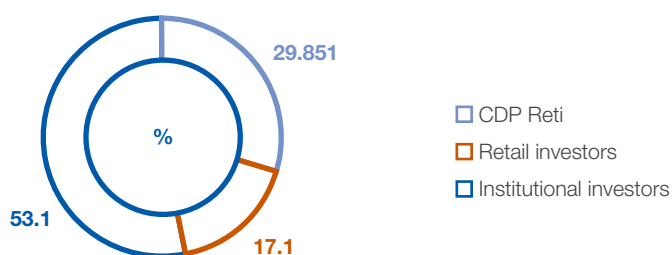
Ownership structure

At the date of preparation of this report, **Terna's share capital amounts to €442,198,240**, comprising 2,009,992,000 fully paid-up ordinary shares with a par value of €0.22 each.

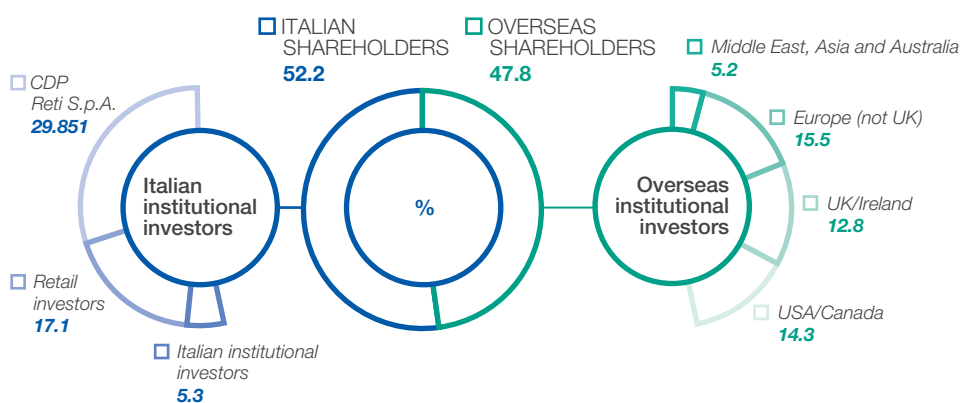
Based on periodic surveys carried out by the Company, it is estimated that 52.2% of Terna's shares are held by Italian shareholders, with the remaining 47.8% held by overseas institutional investors, primarily from Europe (not UK) and the USA.

Based on information from the shareholder register and other data collected in February 2022, Terna's shareholder structure breaks down as follows.

SHAREHOLDERS BY CATEGORY



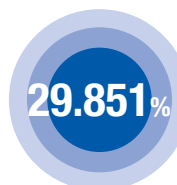
SHAREHOLDERS BY GEOGRAPHICAL AREA AND CATEGORY



The Parent Company's buy back of **1,569,292 own shares** (equal to 0.078% of the share capital) was completed in June at a total cost of approximately €10 million. The shares have been purchased to service the Performance Share Plan 2021-2025.

Major shareholders¹⁶**CDP RETI S.p.A.¹⁷**

(a company controlled by Cassa Depositi e Prestiti S.p.A.):

**SRI**

At the end of 2021, 161 (160 in 2020 and 147 in 2019) socially responsible investors (SRIs) had invested in Terna's shares using an approach that takes into account ESG (Environmental, Social, Governance) aspects. Overall, at the end of 2021, SRIs represented 18.8% of Terna's free float (16% in 2020 and 11.8% in 2019) and 25.2% of the capital held by identifiable institutional investors (21.4% at the end of 2020 and 15.4% at the end of 2019).

Terna has adopted a policy that provides for the payment of dividends twice a year.

The interim dividend for 2021 amounted to 9.82 euro cents (payable from 24 November 2021), whilst the Board of Directors will propose payment of a final dividend of 19.29 euro cents at the Annual General Meeting to be held on 29 April 2022. Further information on the dividend history is available on the website at www.terna.it.

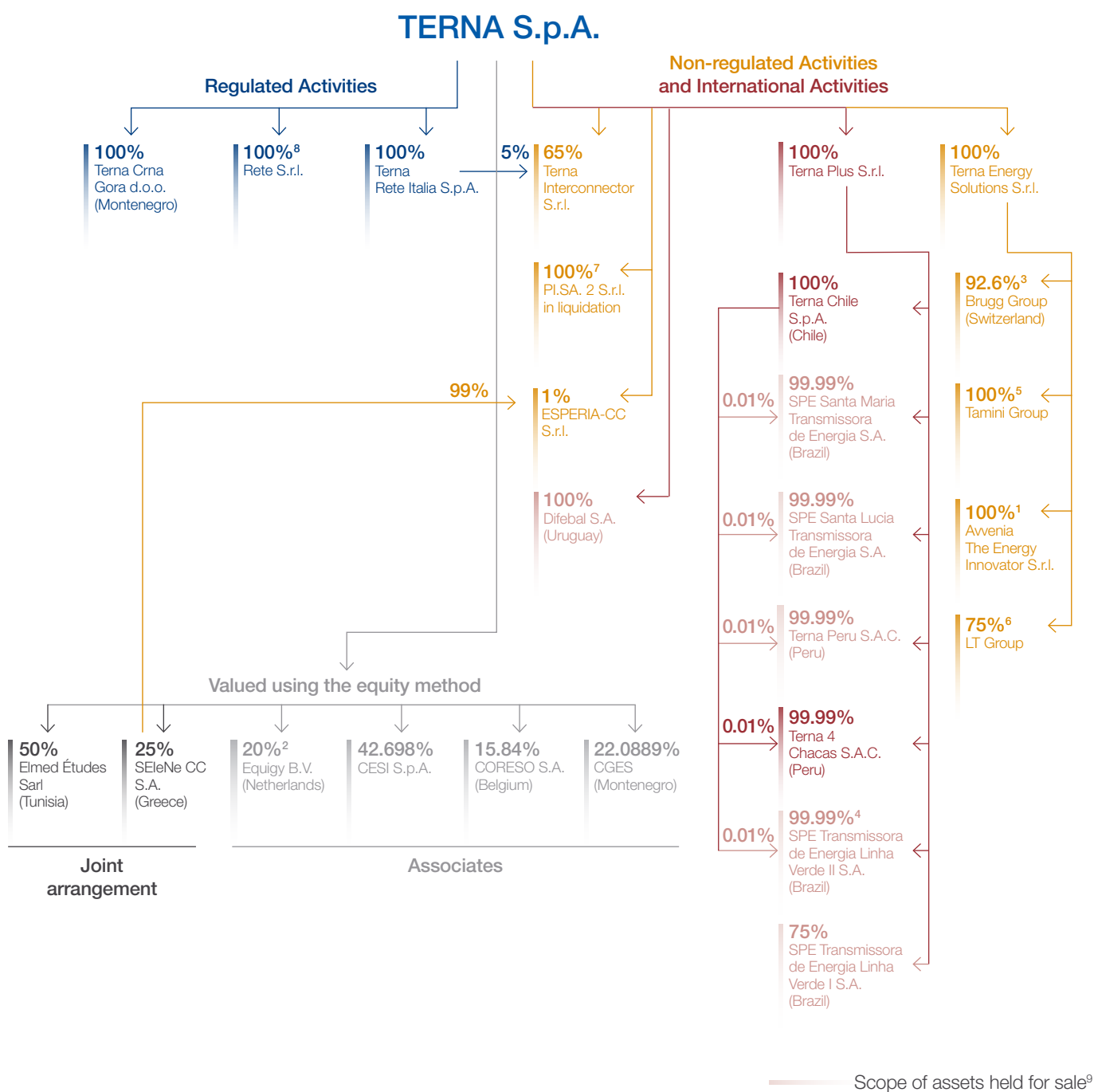
Information on the ownership structure, restrictions on the transfer of shares, securities that grant special rights, and restrictions on voting rights, as well as on shareholder agreements, is provided in the "Report on Corporate Governance and Ownership Structures" for 2021. This is published together with the Annual Report of Terna and the Terna Group and is available in the "Sistema di Corporate Governance – Governance Report" section of Terna's website.

¹⁶ Shareholders who, based on the available information and notifications received from the CONSOB, own interests in Terna S.p.A. that are above the notifiable threshold established by CONSOB Resolution 11971/99 and Legislative Decree 58/98, as amended.

¹⁷ On 27 November 2014, a shareholder agreement was entered into by Cassa Depositi e Prestiti S.p.A. (CDP), on the one hand, and State Grid Europe Limited (SGEL) and State Grid International Development Limited (SGID), on the other, in relation to CDP Reti S.p.A., Snam S.p.A. and Terna S.p.A.. This was later amended and supplemented to extend the scope of the agreement to include Italgas S.p.A..

Structure of the Group

In line with the role of enabler and driver of the current ecological transition and the related objectives, the structure of the Group reflects a series of changes at 31 December 2021. These are described in the following notes.



Scenarios,
strategy and the
creation of value

Corporate governance,
risk management
and opportunities

The Group's
business

Intangible
capitals

Natural
capital

About NFS

Independent limited
assurance report on
the NFS for 2021

Annexes

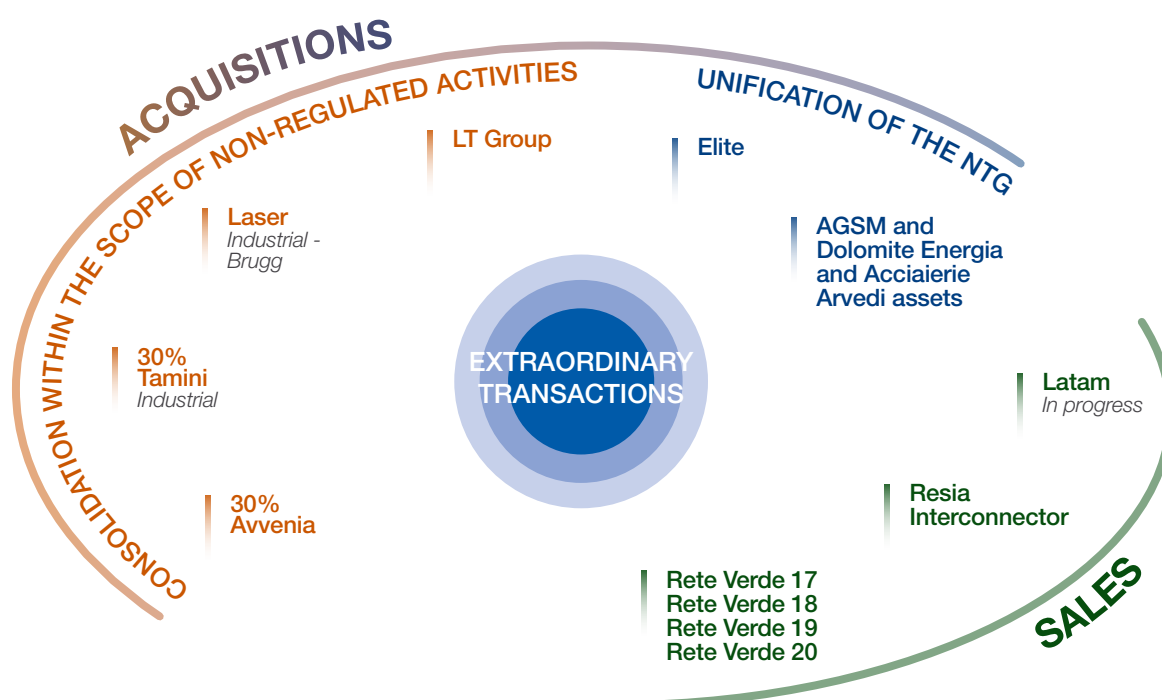
Compared with 31 December 2020:

- ¹ On **26 January 2021**, Terna, acting through its subsidiary, Terna Energy Solutions S.r.l., completed the acquisition of the remaining 30% of Avvenia the Energy Innovator S.r.l. from the minority shareholder, Avvenia S.r.l.. Avvenia the Energy Innovator S.r.l. has thus become a "sole shareholder" company wholly owned by Terna.
- ² On **1 February 2021**, after APG (the Austrian TSO) became the fifth European transmission system operator to enter into partnership with Equigy, Terna S.p.A.'s interest in Equigy decreased from 25% to 20%.
- ³ The reorganisation of the Brugg Group, designed to take full advantage of the Group's distinctive expertise in terrestrial cables and of synergies with the Terna Group's businesses, was completed on **31 March 2021**. As a result, Terna S.p.A.'s interest in the Brugg Group has increased from 90% to 92.6%.
- ⁴ On **10 June 2021**, Terna, acting through its subsidiaries, Terna Plus S.r.l. and Terna Chile S.p.A., completed the acquisition of the remaining 25% interest in the Brazilian-registered company, SPE Transmissora de Energia Linha Verde II S.A., held by the minority shareholder, Construtora Quebec. SPE Transmissora de Energia Linha Verde II S.A. is now 99.9999994% owned by Terna Plus S.r.l., with the remaining shares held by Terna Chile S.p.A..
- ⁵ On **5 August 2021**, Terna, acting through its subsidiary, Terna Energy Solutions S.r.l., completed the acquisition of the remaining 30% of Tamini Transformers S.r.l., which as a result is now a sole shareholder company fully owned by Terna.
- ⁶ On **12 October 2021**, Terna, acting through its subsidiary, Terna Energy Solutions S.r.l., completed the acquisition of a 75% stake LT S.r.l. (the LT Group), one of the leading Italian operators providing maintenance services for photovoltaic plants, and engaged in the design and implementation of revamping and repowering projects for existing plants and in the construction of new plants for third parties.
- ⁷ On **26 October 2021**, the return of the entire investment in PI.SA. 2 S.r.l., formerly held by Terna Interconnector S.r.l., to Terna S.p.A. was completed. On **10 December 2021**, the company went into voluntary liquidation and the liquidation was completed on **27 January 2022**.
- ⁸ The merger of Elite S.r.l. with and into Rete S.r.l. was completed on **24 December 2021**. Previously, on **27 July 2021**, Terna had completed the acquisition of a 100% stake in EL.I.T.E. S.p.A.. The acquired company was simultaneously renamed Elite S.r.l., a vehicle company that owns and manages (under a service agreement entered into with Repower) the approximately 4-km long 150kV merchant line connecting Italy and Switzerland between Tirano and Campocologno. The company also currently owns the Tirano electricity substation, in addition to the 150kV cable connection between the Tirano electricity substation and the Italian border with the related tunnel section.
- ⁹ Companies involved in the planned sale of subsidiaries operating in Latin America, classified as assets held for sale (further information is provided in the paragraph on "International Activities").

On **3 August 2021**, Terna, acting through its subsidiary, Terna Energy Solutions S.r.l., completed the sale of 100% stakes in Rete Verde 17 S.r.l., Rete Verde 18 S.r.l., Rete Verde 19 S.r.l. and Rete Verde 20 S.r.l. to Banca del Fucino, the purchaser chosen following a competitive auction.

On **16 September 2021**, Terna, pursuant to Law 99/2009, completed the sale of its 100% stake in Resia Interconnector S.r.l. to Interconnector Energy Italia S.c.p.A., Consorzio Toscana Energia S.p.A. and VDP Fonderia S.p.A., entering into agreements for the construction and operation of the private part, located in Italian territory, of the alternating current power line between Italy and Austria.

On **11 November 2021**, Terna, acting through the Brugg Group, completed the acquisition of a 100% stake in Laser TLC S.r.l., a company that provides fibre telecommunications systems to Italian and international customers and that operates in the energy sector, mounting accessories on high-voltage power lines and supervision of their installation.





207-4 >

PARENT COMPANY

Terna S.p.A.
Employees: 917
Revenue: €2,224.1m

SUBSIDIARIES WITH REGULATED ACTIVITIES

COMPANY	BUSINESS
Terna Rete Italia S.p.A. Employees: 3,206 Revenue: €443.9 m	Development of all regulated activities related to operation, routine and extraordinary maintenance, management and development of the NTG.
Rete S.r.l. Employees: - Revenue: €140.8m	Acquired in 2015 from Ferrovie dello Stato Italiane (Italian State Railways) Group, the company owns 8.3% of the NTG infrastructure.
Terna Crna Gora d.o.o. <i>Incorporated under Montenegrin law</i> Employees: 11 Revenue: €15.9m	Management of construction of the Italy-Montenegro interconnector, on the Montenegrin side.

SUBSIDIARIES WITH NON-REGULATED ACTIVITIES

COMPANY	BUSINESS
Terna Energy Solutions S.r.l. Employees: 63 Revenue: €20.8m	Development of new activities and business opportunities in the Italian non-regulated market.
Tamini Group Employees: 342 Revenue: €157.5m	Production and marketing of industrial and power transformers via six production plants located in Italy in Legnano (MI), Melegnano (MI), Novara, Valdagno (VI), Ospitaletto (BS) and Rodengo (BZ).
Avvenia The Energy Innovator S.r.l. Employees: 18 Revenue: €1.8m	Implementation of energy efficiency projects, including via EPC (Energy Performance Contract) solutions.
Terna Interconnector S.r.l. Employees: - Revenue: €15.4m	Development and construction of private infrastructure for interconnections with other countries.
PI.SA. 2 S.r.l. in liquidation Employees: - Revenue: -	Construction of the Italy-France interconnector following a restructuring of the related activities
LT Group Employees: 69 Revenue: €12.1m	Design, construction and maintenance of renewable power plants.
ESPERIA-CC S.r.l. Employees: - Revenue: €1.1m	Services for calculating electricity transmission capacity to allocate in the energy markets. Provision of studies, analyses, data, research and services in the role of Regional Security Coordinator or Regional Coordinator Center, including the coordination of security assessments.
Brugg Group <i>Incorporated under Swiss law</i> Employees: 435 Revenue: €181.1m	Design, development, production, installation and maintenance of terrestrial electric cables and accessories for high-voltage cables.

Scenarios,
strategy and the
creation of value

Corporate governance,
risk management
and opportunities

The Group's
business

Intangible
capitals

Natural
capital

About NFS

Independent limited
assurance report on
the NFS for 2021

Annexes

SUBSIDIARIES WITH NON-REGULATED INTERNATIONAL ACTIVITIES

COMPANY	BUSINESS
Terna Plus S.r.l. Employees: 38 Revenue: €0.6m	Development of new activities and business opportunities in the non-regulated international market, in particular in South America.
Terna Chile S.p.A. <i>Incorporated under Chilean law</i> Employees: - Revenue: -	Management of activities involved in the design, construction and maintenance of electricity infrastructure.
SPE Santa Maria Transmissora de Energia S.A. <i>Incorporated under Brazilian law</i> Employees: 2 Revenue: €7.0m	Management of activities involved in the design, construction and maintenance of electricity infrastructure.
SPE Santa Lucia Transmissora de Energia S.A. <i>Incorporated under Brazilian law</i> Employees: 18 Revenue: €24.8m	Management of activities involved in the design, construction and maintenance of electricity infrastructure.
Terna Peru S.A.C. <i>Incorporated under Peruvian law</i> Employees: 6 Revenue: €3.6m	Management of activities involved in the design, construction and maintenance of electricity infrastructure.
Difebal S.A. <i>Incorporated under Uruguayan law</i> Employees: 2 Revenue: €0.4m	Management of activities involved in the design, construction and maintenance of electricity infrastructure.
Terna 4 Chacas S.A.C. <i>Incorporated under Peruvian law</i> Employees: - Revenue: €1.3m	Construction of the Parish of San Mart�n Papa de Chacas in Peru, of a power line in the city of San Luis and the supply of a number of components to be used in the construction of a substation.
SPE Transmissora de Energia Linha Verde I S.A. <i>Incorporated under Brazilian law</i> Employees: 3 Revenue: (€5.6m)	Management of activities involved in the design, construction and maintenance of electricity infrastructure.
SPE Transmissora de Energia Linha Verde II S.A. <i>Incorporated under Brazilian law</i> Employees: 6 Revenue: €13.1m	Management of activities involved in the design, construction and maintenance of the electricity infrastructure.

ASSOCIATES OR JOINT ARRANGEMENTS

COMPANY ¹⁸	BUSINESS
CESI S.p.A. Employees: 878 Revenue: €138.7m	Pure and applied scientific research aimed at making advances in the electro-technical, energy, electronic and IT sectors.
CORESO S.A. <i>Incorporate under Belgian law</i> Employees: 72 Revenue: €20.1m	Management of daily forecasting and real-time analysis of energy flows in central and western Europe, identifying possible critical issues and promptly informing the TSO concerned.
CGES¹⁹ <i>Incorporated under Montenegrin law</i> Employees: 302 Revenue: €48.8m	TSO for Montenegro's electricity market. Investment acquired as part of the Italy-Balkans interconnector project.
Elmed �tudes Sarl <i>Incorporated under Tunisian law</i> Employees: 2 Revenue: -	Jointly controlled by Terna and the Tunisian company, STEG, the company is engaged in carrying out preparatory studies for construction of the infrastructure required to connect the Tunisian and Italian electricity systems.
SEleNe CC S.A. <i>Incorporated under Greek law</i> Employees: 5 Revenue: €108.2m	The company's objective is to enhance the secure supply of electricity in markets adhering to the relevant European Regional Initiative.
Equigy B.V. <i>Incorporated under Dutch law</i> Employees: -	Management of a blockchain platform to foster the inclusion of new flexible resources in the system services market.

¹⁸ The data refer to 2020 and the latest approved financial statements.

¹⁹ In full, "Crnogorski Elektroprenosni Sistem Ad".

Corporate governance

EG1

Our corporate governance system has been designed with the aim of creating value for shareholders, whilst recognising the social importance of what we do. Promoting collaboration and listening in order to tackle future challenges and apply a culture of responsibility are the underlying principles of our approach.

The governance system is broadly aligned with the principles contained in the Corporate Governance Code²⁰ for listed Companies, which Terna adhered to on 27 January 2021, with the related recommendations published by the CONSOB and, more generally, with the international best practices used by the Company as benchmarks.

The Annual General Meeting of shareholders held on 18 May 2020 elected Terna S.p.A.'s current Board of Directors, whose term of office will end with approval of the financial statements for the year ended 31 December 2022.

On the same date, the Board of Directors nominated the Chief Executive Officer and determined the members of Board Committees.

The current Board of Directors has 13 members, including a single Chief Executive Officer to whom the Board assigned the relevant powers by resolution of 18 May 2020, defining the content, limitations and the manner in which they may be exercised.

On 14 October 2021, Terna's Board of Directors decided to increase the number of members of each Board Committee to four.

The Board of Directors' activities are coordinated by the Chairwoman, with support provided by the Secretary.



²⁰ The new Corporate Governance Code, available on Borsa Italiana S.p.A.'s website, came into effect on 1 January 2021.

Scenarios,
strategy and the
creation of value

**Corporate governance,
risk management
and opportunities**

The Group's
business

Intangible
capitals

Natural
capital

About NFS

Independent limited
assurance report on
the NFS for 2021

Annexes

Corporate bodies

BOARD OF DIRECTORS

Chairwoman

Valentina Bosetti

Chief Executive Officer

Stefano Antonio
Donnarumma

Directors

Alessandra Faella
Qinjing Shen²¹
Valentina Canalini
Ernesto Carbone
Giuseppe Ferri

Antonella Baldino
Fabio Corsico
Marco Giorgino
Gabriella Porcelli
Paola Giannotti
Jean-Michel Aubertin

BOARD OF STATUTORY AUDITORS

Chairman

Mario Matteo Busso

Standing Auditors

Vincenzo Simone
Raffaella Fantini

Alternates

Massimiliano Ghizzi
Maria Assunta Damiano
Barbara Zanardi

INDEPENDENT AUDITORS

Deloitte & Touche S.p.A.

MANAGER RESPONSIBLE FOR FINANCIAL REPORTING

Agostino Scornajenchi

BOARD COMMITTEES

Audit, Risk, Corporate Governance and Sustainability Committee

This Committee has the task of performing research and analyses to advise the Board in its assessments and decisions relating to the "Internal Control System" and the regular monitoring of the adequacy of such system. The Committee is also responsible for studying specific aspects relating to the identification of the main business risks (for example, operational risk, financial risk,

market risk, and compliance risk, in addition to accounting compliance risks), reporting periodically to the Board on the suitability of the system and the activities performed.

- Paola Giannotti (Chairwoman, independent)
- Giuseppe Ferri (independent)
- Marco Giorgino (independent)
- Alessandra Faella (independent)²²

Remuneration Committee

This Committee's remit covers the remuneration policy for Directors and Key Management Personnel, recommendations and opinions on the remuneration of executive Directors and other Directors with delegated powers, setting performance objectives linked to the variable part of this remuneration, monitoring application

of the decisions taken by the Board, and assessing the effective achievement of performance objectives.

- Fabio Corsico (Chairman, independent)
- Gabriella Porcelli (independent)
- Alessandra Faella (independent)
- Jean-Michel Aubertin (independent)²²

²¹ Coopted onto the Board on 26 January 2022, following the resignation of the Director, Yunpeng He, on 11 January 2022. Qinjing Shen will remain in office until the new General Meeting of shareholders.

²² Nominated on 14 October 2021.

Nominations Committee

This Committee supports the Board of Directors by conducting reviews, making recommendations and providing advice in relation to assessments and decisions regarding the size and composition of the Board.

- Gabriella Porcelli (Chairwoman, independent)
- Fabio Corsico (independent)
- Jean-Michel Aubertin (independent)
- Ernesto Carbone (independent)²³

Related Party Transactions Committee

This Committee has the role of conducting reviews, making recommendations and providing advice in relation to assessment and approval of the above related party transactions, covering the approval of both transactions of greater significance and those of lesser significance, as indicated in Terna's

procedure. The Committee's role also extends to recommendations for amendments to the procedure adopted by Terna.

- Marco Giorgino (Chairman, independent)
- Ernesto Carbone (independent)
- Paola Giannotti (independent)
- Giuseppe Ferri (independent)²³

NFS

405-1 >

COMPOSITION OF THE BOARD OF DIRECTORS AT 17 MARCH 2022²⁴

	UNIT	
Men	%	53.85
Women	%	46.15
Under 30	%	-
Between 30 and 50	%	38.46
Over 50	%	61.54

Aspects worthy of note include:

- the high level of attendance of Directors at Board meetings and Board Committee meetings;
- the presence of sustainability goals in the remuneration packages of the Chief Executive Officer and senior management;
- the close attention paid to ESG matters during both meetings of the Audit, Risk, Corporate Governance and Sustainability Committee and the Remuneration Committee and during specific induction sessions for the Board of Directors as a whole.

Further information on Terna's corporate governance may be found in the "Report on Corporate Governance and Ownership Structures", approved by the Board of Directors on 17 March 2022 and available in the "System of Corporate Governance – Governance Report" section of Terna's website, and in the "Remuneration Report", also available on Terna's website.

²³ Nominated on 14 October 2021.

²⁴ Further details of Terna S.p.A.'s corporate governance is provided in the "Report on Corporate Governance and Ownership Structures" published on the website (www.terna.it).

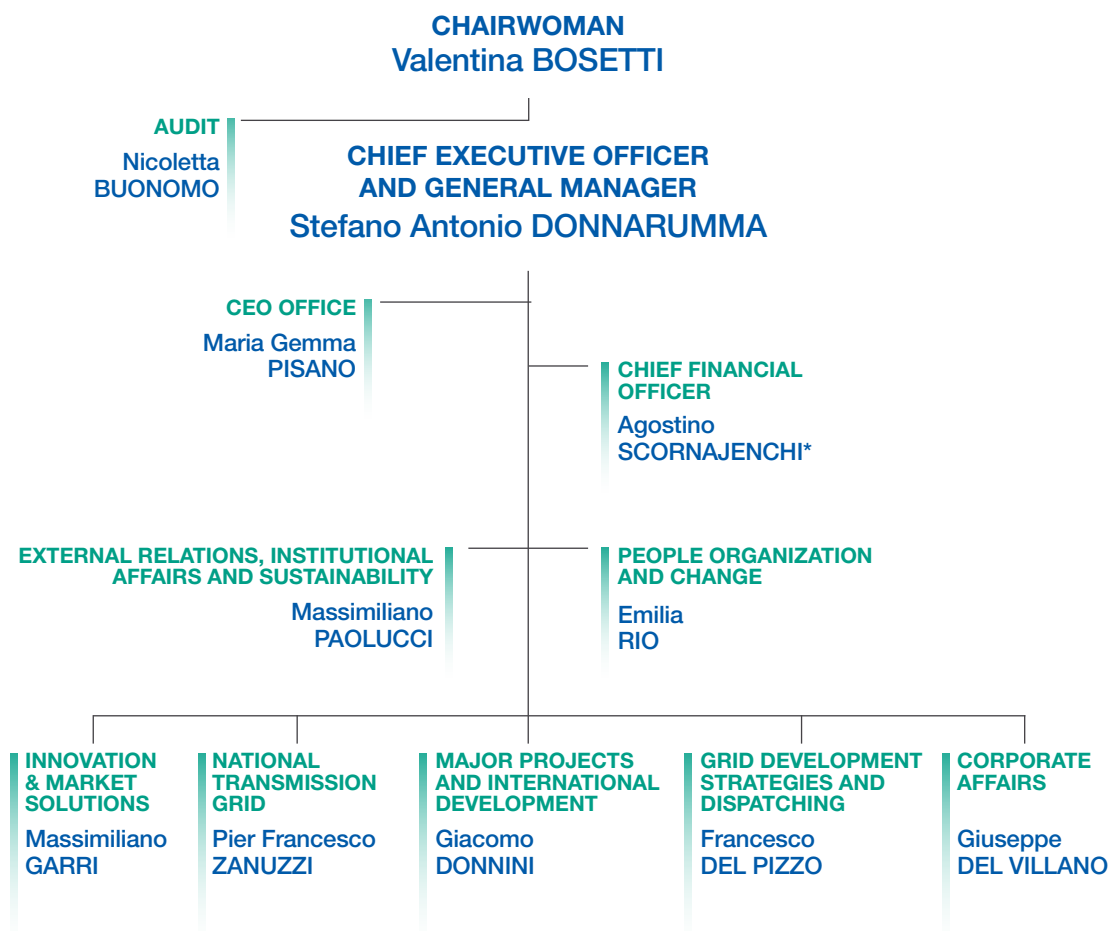
Scenarios,
strategy and the
creation of valueCorporate governance,
risk management
and opportunitiesThe Group's
businessIntangible
capitalsNatural
capital

About NFS

Independent limited
assurance report on
the NFS for 2021

Annexes

The structure of Terna's management team at 17 March 2022 is as follows:



* Manager responsible for financial reporting.

Sustainability governance

EG1

Responsibility for identifying and managing issues, projects and policies relating to sustainability has been assigned to two units that report periodically to a Board Committee, the "Audit, Risk, Corporate Governance and Sustainability Committee".

One of these units, called "Investor Relations & ESG", is tasked with strategic planning, monitoring, reporting and conducting relations with international sustainability rating agencies and ESG investors, whilst the second, called "Sustainability", focuses on the development and execution of projects involved in the drive to achieve the Group's strategic objectives.

Both these units operate within the "External Relations, Corporate Affairs and Sustainability" department and interact with all the Company's other departments, starting from "Management Systems" (part of the "Quality and Risk Management" department), which, via the Integrated Management System, is able to optimise coordination of all the actors involved in monitoring quality, environmental performance and occupational safety, as part of a unified Group-wide approach to sustainability.

In line with the growing awareness of the important role played by sustainability in the Group's value creation process, in December 2021 Terna's Board of Directors approved the **Sustainability Policy**. This renews the Company's formal commitment to the adoption of sustainable behaviours and initiatives that are consistent with the UN SDGs and the targets set in the National Integrated Energy and Climate Plan ("PNIEC") and the European Green Deal. In accordance with the values expressed in the Code of Ethics, the Policy guidelines call for responsibility and transparency, efforts to foster stakeholder engagement, the development of people, inclusion and protections for human rights, the environment and ecosystems.

Risk management

EG2

The Terna Group's main business is operated as a legal monopoly, subject to the terms of the government concession and the regulations defined by the Regulatory Authority for Energy, Networks and the Environment (ARERA, or the *Autorità di Regolazione per Energia reti e Ambiente*). This means that regulatory risks and risks that may have an impact not so much on Terna, as on the entire electricity system (for example, power outages), are particularly significant. In this regard, risks that may also have long-term effects, such as those deriving from climate change, are relevant to Terna (further details are provided in the paragraph, "The market environment").

Terna has identified the main risks associated with its activities and prepared organisational measures, controls and specific instruments with the aim of reducing them and keeping any effects within acceptable limits.

From an organisational point of view, the Group is structured in such a way as to guarantee management and supervision of all its operations and the risks associated with them, as well as a clear allocation of roles and responsibilities. In line with the provisions of the Corporate Governance Code for listed companies, which the Group has voluntarily adopted, the Audit and Risk, Corporate Governance and Sustainability Committee (hereinafter the "Committee"), consisting of the independent directors, supports the Board of Directors in making its assessments and taking decisions relating to the **Internal Audit and Risk Management System (IARMS)**.

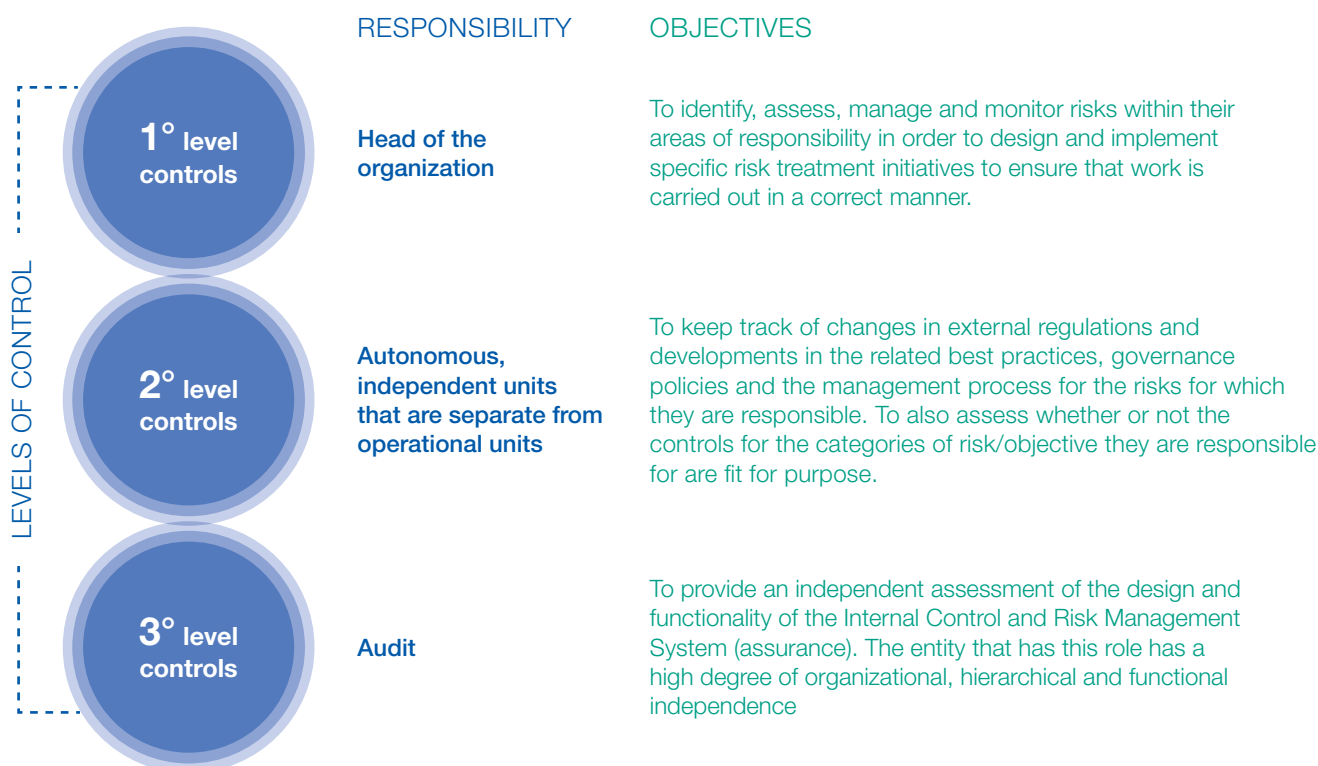
The Committee has a direct relationship with the **Chief Risk Officer (CRO)**, who is appointed by the Director that heads the IARMS (in consultation with the Committee), with the task of supporting senior management in the effective implementation and management of the risk management process at Group level, and in ensuring effective coordination of the actors involved in the IARMS. The CRO reports to the Chief Executive Officer and the Committee on the outcomes of risk management activities.

Under the Internal Audit and Risk Management System, the Audit department has the task of verifying that the IARMS is operating smoothly. Audit activities extend to all business processes (including risk management), with particular attention paid to the most important processes due to their impact on the Company's value, the degree of risk they pose in respect of achievement of the Company's objectives, or their influence on aspects of broad interest to the Company.

Risk framework

The Terna Group has for some time used an **Enterprise Risk Management (ERM)** framework based on the standards contained in the Corporate Governance Code for listed companies promoted by Borsa Italiana S.p.A., and more generally on the relevant national and international best practices.

This framework, continually added to and improved, includes both specific practices for managing risk and objectives and elements relating to aspects such as: the organisation, skills and ethics. Risk management takes place throughout the Company, based on a structured, systemic approach organised on three levels, each with different objectives and responsibilities:



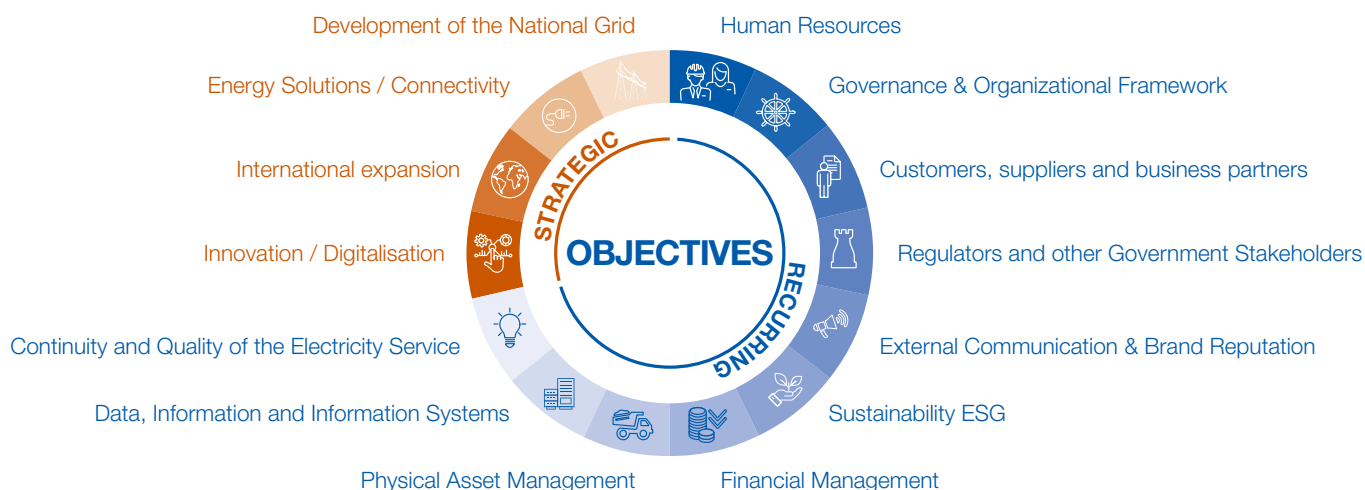
Terna implements procedures and processes created to coordinate relations between and the activities of the various internal auditors tasked with carrying out controls at the different levels. **Coordination of the activities carried out by second and third level auditors** is of particular importance in minimising the duplication of activities and maximising the efficiency of the Internal Control and Risk Management System, in keeping with the respective roles and responsibilities, and the necessary independence requirements.

Terna's risk management is based on a widespread process within the Organization, involving the systematic, iterated identification, assessment, treatment and monitoring of risk.

IDENTIFICATION



An important role in enabling management to identify risk events is the corporate objectives framework, which shows the targets to be met and whose achievement may be compromised, divided into **Strategic** (linked to the Industrial Plan) and **Recurring** (continuous risks linked to the activities carried out under concession, the corporate mission and the codes of conduct adopted).



For each of these objectives, potential risk events applicable to the various areas of the organization and that may have an impact on achievement of the objectives, including events that may be emerging, are identified. Risk events are classified in the following categories:



ASSESSMENT



Each risk event is assessed on the basis of the combination between **Impact** (divided into four types: financial, reputational, operational and HSE-Sustainability) and **Probability** of occurrence over the life of the Plan. The assessment also takes into account the **Level of Maturity** of existing risk management systems. Based on the outcome of this process, the risk treatment priorities are selected.

TREATMENT



A risk management strategy is devised, identifying specific initiatives and the related timing of implementation.

MONITORING



Objectives and the associated risks may change over time. Similarly, there may be changes in the cost and effectiveness of mitigation and corrective initiatives. As a result, the above phases of the process are regularly repeated (at least once a year).



In continuity with what was done in 2020, risk assessments were fully updated in 2021, applying the above framework and involving Terna's middle and senior management. The risk assessments resulted in the identification of **63 risk events** that were assessed in terms of impact, probability of occurrence over the life of the Plan and the level of maturity of existing risk management systems. This enabled us to closely examine the systems and take further steps to mitigate the identified risks. Based on this assessment, the following table shows the **13 priority risks** identified, the associated objectives and their classification based on the above risk categories, as well as the main actions taken to mitigate and control such risks.

Principal risks for the Company, how they are managed and the related opportunities

	OBJECTIVE	RISK EVENT	CATEGORY	MANAGEMENT ACTION	OPPORTUNITIES
CONTINUITY AND QUALITY OF SERVICE	Increased severity of weather events				
		The risk connected with the intensification of extreme weather events (tornados, heavy snowfall, ice, flooding) with a resulting impact on the continuity and quality of the service provided by Terna and/or damage to equipment, machinery, infrastructure and the grid.	Natural/human-induced events	New investment to increase the resilience of the electricity grid and identify mitigation strategies.	<p>Development of innovative technologies – including through structured partnerships with start-ups (“Open Innovation”) – with the aim of monitoring climate events and boosting the resilience of the NTG.</p> <p>Patentability of the above solutions with related non-regulated business opportunities.</p> <p>Terna’s increased attractiveness to international ESG rating agencies.</p>
	Separation of the European transmission grid				
		The risk connected with extreme weather events / incorrect setup of the structure of the grid in accordance with the n-1 security criterion ²⁵ , with the potential for cascading failures triggering overloads / line failures, critical events and major incidents on the interconnected European transmission grid with separation of portions of the grid and widespread blackouts.	Operational risk	<p>Control processes and systems to defend the electricity system.</p> <p>Involvement in working groups and programmes analysing security / defence scenarios at European level, with the aim of improving the security and coordination of the interconnected grid.</p>	<p>Further consolidation of Terna’s international standing by sharing our best practices (the above innovative technologies).</p> <p>Active participation in the search for shared solutions and their subsequent adoption, boosting the resilience of the NTG.</p>
	Cyberattacks				
		<p>The risk connected with a cyberattack, using for example ransomware, that could cause:</p> <ul style="list-style-type: none"> the loss of visibility of infrastructure the temporary shutdown of systems data loss and / or additional costs for recovery. 	Natural/human-induced events	<p>Internet and perimeter security systems and the segregation of IT and OT networks.</p> <p>Consolidated IT monitoring processes (CERT - Computer Emergency Response Team).</p> <p>Awareness campaigns.</p>	Development of partnerships with start-ups and innovative businesses to identify appropriate solutions that may then be patented and provide further non-regulated business opportunities.
HUMAN RESOURCES	Permanent adoption of a hybrid way of working				
		At the end of the state of emergency, the hybrid model (a combination of remote working and working at the office) will become permanent. The introduction of this way of working could encounter resistance among the Company’s employees, reducing the related benefits and inconsistent adoption of the new corporate culture.	Operational risk	Projects and initiatives accompanying the change towards new ways of working supporting performance, wellbeing and the engagement of people.	External promotion of the outcomes (in terms of employee participation and KPIs) with a resulting increase in Terna’s reputational capital as a company that cares about its employees’ work-life balance.
	Workplace injuries / incidents				
		The risk connected with serious/fatal injuries and/or incidents that may have consequences for the health of employees and/or contractors and sub-contractors, as well as impeding the Company’s efforts to achieve goals relating to safeguarding people’s health and having a serious impact on the Group’s reputation and credibility.	Operational risk	A strategic steering committee with the aim of achieving continuous overall improvements throughout the Group (procedures, technologies, working practices, etc.) with a specific focus on HSE issues.	<p>External promotion of the processes and solutions adopted (e.g., Smart DPI) by Terna and the outcomes achieved with a resulting increase in Terna’s reputational capital as a company that cares about workers’ human rights.</p> <p>Terna’s increased attractiveness to socially responsible investors (SRIs).</p> <p>Positive impact on financial capital of containing cost of premiums paid to INAIL to insure against workplace injuries and occupational diseases among workers.</p>
	Enhancement and oversight of internal competencies / organizational changes				
		Enhancement and oversight of adequate specialist knowledge to enable achievement of the challenging goals contained in the Plan, including following organizational changes.	Operational risk	<p>Expansion of the workforce.</p> <p>Training and skills development.</p> <p>Skill mapping.</p> <p>Change management initiatives.</p>	Significant increase in intangible capitals (above all human and intellectual) available to the Group, with benefits in terms of a greater focus on the Group’s strategic goals.

²⁵ The n-1 security criterion is a preventive assessment carried out by the grid operator, on the basis of which the electricity system is deemed to be secure, if key grid parameters (power flows, voltages and current) remain within their respective operational limits when faced with any form of individual contingency (e.g., the loss of a power line).

Scenarios,
strategy and the
creation of value

Corporate governance,
risk management
and opportunities

The Group's
business

Intangible
capitals

Natural
capital

About NFS

Independent limited
assurance report on
the NFS for 2021

Annexes

OBJECTIVE	RISK EVENT	CATEGORY	MANAGEMENT ACTION	OPPORTUNITIES
REGULATORS AND OTHER GOVERNMENT STAKEHOLDERS	Evolution of rates of remuneration due to intra-period changes			
	The risk connected with changes to the parameters used in determining revenue from regulated activities carried out under concession.	External / market risk	Monitoring of regulatory developments and process of revising tariffs.	Execution of the investment projects in the Industrial Plan, in line with the goal of delivering the ecological transition for the benefit of the system , is an opportunity for Terna as it is consistent with the Regulator's focus on output-based solutions.
	Introduction of totex- and output-based regulation			
	Risk connected with the introduction, in 2024, of totex- and output-based regulation, which will lead to a change in the criteria used in recognising invested capital.	External / market risk	Monitoring of regulatory developments and adaptation of business procedures and processes in line with the new approach to determining allowed costs.	As above.
DEVELOPMENT OF THE NATIONAL TRANSMISSION GRID	Introduction of auction mechanisms for the deployment of storage systems			
	Reputational risk connected with eventual inefficiencies / difficulties in identifying demand, locating and defining and managing the new rules for auctions aimed at driving the deployment of storage systems.	External / market risk	Adoption of international best practices for the conduct of the activities covered by the legislation.	Increase in Terna's reputational capital – increasingly perceived as driving the ecological transition – through the optimal interaction between its intangible capitals (human, intellectual and relationship) with the aim of minimizing the risks connected with the introduction of such auction mechanisms.
	Timing of the issue of consents for projects with an impact on the investment programme			
	The risk connected with delays or missed deadlines in obtaining the necessary consents for the construction of infrastructure, resulting in delays to the entry into service of infrastructure and an impact on the investment programme.	External / market risk	Monitoring of consents processes. Ongoing dialogue with local authorities and associations.	Increase in social and relationship capital through the external promotion of the Company's best practices (e.g., our participatory approach to planning new infrastructure projects and extracting value from our "Terna in contra" initiatives).
CUSTOMERS, SUPPLIERS AND BUSINESS PARTNERS	Timing of compliance and implementation of environmental restrictions imposed following the receipt of consents, specialist advice and environmental controls of construction sites			
	The risk connected with possible delays during construction in order to comply with restrictions imposed as a condition for granting consent, and to comply with and monitor all the environmental requirements (archaeological, wildlife, geology, environmental engineering and green engineering); in order to engage with the entities responsible for inspection and involved in compliance with the restrictions imposed (e.g., dialogue with entities and third parties regarding the Environmental Monitoring Plan); in order to arrange specialist technical support for environmental matters so as to ensure full compliance with the restrictions imposed prior to and during the works and checks on construction sites to verify compliance with the law.	Operational risk	Conduct of coordinated activities designed to reach agreement with the various parties as part of a structured process for managing the issues in question, with well-defined internal procedures and roles.	Increase in reputational capital through external promotion, at the most appropriate levels of government, of the internal solutions adopted as part of a more structured approach.
	Suppliers' operational capacity reaches saturation point			
	The risk connected with the ability of suppliers to follow a demanding programme and/or their inability to rapidly adjust their supply chain to meet Terna's increased demands, resulting in delays to the construction of infrastructure included in the Plan.	Counter-party risk	Steps to boost capacity in key supply chains. Assessment of the risks associated with each supplier.	Increase in the Group's reputational capital through dialogue and support for suppliers most exposed to this risk.
CUSTOMERS, SUPPLIERS AND BUSINESS PARTNERS	Supply chain crises and/or changes to the strategies of key suppliers			
	The risk connected with changes in the strategy of key suppliers as they shift their focus to other, more attractive sectors (e.g., renewable energy, industrial automation), geographical markets (e.g., India) and/or changes to priorities resulting in delays /additional costs in the construction of infrastructure included in the Plan, heightened by the crisis in the global supply chain following the pandemic and the energy transition launched in many countries.	Counter-party risk	Initiatives designed to pre-empt any such changes (the inclusion of "notices to proceed"). Increased scouting activity based on a proactive approach and expansion of the supplier base.	Increase in the Group's reputational capital by helping to create new jobs (Full-Time Equivalents - FTEs), made possible by the inclusion of new suppliers in the relevant register.

Management of the health emergency

Two years on from the beginning of the Covid-19 pandemic, and after recording a progressive decline in infections in mid-2021, the spread of the Delta and Omicron variants led to further large-scale outbreaks from November 2021.

Against this backdrop, given the continuing state of health emergency (until 31 March 2022, at the time of preparing this Report), Terna has proceeded to apply all the measures put in place since February 2020.

Work thus continued to be organised in full conformity with these measures in 2021, with close controls on the number of people coming into work in offices. This is reflected in the fact that 30% of the total workforce came into work, whilst most administrative staff continue to **work remotely**, an arrangement progressively extended in line with the measures introduced by the various Cabinet Office decrees.

With the certification, in July 2021, of our **Management System for the Prevention and Control of Infections**, implemented at our headquarters premises (the “Galbani Hub”) in Rome, in accordance with **Biosafety Trust Certification** standards, **Terna became the first and only European TSO to adopt such a system, which is fully embedded in our management systems** (see the specific box on page 183).

403-6 >

The internal **Sicuri Insieme** (“Safe Together”) campaign continued. As well as maintaining the spotlight on prevention through awareness and information initiatives, in September 2021 the range of free services offered to employees was expanded, with the addition of serological testing at work (approximately 2,300 tests had been carried out at 31 December 2021) in order to determine the level of antibodies developed by fully vaccinated personnel. In the autumn months, Terna offered employees (and their families) the opportunity of getting a free flu vaccination (resulting around 800 jabs) and continued to offer all employees the option having a monthly molecular test free of charge (approximately 22,000 tests carried out at 31 December 2021).

201-2 >



Opportunities and risks connected with climate change

Climate change brings a series of opportunities and risks for the Company that must be properly evaluated to ensure that they are effectively managed. To identify them, Terna applies the framework used by the **Task Force on Climate-related Financial Disclosures (TCFD)**, which divides climate-related risks into two main categories:

- **Transition risks:** transitioning to a lower-carbon economy may entail policy and legal risks, due to different regulatory requirements across different geographies, or to new impacts and/or uncertainties resulting from the policies adopted. The transition may also result in technology risk, due to uncertainties surrounding the role of emerging technologies, and market risk, linked to new dynamics, shifts in supply and demand and an increasingly complex market environment, which could expose organisations to reputational risks;
- **Physical risks:** physical risks resulting from climate change can be event driven (acute) or longer-term shifts (chronic) in climate patterns. Physical risks may have financial implications for organizations, such as direct damage to assets and indirect impacts from supply chain disruption.

The following is a description of the climate-related opportunities and risks identified by Terna.

OPPORTUNITIES

The opportunities linked to climate change constitute a cornerstone of Terna's strategy, regarding both Regulated and Non-regulated Activities in Italy and overseas.

Electrification of consumption and investment

In addition to the need to integrate large numbers of RES plants, another key element in the ecological transition is the electrification of financial consumption. Electricity as an energy carrier is an enabler of this transformation, as final consumption powered by this carrier is by its nature far more efficient than any fuelled by combustion.

The ecological transition will thus be based on a series of indispensable actions. It is will immediately be necessary to develop **additional renewable generation capacity** that will have to be connected to the electricity grid. At the same time, it will be necessary to invest in the **development of the grid infrastructure** needed to transport and distribute the electricity and in **storage systems**. Finally, we will also need to deploy mature technologies, such as electric mobility, heat pumps for heating and cooling and induction cooking. **Under this scenario, Terna is engaged in driving the change: increasing the integration of renewable sources and boosting the resilience of the grid are in fact two of the main actions included in the 2021 Development Plan.** This approach is also consistent with a form of regulation that is increasingly focused on output-based solutions that will make it possible to raise Terna's returns in step with our ability to create benefits for the system.

Macroeconomic impacts

Terna is driving the ecological transition, having set aside €18 billion in its Development Plan (25% up on the 2020 Plan) for investment in enabling Italy's National Integrated Energy and Climate Plan ("PNIEC") over the next ten years. This investment aims to increase transmission capacity between the various market areas, streamline grids, and boost cross-border exchange capacity and the security and resilience of the system. The investment is expected to have a multiplier effect in terms of both GDP growth and the creation of new jobs.

Energy dependency

The ecological transition is also a major opportunity to boost Italy's competitiveness: the country's lack of energy resources has historically meant that energy costs were higher than the European average and that the country was highly dependent on imported energy (today at approximately 73%). As a result of the ecological transition, Italy will see a reduction in its energy dependence and could enjoy far more competitive energy costs thanks to the availability of sun and wind. The actions taken in the coming years will determine our country's strategic position in the global economic system of the future.

The ecological transition and trends that encourage the development of new opportunities in Italy are of global significance, opening up new opportunities overseas. Within the scope of the non-regulated business, this situation will therefore also bring new potential in connection with Terna's international activities concentrated in Latin America, linked above all to the identification and development of new energy solutions.

TRANSITION RISKS

Political and legal

Terna is not currently subject to legal obligations regarding cuts in emissions and, there are therefore no specific risks with regard to the introduction of a carbon tax or rising carbon prices. An increase in reporting obligations would also not pose any problems for Terna, which has been providing full disclosure on its emissions for some time.

In terms of the regulation of quality of service, the Company is already subject to a series of rewards and penalties linked to continuity, which may be affected by extreme climate events.

Technological

The growing use of renewable sources and the progressive electrification expected over coming years mean that **investment in the transmission grid** is of primary importance, given the role that the grid will play in helping to achieve decarbonisation targets. There are no specific risks linked to the replacement of technology.

Given the new complexities to be dealt with, the drive for constant innovation remains a priority, with continued attention to the most promising technology streams on which to focus both investment and R&D efforts. Terna identifies these technology streams in its **Innovation Plan**.

Market

The closing months of 2021 registered sharp increases in wholesale energy prices, reflecting pricing pressures relating above all to gas and, to a lesser extent, CO₂. This led electricity prices to rise by around 10% in the third quarter and by approximately 30% in the fourth quarter, increases that were moreover limited by government intervention (otherwise the increases would have been 20% and 40%, respectively). These price rises, the biggest in the last 20 years, drove the cost of electricity for consumers to its highest ever level. Although this does not fall within the scope of the risks to which Terna is effectively exposed, the increase in RES envisaged in the EU's recent **Fit-For-55** and **Green Deal** packages may be of major benefit to Italy's economy. To achieve the policy objectives set for 2030, it will be necessary to install approximately 60 GW additional non-programmable renewable energy capacity. These new non-programmable renewable energy plants will be able to produce around 100 TWh of electricity, which will replace an equivalent quantity of energy produced by gas-fuelled thermoelectric plants. To ensure that these plants are built, it is essential to speed up consents processes and devise auction mechanisms with ambitious quotas, that will effectively enable achievement of the European targets. Terna will play its part as the operator of the transmission grid in integrating such plants into the grid and encouraging their correct location and a suitable technology mix.

Reputational

The growing complexity of the electricity system and the increased frequency and seriousness of adverse climatic events requires constant monitoring of the system's adequacy and resilience. The occurrence of malfunctions, potentially of a widespread nature, could increase Terna's reputational exposure to public authorities and stakeholders in general.

PHYSICAL RISKS

[< 201-2](#)


Climate change and rising temperatures can impact quality of service and grid infrastructure. Increasing the **resilience of the Italian electricity system** is one of the major challenges posed by the ecological transition. The increasingly serious and devastating impacts on electricity infrastructure provoked by extreme weather events, above all heavy snowfall and strong winds, make it necessary to draw up a specific plan to boost the resilience of the electricity system and the high-voltage grid. To achieve this goal, Terna has launched a new Resilience 2.0 project that aims:

1. to apply an innovative new approach with the use of probabilistic weather event prediction models and an engineering-based approach to assessing the vulnerability of Terna's assets;
2. to quantify the probability of failures to identify, via cost-benefit analysis, the interventions needed to enhance the resilience of the system.

Terna provides details of its strategy in the Resilience Plan.

Conflict in Ukraine: assessing and managing the risks for the Terna Group

The very recent international events involving **Russia** and **Ukraine** are being closely watched by the Terna Group as part of our continuous monitoring of ongoing geopolitical developments and, in particular, the related legislation, above all with regard to international sanctions. This assessment is normally conducted on an ongoing basis to **exclude, mitigate and prevent risks that could have an impact on operations and on the security of the transmission service, our business and on the Terna Group's commercial and financial transactions (the "Activities")**. Given the exceptional nature and size of this global crisis, Terna has moved proactively to set up specific task forces to monitor any new sanctions and to strengthen our due diligence procedures and ordinary controls, partly in view of the related policies adopted by the Terna Group. Whilst there are obvious concerns about how the crisis might develop and within a scenario marked by significant uncertainty, there is not at this time any evidence of an immediate, concrete impact on the normal conduct of our Activities or on the Group's strategy of combining sustainability with growth. Terna will, however, continue to closely follow any developments that could have currently unforeseeable consequences.



The remuneration system

In line with Terna's governance framework, the Board of Directors is responsible for setting the objectives and approving the results of the incentive schemes to which the variable remuneration of the Chief Executive Officer and general Manager is linked, and for defining the general criteria for the remuneration of Key Management Personnel.

In keeping with the recommendations in the Corporate Governance Code, relating to matters concerning remuneration, the Board of Directors is supported by a Remuneration Committee consisting of independent, non-executive Directors tasked with providing related recommendations and advice.

Performance Share Plan 2021-2025

The Board of Directors approved the Terms and Conditions of the Performance Share Plan 2021-2025 on 16 June 2021, in implementation of the terms established by the Annual general Meeting of shareholders held on 30 April 2021.

The LTI Plan 2021-2025 envisages the grant of the right to receive free of charge a given number of Terna S.p.A.'s ordinary shares at the end of a vesting period and on the achievement of the performance objectives to which the Plan is linked.

Further details are provided in the Information Circular on the Performance Share Plan 2021-2025 and in the "Report on the remuneration policy and remuneration paid", published on the Company's website (www.terna.it).

The share buyback programme to service the Plan was completed on 23 June 2021 at a total cost of approximately €10 million.



Scenarios,
strategy and the
creation of value

**Corporate governance,
risk management
and opportunities**

The Group's
business

Intangible
capitals

Natural
capital

About NFS

Independent limited
assurance report on
the NFS for 2021

Annexes

Remuneration policy for 2022

The Terna Group draws our Remuneration Policy in line with stakeholders' expectations and market best practices and in accordance with the principles and criteria set out in the Corporate Governance Code. We also ensure the maximum alignment between shareholders and management, in terms of both value creation and the risk profile established.

The Board of Directors ensures that the Chief Executive Officer and General Manager is the beneficiary of a policy that is in line with the principles contained in the Corporate Governance Code. This means ensuring that a significant part of remuneration is linked to the achievement of specific performance objectives, including those of a non-financial nature (e.g., ESG indicators). In the pay mix, care is also taken to ensure that long-term incentives are given more weight than those of a short-term nature.


The same principles underpin the policy for Key Management Personnel.

To support achievement of our strategic objectives and the Company's performance, Terna has adopted variable incentives schemes diversified on the basis of the different roles within the Company:

- an MBO (Management By Objectives) scheme for the Company's management, linking the value of individual bonuses:
 - to the degree to which quantitative targets have been met, at both Company and individual level, with a portion linked to Terna's environmental and social commitments (e.g., workplace safety indicators);
 - to a qualitative assessment of performance, based on management behaviours.
- a long-term incentives (LTIs) linked to multi-year business objectives, including sustainability, for managers in the most important roles with regard to achievement of strategic results.

Remuneration packages also include welfare provision and benefits designed to promote solid ongoing improvements in the work-life balance of Terna's people, resulting in pay and welfare packages that are well above average for Italian companies.

Full details of the Terna Group's remuneration policy are provided in the Report on the Remuneration Policy and on Remuneration Paid, approved by the Board of Directors - on the recommendation of the Remuneration Committee - on 24 March 2022, and to be published by Terna in compliance with the requirements of art. 123-ter of the CLF, as amended.





« The aim of my work is to shape the grid of tomorrow, but this doesn't just involve the simple updating of work programmes: the scenario is in constant flux, as the priorities and challenges shift and take on new forms. In addition to being aware of our major role in enabling the phase-out of coal, we also have shared responsibility for helping to drive the country's post-Covid economic recovery. The significant increase in investment is our response to this dual objective: sustainability and growth. »

Simona Baldissoni

Planning

Grid and interconnection planning

#Ternapeople #DrivingEnergy



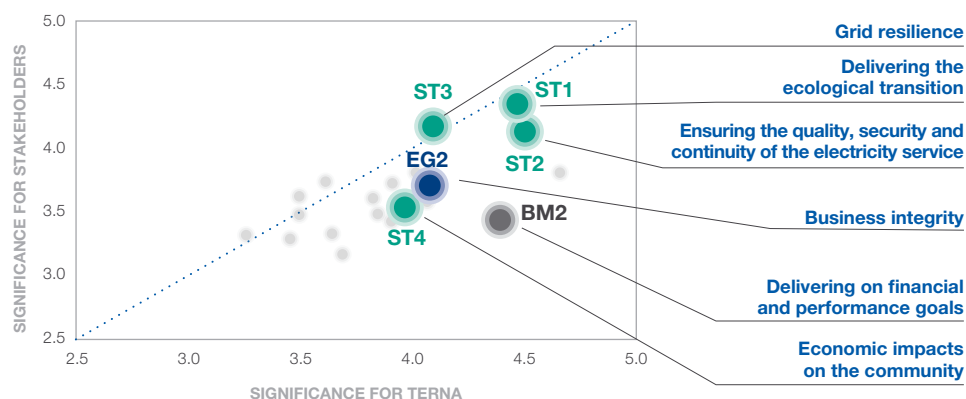
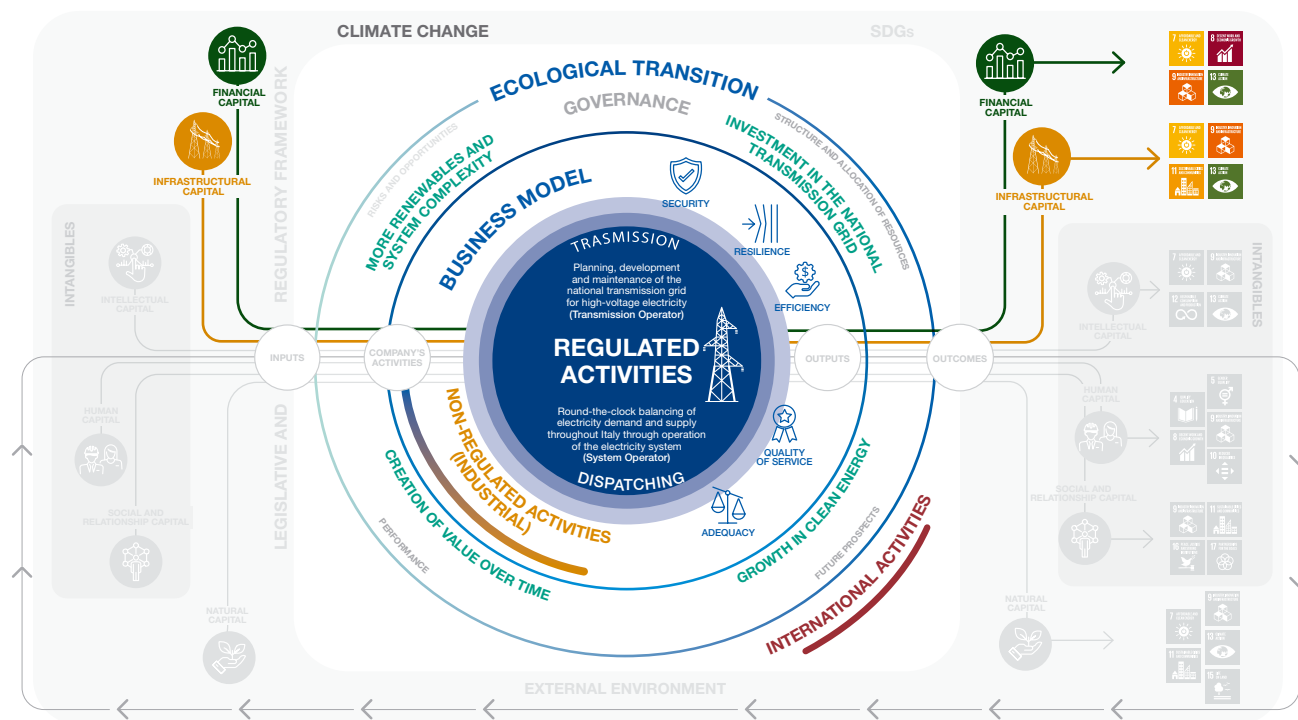
Operating activities	84
Financial resources and sustainable finance	131
The Group's financial review for 2021	134
Terna S.p.A.	146
The EU taxonomy	152
Share price performance	155
Other information	158
Outlook	163

The Group's business

In this section

At the heart of our story are our tangible capitals, which create value through the fully implementation of Terna's business model. Our operating activities are divided into three main lines of business: "Regulated Activities", "Non-regulated Activities" and "International Activities". Progress in delivering on the 2021-2025 Industrial Plan and the Development Plan is highlighted, as this represents the Group's ability to carry out the planned investment in electricity infrastructure needed to progressively integrate renewable sources into the country's electricity system and to help drive economic growth. Information on the operating and financial performance of each line of business is provided.





These infographics highlight the topics dealt with in this section with the aim of **facilitating information connectivity**: in this way, the section offers an overall view showing the links between all the factors that influence Terna's ability to create value over time and how they are dependent on each other. Material topics are indicated with a cross-reference in blue, showing the relevant code.

TANGIBLE CAPITALS

Terna's infrastructural capital is represented by the National Transmission Grid, the Group's key asset that drives and defines our mission. It would, however, be impossible for Terna to develop and maintain the grid without the support of a range of financial resources, necessary in order to carry out the investment programmes and strategic initiatives needed to deliver the Energy Transition. This is why our tangible capitals are at the very heart of everything we do.

Operating activities

The Terna Group's business model is divided into three areas of business. The main area is Regulated Activities, which coincides with the obligations deriving from the government concession, together with Non-regulated Activities and International Activities.

NFS

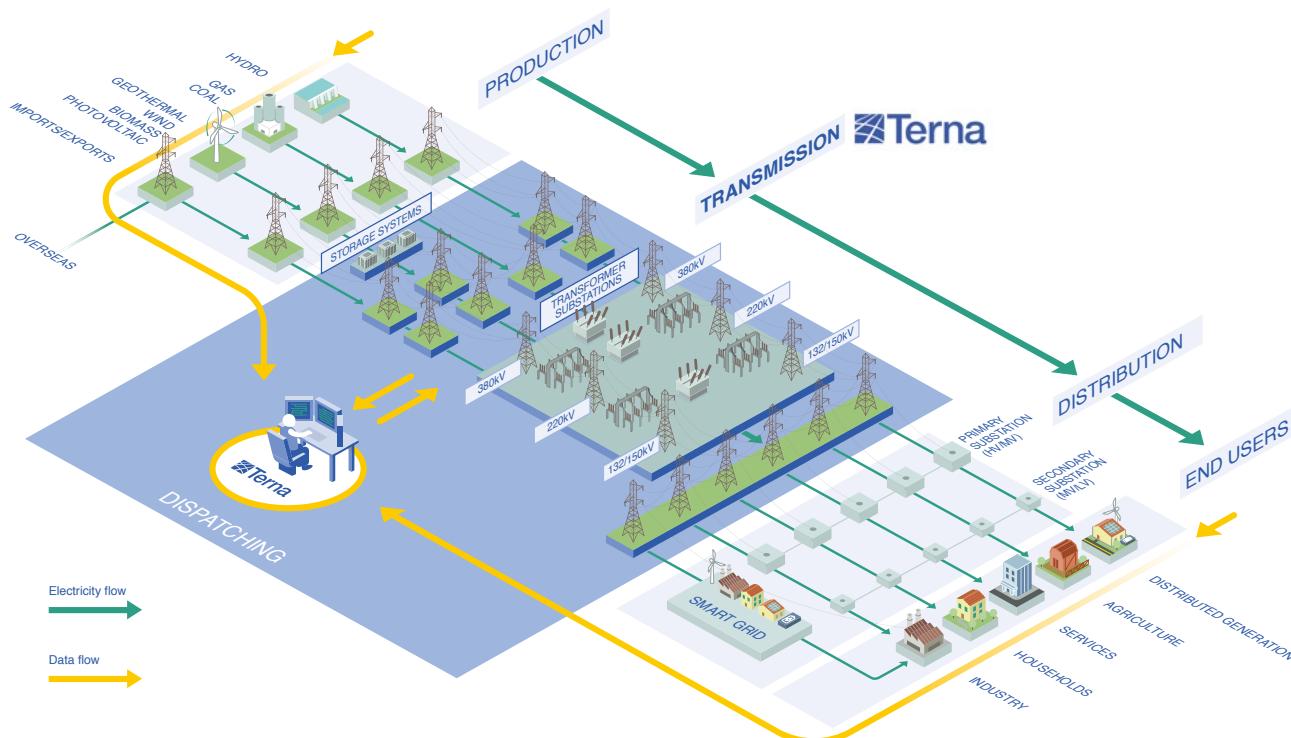
Regulated Activities: the National Transmission Grid

The Italian electricity supply chain consists of four segments: production, transmission, distribution and the sale of electricity.

The Terna Group's main regulated activities are the transmission and dispatching of electricity in Italy.

Terna performs these activities in its role as the Italian TSO (Transmission System Operator) and ISO (Independent System Operator), under a monopoly arrangement and a government concession.

THE NATIONAL ELECTRICITY SYSTEM SUPPLY CHAIN



One of the peculiarities of every electricity system is the need to be able to continuously guarantee that demand for energy from end users (households and businesses) is always balanced by the energy produced by power plants.

Scenarios,
strategy and the
creation of value

Corporate governance,
risk management
and opportunities

**The Group's
business**

Intangible
capitals

Natural
capital

About NFS

Independent limited
assurance report on
the NFS for 2021

Annexes

Terna has the key and delicate role of guaranteeing this balance through a high-technology system, using a specific market, in which it makes daily purchases of the “services” necessary to constantly ensure the continuity and security of electricity supply.

In addition to strengthening the domestic grid, Terna is required to develop interconnection capacity with other countries’ electricity systems. Indeed, Italy is electrically interconnected with France, Switzerland, Austria, Slovenia, Montenegro and Greece via 26 interconnectors.

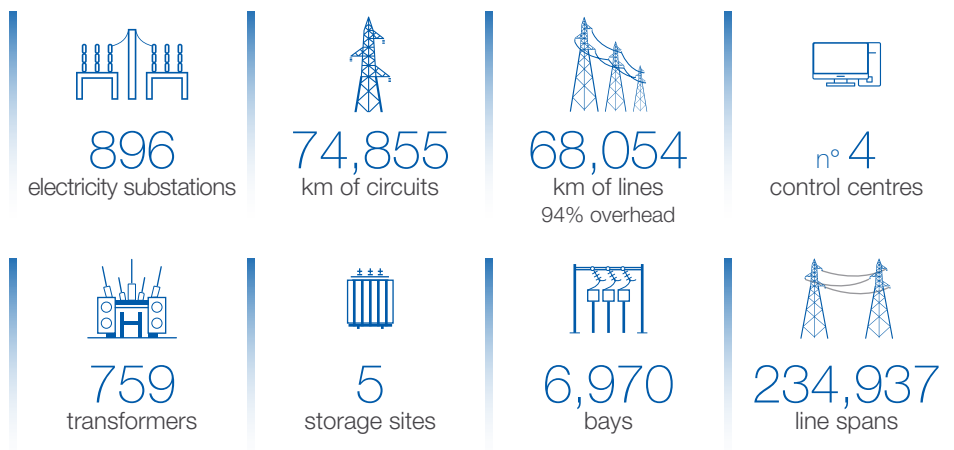
ELECTRICITY TRANSMISSION

Planning for development of the National Transmission Grid, the performance of construction services and the maintenance of electricity infrastructure are the three areas of responsibility included in the regulated electricity transmission business.

The Group adopts a sustainable approach throughout every stage of the process. This takes the form of transparency in managing the Group’s social and relationship capital through engagement with the stakeholders directly affected by the Group’s development initiatives, with a view to building awareness of the importance of delivering the planned new electricity infrastructure.

NFS

TERNA'S INFRASTRUCTURE*



< EU4

* Figures updated to 31 December 2021, except for the figure for line spans, which is updated to early 2022.





Connecting new plants

Terna has an obligation to connect all potential users requesting connection to the grid, identifying connection solutions in terms of criteria that guarantee the continuity and safe operation of the grid to which an applicant's new plant will be connected. Terna is responsible for high and very high voltage connections to the NTG of plants with a capacity of 10 MW or more.

At any one time, Terna handles around 3,200 applications for connection to the grid in relation to future or existing initiatives. More than 2,200 applications for connection using the general minimum technical solution, relating in particular to the connection of plants using renewable energy sources (RES) to the NTG and representing total capacity of 102.5 GW, are currently in progress.

The publication of the Decree of the Minister for Economic Development and of the Minister for the Environment (4 July 2019), providing incentives in the three-year period 2019-2021 for electricity produced by plants powered by onshore wind, solar panels, hydro power and residual gas from treatment processes, has rekindled interest in the development of projects for RES plants and a rapid increase in applications for new connections to the NTG.

New projects at the development stage primarily regard wind and solar power plants.

This shows that:

- 87% of the applications received are from southern Italy and the islands (representing capacity equivalent to over 88% of the total);
- a sharp increase was registered in applications for the connection of new distribution plants and for upgrades to existing plants by local distributors, with the aim of harnessing production from renewable sources;
- **23 connection contracts** were signed in 2021 (representing **total capacity of 632 MW**), relating to the construction of new RES plants.



Scenarios,
strategy and the
creation of value

Corporate governance,
risk management
and opportunities

**The Group's
business**

Intangible
capitals

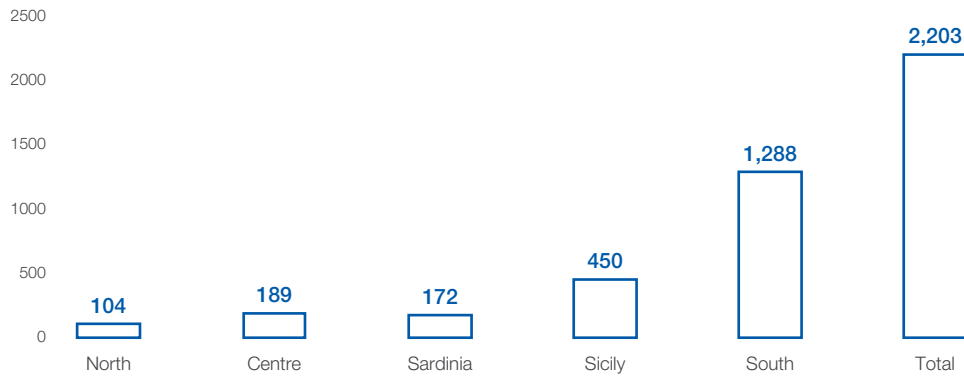
Natural
capital

About NFS

Independent limited
assurance report on
the NFS for 2021

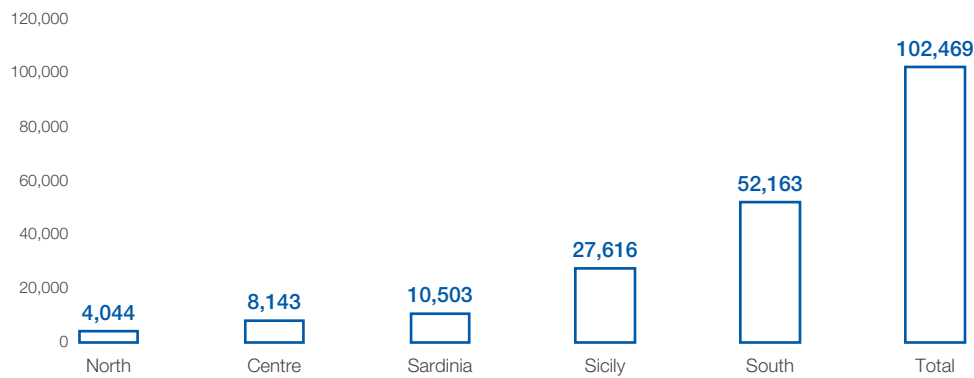
Annexes

NUMBER OF APPLICATIONS



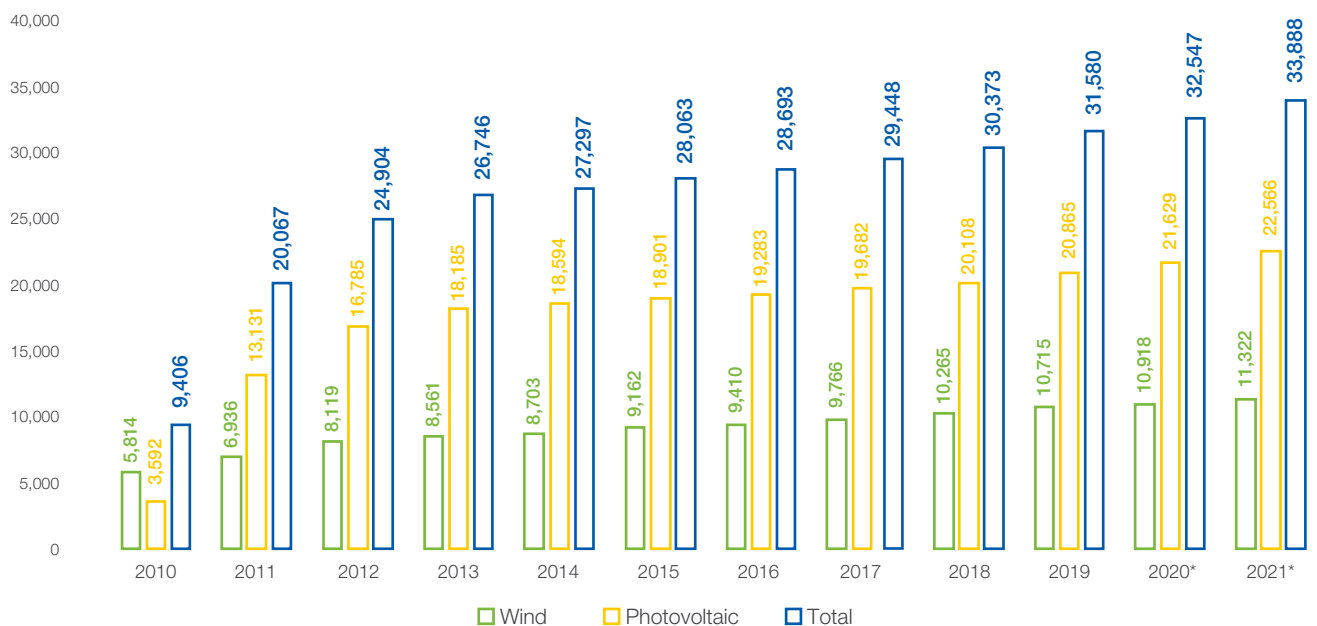
Data at 31 December 2021.

CAPACITY (MW)



Data at 31 December 2021.

INSTALLED PHOTOVOLTAIC AND WIND CAPACITY 2010-2021 (GW)



(*) Provisional data from Terna for 2020 and 2021.



2021 Development Plan

On 7 July 2021, the latest available 2021 Development Plan for the National Electricity Grid, approved by Terna's Board of Directors on 12 May 2021, was presented to the Ministry of Ecological Transition, in line with the provisions of art. 60 of the "Simplification Decree", which requires Terna to prepare a ten-year Development Plan for the national transmission grid every two years.

The National Transmission Grid **Development Plan** provides for investment of **€18.1 billion over the next ten years**, marking an increase of 25% compared with the previous ten-year plan. As well as the works planned for the period, the Plan also covers the state of progress of works planned in previous years.

The Plan must guarantee the sustainable development of the National Transmission Grid (NTG), by enabling the implementation of RES, and supporting the energy transition and the phase-out of coal. It contains all the investments that Terna is committed to carrying out in order to guarantee the efficiency of the grid, the security of supply and of the service and the integration of production from renewable sources, in line with the objectives set out in the **Proposal for a National Integrated Energy and Climate Plan (PNIEC)**, provided for by Regulation 2016/0375 of the European Parliament and Council on the Governance of the Energy Union.



Scenarios,
strategy and the
creation of valueCorporate governance,
risk management
and opportunities**The Group's
business**Intangible
capitalsNatural
capital

About NFS

Independent limited
assurance report on
the NFS for 2021

Annexes

To achieve this, four drivers have been identified:



DECARBONISATION

Grid development to support the ecological transition and combat climate change, by:

- facilitating RES deployment and integration;
- facilitating the spread of electric mobility and reducing emissions in the long term;
- supporting the increase in electricity penetration.



MARKET EFFICIENCY

Supporting economic growth and improving the quality of life by reducing system costs, by:

- building market integration infrastructure;
- integrating the Dispatching Services Market.



SECURITY, QUALITY AND RESILIENCE

Security of supply ensures the security of the national electricity system and, at the same time, creates an increasingly resilient system, capable of handling critical events external to the system itself, by:

- investing in research and using innovative technologies;
- investing in operation, maintenance, upgrades, new grid connections and cabling.



SUSTAINABILITY

The ability to plan, design and implement based on rigorous analyses that maximise the environmental benefits together with the economic benefits is the only possible guarantee of sustainability:

- investment in innovative technologies to mitigate environmental impact;
- projects to protect biodiversity and natural habitats;
- constant stakeholder engagement;
- efforts to make grids more efficient.



The drivers are pursued along five **lines of action**:



1. INTERCONNECTORS

The upgrade and expansion of cross-border interconnections to boost exchange capacity with neighbouring countries.



2. INTEGRATION OF RES

Increase exchanges between market areas to boost the integration of renewable energy sources (RES).



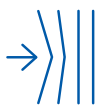
3. EXPANSION OF THE NTG

- > Address critical issues, increase electrification in metropolitan areas
- > Integrated management of NTG security
- > Increasingly widespread control of the grid.



4. INFRASTRUCTURE SYNERGIES

Synergies with other systems (gas, railways and telecommunications) to integrate networks with a reduced impact on local areas.



5. RESILIENCE 2.0

New approach to identifying and assessing initiatives that increase grid resilience.



Scenarios,
strategy and the
creation of valueCorporate governance,
risk management
and opportunities**The Group's
business**Intangible
capitalsNatural
capital

About NFS

Independent limited
assurance report on
the NFS for 2021

Annexes

With regard to decarbonisation, in line with Legislative Decree 93/11 and Resolution 627/16, as amended²⁶, Terna has included a specific section in the National Development Plan setting out the actions needed in order to make full use of the power produced by renewable plants. The grid assessments conducted with a view to facilitating the use and development of renewable production have led to the identification of the work to be carried out on both the primary 380-220kV transmission grid and on the 150-132kV high-voltage grid.

The planning process, leading to the definition of the Development Plan, can be divided into four main phases:

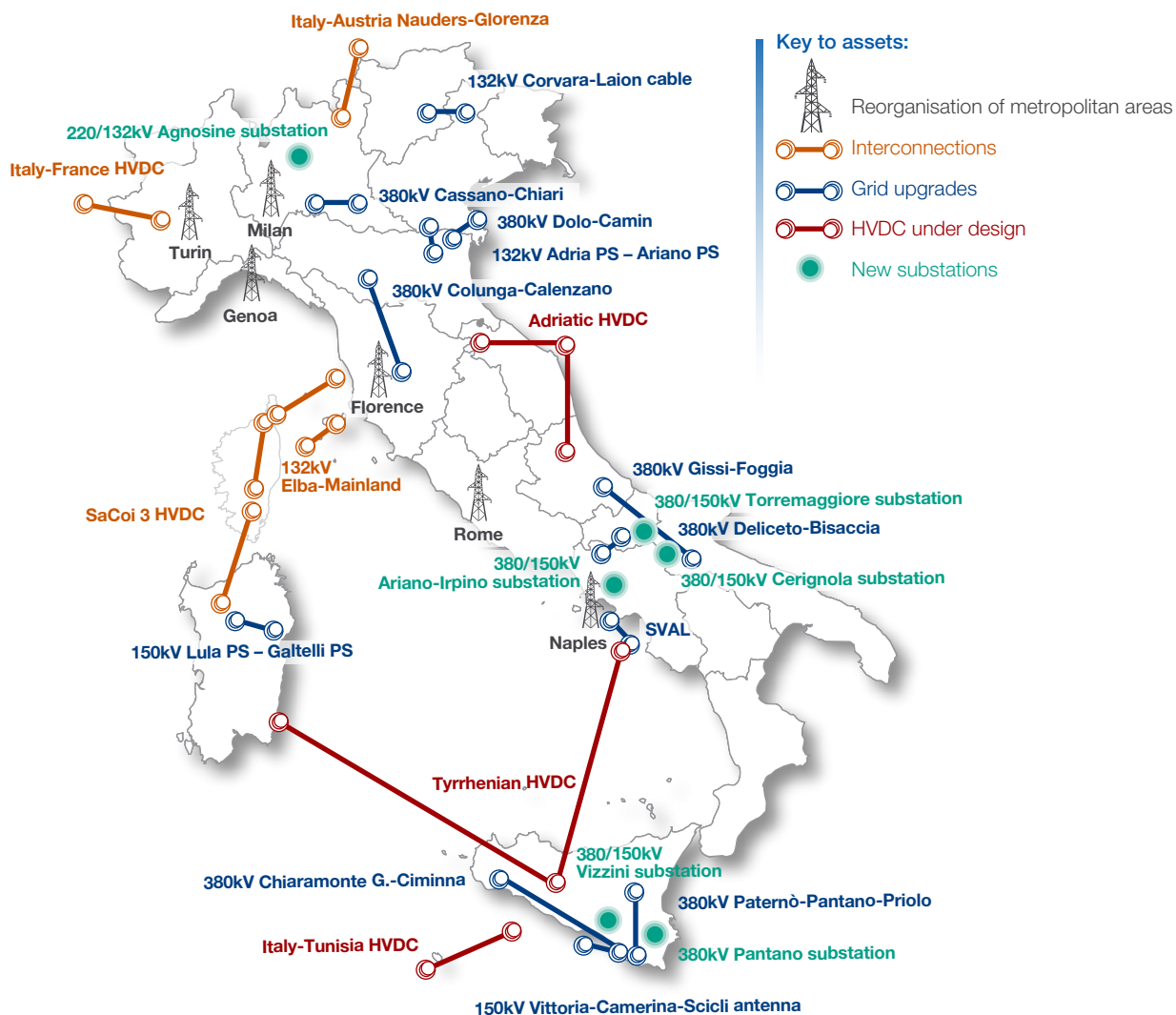
- 1) collection of physical grid and economic market parameters, and implementation of the main forecast scenarios at national and European level;
- 2) analysis of the current operational state of the electricity grid and forecast analyses on shared scenarios in order to identify critical areas of the grid, which underlie new development needs and priorities, and also to assess future problems and identify future grid development needs;
- 3) feasibility studies and cost-benefit analyses carried out in order to assess the overall benefits (including those relating to environmental and social sustainability) compared with the associated costs for each investment project;
- 4) planning of the works with the greatest added value for the system, followed by the subsequent phases of consultation and authorisation, procurement and delivery.



²⁶ Resolution 627/2016/R/eel, as amended - Provisions for consultation on the ten-year National Transmission Grid Development Plan and approval of the minimum requirements for the Plan, in relation to the assessments for which the regulator is responsible.

Principal projects for the National Transmission Grid 2021-2025

The Development Plan envisages capital expenditure of approximately €6 billion in the period 2021-25, which is in addition to expenditure on the Security Plan, the Electricity Asset Renewal Plan and other investment:



Scenarios,
strategy and the
creation of value

Corporate governance,
risk management
and opportunities

The Group's
business

Intangible
capitals

Natural
capital

About NFS

Independent limited
assurance report on
the NFS for 2021

Annexes

DEVELOPMENT PLAN

Interconnectors and lines	Km of circuit	Status	Driver			
Italy-France Interconnector	180					
Italy-Austria interconnector	24					
Italy-Switzerland Interconnector	100					
Italy-Slovenia interconnector	154					
Sardinia-Corsica-Italy interconnector	778					
HVDC Centre South - Centre North	221					
HVDC Italy-Tunisia	200					
HVDC Mainland Sicily-Sardinia	950					
Reorganisation of metropolitan areas ✓	182					
Chiaromonte-Gulfi-Ciminna	173					
Upgrade in the Mid Piave Valley ✓	90					
Colunga-Calenzano ✓	85					
Gissi-Foggia	140					
Cassano-Chiari	36					
Deliceto Bisaccia	36					
Upgrade North-Calabria	10					
Paternò-Pantano-Priolo	63					
Elba-Mainland	35					
Substations						
Agnosine substation						
Vizzini substation						
Pantano substation						
Torremaggiore substation						
Cerignola substation						
Ariano Irpino substation						

Legenda Resilience and Status*

✓ Resilience Plan Completed/ in service Under construction Awaiting consents Consultation Under design Planned

Legenda Driver*

De-carbonisation Market efficiency Security of supply Systemic sustainability

* The other initiatives completed in 2021 are shown in the section "Changes in the dimensions of the NTG" in the annexes.

ST3



Security Plan

The National Electricity System Security Protection Plan, also known as the Security Plan, is a four-year programme of interventions to protect the security of the electricity system. Prepared by Terna pursuant to Law 290 of 27 October 2003, the Plan is submitted to the Ministry for the Ecological Transition for approval by 31 May of each year.

The 2021 Security Plan is fully in line with the evolution of the energy sector towards scenarios characterised by increased use of renewable energy sources, the decommissioning of thermoelectric plants and climate change. The Plan provides for the necessary measures to regulate the system's voltage and the dynamic stability, to adapt the Control and Protection Systems, and to strengthen electricity system management initiatives and the physical and cyber security of grid infrastructure. Attached to the Security Plan is the Resilience Plan, which is defined by applying the new Resilience 2.0 methodology, and includes all the investments set out in Terna's strategic plans (Development, Safety and Renewal). The Resilience Plan is designed to boost the resilience of the electricity system, thus enabling it to withstand the extreme weather events that have become increasingly frequent in recent years due to climate change.

SECURITY PLAN

Projects	Status	Driver
Fiber for the Grid		
Ice and snow risk mitigation systems ✓		
Control devices		
Cyber security		

Legenda Resilience and Status

✓ Resilience Plan	Completed/ in service	Under construction	Awaiting consents	Consultation	Under design	Planned
-------------------	-----------------------	--------------------	-------------------	--------------	--------------	---------

Legenda Driver

De-carbonisation	Market efficiency	Security of supply	Systemic sustainability
------------------	-------------------	--------------------	-------------------------



FOCUS

Focus on Resilience 2.0 methodology

Weather events over the last 20 years show that the main causes of disruption to the National Transmission Grid are accumulations of wet snow and strong gusts of wind, resulting in vegetation falling onto power lines, as well as flooding, landslides and salt pollution. These critical issues highlight the need for increasingly effective NTG planning aimed at dealing with the risk of extreme events in the areas of the country affected.

Therefore, Terna defined a new methodology, called Resilience 2.0, which assesses the benefits of interventions by comparing the energy not supplied before and after such interventions, taking into account climate risk projections and the vulnerability of the electricity grid's assets. The Resilience 2.0 methodological approach:

- is innovative, as it uses predictive climate models to identify the likelihood of the NTG's exposure to the severe weather events expected in the coming decades;
- uses engineering to assess the behaviour of electricity assets subject to severe weather events, by means of vulnerability curves;
- assesses the likelihood of occurrence and extent of disruption, in terms of power outage, taking into account the possible ripple effect on the section of the electricity system involved.

The methodology enabled definition of Terna's Resilience Plan, including identification of precise preventive measures to increase the robustness of the NTG and the resilience of the area exposed to such events, in order to mitigate the effects of severe weather events, as well as interventions to monitor and restore grid operation if disruptions caused by such weather events occur.

With Resolution 9/2022/R/eel, ARERA confirmed the new methodology for measuring the increased resilience of the NTG, as set out in Annex A.76 of the Grid Code.



NFS

Infrastructure maintenance

Maintenance of electricity grid infrastructure is essential in order to guarantee quality of service, as well as the security of the assets managed (power lines and substations) and their performance. These operations are carried out on the basis of a conditional approach. **The tools used to support maintenance activities are subject to continuous innovation**, and primarily include: the **MBI (Monitoring and Business Intelligence)** decision-support system, which suggests maintenance activities to be carried out and indicates whether or not they can be postponed, and **WFM (Work Force Management) software**, which manages the workforce by planning and scheduling MBI maintenance activities.

In addition, Terna has participated for many years in international benchmarking activities aimed at sharing O&M and renewal best practices, consistently ranking among the best TSOs in terms of asset management process efficiency and optimal service provision quality.

ROUTINE MAINTENANCE

Repairs are carried out when signs of deterioration are identified as a result of the monitoring process or by on-line sensors. These indications and any problems identified are processed by the expert system used to support decision-making (MBI- Monitoring and Business Intelligence). This system draws up the maintenance plan on the basis of engineering models developed by the Asset Management department.

RENEWAL PLAN

The Renewal Plan is based on an analytical method that, starting from consistent, objective technical criteria, identifies and evaluates **extraordinary maintenance works** ("renewal"), assessing the state of repair and technical status of line components and substation equipment, using a priority clustering approach with the aim of improving the quality of the electricity service and prolonging the useful lives of assets.

Renewal work is associated with three types of benefit:

- **Sustainability**: resulting from the use of more eco-friendly components, the replacement of fluid-oil cables and improvements to the reliability of assets;
- **Innovation and digitalisation**: reflecting the adoption of monitoring systems for existing assets using digital and innovative solutions;
- **Resilience**: work on strengthening the NTG in order to increase the resilience of the infrastructure.

In the new Industrial Plan, Terna confirms our commitment to increasing service quality through renewal of power line and substation components, environmental quality through environmentally friendly measures (e.g. replacement fluid-oil cables, installation of green equipment insulated with vegetable esters), and process quality through implementation of digitisation projects for electricity assets (e.g. overhead lines, cables, substations).

Scenarios,
strategy and the
creation of value

Corporate governance,
risk management
and opportunities

The Group's
business

Intangible
capitals


Natural
capital

About NFS

Independent limited
assurance report on
the NFS for 2021

Annexes


Maintenance operations

 ~39,800
substation checks
for various voltage levels


 ~2.7
average number of inspections
per year per overhead line


INFRASTRUCTURE MONITORING AND CONTROL

 ~190,800 km
ground and helicopter
inspections of overhead lines

 ~63,400 km
inspections of
underground cable lines

 ~145,600 km
helicopter inspections of
overhead lines

 ~28
average number of inspections per
year per underground cable

 ~20,100 km
of power lines on which
vegetation was cut back to
ensure their correct and safe
operation

 ~1,700
monitoring checks and
maintenance work carried out
using live-line working

ROUTINE MAINTENANCE

LINES
 ~3,000 km
of conductors replaced

~3,700 km
of ground wires replaced

~190
pylons replaced

EXTRAORDINARY MAINTENANCE

SUBSTATIONS
 30
static machines replaced

220
circuit breakers replaced

205
disconnectors replaced

550
current transformers
replaced

640
voltage transformers
replaced

ST1

203-1 >



The Group's capital expenditure

The Terna Group's **total capital expenditure** in 2021 amounts to **€1,520.7 million**, a significant increase compared with €1,351.1 million in the previous year (**up 12.6%**), and compared to €1,264.1 million in 2019, thus confirming Terna's great capacity to pursue its objectives despite the critical situation arising from the Covid-19 pandemic.

	2021 ⁽¹⁾	2020	CHANGE	% CHANGE
Development Plan ⁽²⁾	574.0	482.9	91.1	18.9%
Security Plan ⁽²⁾	274.9	228.7	46.2	20.2%
Projects to renew electricity assets ⁽²⁾	484.7	411.7	73.0	17.7%
Other capital expenditure ⁽²⁾	127.3	110.1	17.2	15.6%
Total regulated assets	1,460.9	1,233.4	227.5	18.4%
Non-regulated assets	49.0⁽³⁾	107.6⁽⁴⁾	(58.6)	(54.5%)
Capitalised financial expenses	10.8	10.1	0.7	6.9%
Total capital expenditure	1,520.7	1,351.1	169.6	12.6%

⁽¹⁾ The figures for non-regulated assets do not include assets held for sale reclassified in accordance with IFRS 5.

⁽²⁾ The figures for 2020 have been restated following changes to the purposes of investments, without modifying the overall value of investment in regulated assets.

⁽³⁾ Non-regulated assets primarily regard the private Italy-France and Italy-Austria interconnectors and the re-routing of power lines for third parties.

⁽⁴⁾ Non-regulated assets in 2020, which include the amount reclassified in 2021 to assets held for sale, primarily relate to private interconnections, the Brugg Group (mainly regarding contracts within the scope of IFRS 16), the re-routing of power lines for third parties and assets in Peru.

MAIN REGULATED WORKS CARRIED OUT DURING THE YEAR

> DEVELOPMENT PLAN – €574.0 million

Tyrrhenian Link
(€70.4 million)

Consents: the consents process for the Campania-Sicily section (East Link) of the connection has begun, and the public consultation for the Sicily-Sardinia section (West Link) is in progress.

Cable connection: the framework contracts regarding the executive design, and the supply and laying of marine and terrestrial cables have been formalised. The preliminary marine survey for the East Link has been completed.

Converter stations: procurement for both sections of the connection is in progress.

Paternò-Pantano-Priolo
(€34.3 million)

380kV Paternò-Pantano power line: work is nearing completion on construction of the foundations and assembly of the pylons (44 out of a total of 50).

380kV Paternò-Priolo power line: work is continuing on construction of the foundations (23 out of a total of 115) and assembly of the first pylons (7 out of a total of 115).

380/220/150kV Pantano substation: consents have been obtained for the local re-routing, and work has restarted on the site with completion of the excavations for the site layout.

Vizzini substation
(€17.2 million)

Vizzini substation: construction of the foundations and buildings has been completed, and electromechanical assembly on the 380kV section has begun.

Vizzini substation connections: work has begun on the 380kV connections.

Scenarios,
strategy and the
creation of valueCorporate governance,
risk management
and opportunities**The Group's
business**Intangible
capitalsNatural
capital

About NFS

Independent limited
assurance report on
the NFS for 2021

Annexes

Auronzo substation: the civil works regarding the perimeter and retaining walls and the foundations for the machinery are nearing completion, and the tender for construction of the building that will house the GIS (gas insulated substation) has been launched; production of the equipment is in progress.

*Reorganisation in the
Upper Bellunese area
(€16.3 million)*

Auronzo substation connections: construction work has begun.

Commissioning trials for the connection are in progress, with entry into service scheduled in 2022.

*Italy-France interconnector
(€13.4 million)*

Pianezza connections - phase 2: demolition of the section of the line not in service (2.3 km) has been completed. 13 foundations for pylons on the overhead section have been completed, and regarding the cable section 5.6 km has been excavated and 4.3 km of cable out of a total of 6.3 km has been laid.

*Reorganisation in Turin
(€12.9 million)*

132kV Rivoli-Paracca and Paracca-Collegno cables: work has been completed and the Rivoli-Paracca (4.4 km) and Paracca-Collegno (2.7 km) connections have both entered service.

Pianezza substation - installation of 220kV reactor: work has been completed and the reactor entered service in December 2021.

Scafati substation and related connections: the connection has been completed and energised and entered service in October 2021.

*Sorrento Peninsula
interconnector
(€11.2 million)*

150kV Sorrento – Vico – Agerola – Lettere power line: the executive design has been completed, and execution of the checks required before work can start are awaited.

Bisaccia-Deliceto power line: 95% of the foundations and assembly of the pylons (75 out of a total of 78) have been completed, and 90% of the conductors (32.3 km out of a total of 35.8 km) have been installed. Planning permission is awaited for three pylons, which will complete the infrastructure.

*Grid upgrades in the
Foggia-Benevento area
(€11.1 million)*

Enlargement of the Bisaccia electricity substation and the installation of PSTs: following the entry into service of the substation's enlargement (in December 2020), permission has been received from the relevant authorities for transportation of the PSTs and the transformer to the site.

220kV Castelluccia-Naples cable: the connection has been completed and energised and entered service at the end of December 2021.

*Reorganisation in Naples
(€9.6 million)*

220kV Astroni-Naples Centre cable: the connection has been completed and energised and entered service at the end of November 2021.

> SECURITY PLAN – €274.9 million

Synchronous compensators (€119.0 million)

Garigliano, Foggia, Fano, Candia and Brindisi compensators: the equipment has been completed and energised and has entered service.

Maida compensator: civil works are nearing completion, and permission has been granted by the relevant authorities for transportation of machinery to the site.

Villanova and Rosara compensators: civil works on the site layout have begun; production of the related supplies is in progress.

Codrongianos and Suvereto compensators: the contracts have been awarded, design is in progress and production of the related supplies has begun.

Fiber for the Grid (€24.0 million)

This project aims to boost the availability of data on the grid in order to make it easier to monitor and manage the security of the electricity system, by increasing and expanding the fibre optic network.

At the end of 2021, the target of 34 substations connected via proprietary fibre was reached, adding to a total of 510 substations covered.

> PROJECTS TO RENEW ELECTRICITY ASSETS – €484.7 million

Renewal of electricity assets

The delivery of the commitment to carry out works to renew electricity assets to improve the reliability and resilience of the NTG has continued.

The renewal of overhead lines and substation equipment continued during 2021: approximately 3,000 km of conductors and 22 items of equipment were replaced, 4 with “green” equipment, insulated using vegetable esters.



Scenarios,
strategy and the
creation of valueCorporate governance,
risk management
and opportunities**The Group's
business**Intangible
capitalsNatural
capital

About NFS

Independent limited
assurance report on
the NFS for 2021

Annexes

RESEARCH AND DEVELOPMENT

In 2021, the Terna Group invested approximately €9 million in research and development and incurred costs of approximately €6 million.

CONSENT PROCESSES

Completed processes

During 2021, the Ministry of Ecological Transition and regional authorities **authorised** a total of **37 new Terna projects relating to the development of the electricity grid**.

This marks an unprecedented achievement in Terna's history, confirming our key role as driver and enabler of the energy transition aimed at reaching national and European climate targets. 2021 saw a sharp uptick compared with 2020, when 23 projects with a total value of €266 million were authorised.

Eight of the authorisation decrees issued regard Sicily and account for almost half of the total value of the investments, including the most economically significant project relating to the construction of the 172-km long "Chiaramonte Gulfi-Ciminna" power line. In terms of investment value, this project is followed by the reorganisation of the electricity grid between Malcontenta and Fusina in the province of Venice, the new submarine link that will connect the island of Elba to the municipality of Piombino in the province of Livorno, and the reorganisation of the electricity grid in Bologna.

Other consent processes were completed in early 2022, including reorganisation of the grid in the Teramo and Pescara area; the new electricity connection between the Adria South substation in Veneto and the Ariano primary substation in Emilia-Romagna; the new 150kV power line which runs almost entirely underground that connects the "Sant'Angelo - Cocullo Brulli" power line and the Roccaraso primary substation; and construction of two new 132kV cable power lines in the municipality of Caselle Torinese, in the metropolitan area of Turin.

The completion of consents processes enabled work to begin on various projects during the year, including the following: i) modernisation of the 132kV power line between San Giuseppe and Portoferraio on the island of Elba and the 220kV underground line between Naples Centre and Astroni; ii) demolition of the Lizzana-Pista, Dolo-Camin, Figline-Pirelli, Castelluccia-San Sebastiano, Schio-Arserio and Albarola di Lodi district power lines; iii) reorganisation of the metropolitan areas of Milan, Turin and Rome; iv) restructuring of the HV grids serving Florence and Catania metropolitan area; v) increases to the capacity of the Tyrrhenian-Adriatic backbone; and vi) construction of the 380/150kV Vizzini substation, of the armoured substation for Foiano, the 150kV Foiano-Ginestra-Ariano power line and of the cable linking Augusta and Filonero.

In early 2022, work also began on the new "Colunga-Calenzano" power line between Emilia-Romagna and Tuscany, the construction of the 150kV Pettino - Torrione (AQ) underground cable line, the first steps in the plan to reorganise and modernise the electricity grid in the metropolitan area of Catania, replacement of the underground cable linking the "Naples Centre" primary substation with the "Doganella" primary substation and work on the installation of the synchronous compensator for the Suvereto substation.

Processes initiated

In addition, **a number of consent processes** were initiated during 2021, including:

- “Tyrrhenian Link - East Link”, the section of Terna’s undersea power line that will connect Campania and Sicily;
- the 150kV underground power line that will connect the Rome South substation and the Ciampino primary substation;
- reorganisation of the Val Formazza electricity grid, which will affect the municipalities of Formazza, Premia, Crodo, Montecrestese, Crevoladossola, Masera and Baceno in the province of Verbano-Cusio-Ossola;
- the Santa Teresa-Tempio-Buddusò power line, new infrastructure serving northern Sardinia;
- reorganisation of the grid in the province of Sondrio, including the construction of new 380kV substations; 13.5 km of new 380kV cable lines; 2.8 km of new 220, 150 and 132kV cable connections and 4.2 km of overhead connections to the new electricity substations;
- reorganisation of power lines in the Cepagatti area in the province of Pescara;
- construction of a substation and two 150kV power lines in the provinces of Enna and Catania.

Consultations

Projects in the **consultation** phase include the Adriatic Link, the new submarine power line which, at a cost of €1 billion, will link the Abruzzo and Marche regions. Following a participatory design stage, Terna is about to conclude the public consultation for this project, carried out in compliance with Law Decree 76/2020 and to which the procedures provided for in Regulation (EU) 347/2013 will be applied. At the same as submitting an application for consent, Terna will also provide the Ministry for the Ecological Transition with details of the outcome of the consultation for its approval.



Scenarios,
strategy and the
creation of value

Corporate governance,
risk management
and opportunities

**The Group's
business**

Intangible
capitals

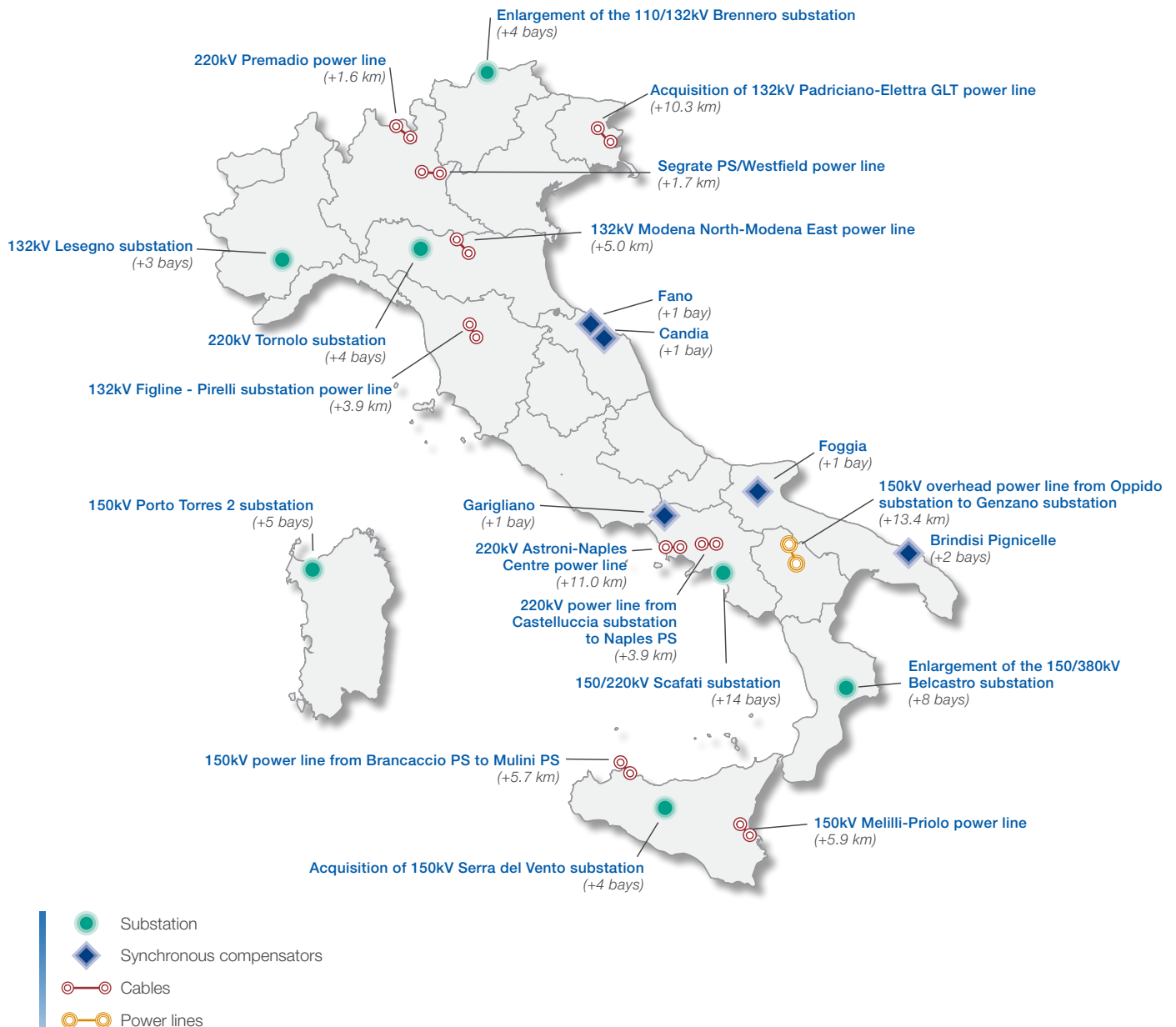
Natural
capital

About NFS

Independent limited
assurance report on
the NFS for 2021

Annexes

MAIN PROJECTS CARRIED OUT IN 2021



FOCUS

Special projects

1

Interconnector Italy-France

The new direct current interconnection between Piossasco (IT) and Grande Île (FR) will increase interconnection capacity between Italy and France by **1,200 MW**, raising it from approximately the existing **3 GW** to over **4 GW**. The "Grande Île - Piossasco" project is **190 km** long.

STATE OF PROGRESS



The cable duct has been completed and the converter station built.

WORK IN PROGRESS



Commissioning tests for the system and the elimination of bugs in the command-and-control system are in progress.

BENEFITS OF THE PROJECT



- **Increased exchange capacity** with the rest of Europe, especially with France;
- **Greater capacity for mutual assistance** between the Italian and French systems;
- **Full integration of the two markets**, resulting in increased security and adequate demand coverage;
- Increased possibility for Italy to be supplied **from more affordable power plants**.


ENTRY INTO SERVICE



Private bipole – Q2 2022
Public bipole – Q3 2022



San Valeriano viaduct



Laying cables inside a viaduct



Scenarios,
strategy and the
creation of value

Corporate governance,
risk management
and opportunities

The Group's
business

Intangible
capitals

Natural
capital

About NFS

Independent limited
assurance report on
the NFS for 2021

Annexes

>> continued **SPECIAL PROJECTS FOCUS**

2

HVDC connection

Sardinia - Corsica - Italian mainland (SA.CO.I.3)

The new tri-terminal high-voltage direct current (HVDC) connection consists of **renovation** and **modernisation** of the existing electricity connection between Sardinia, Corsica and the Italian mainland. It will enable the use of total transport capacity of up to **400 MW**.

The connection between Tuscany, Corsica and Sardinia will have a length of approximately 388 km per pole (including approximately 140 km of marine and terrestrial cables and approximately 248 km of overhead lines).

STATE OF PROGRESS



As part of the Environmental Impact Assessment (EIA) procedure, approval has been granted by the EIA Technical Committee and the Ministry of Culture. In Corsica, the consents process has been formally initiated with the filing of the related report.

WORK IN PROGRESS



The process of obtaining the consents is continuing. In Italy, the environmental compatibility procedure has been completed and the consents process has begun. In Corsica, the requested supplementary documentation has been provided and the public enquiry has begun. The procurement phase for renewal of the overhead line in Corsica has begun.

BENEFITS OF THE PROJECT



- **Reduced costs** for procurement of resources for the Dispatching Services Market (DSM);
- **Increased fitness for purpose of the electricity system** in Sardinia;
- Greater contribution to Sardinia's **reserve requirements**;
- Greater **benefit in terms of energy not supplied**, especially taking into account the scenarios envisaged for the evolution of the electricity system (PNIEC).

ENTRY INTO SERVICE



Module 1 Sardinia-Corsica-Tuscany 2025
Module 2 Sardinia-Corsica-Tuscany 2026



SA.CO.I.3 - Suvereto Converter Station (Beauty Contest)



Laying submarine cable

>>

3

HVDC connection

Mainland – Sicily - Sardinia (Tyrrhenian Link)

The new submarine interconnection is a state-of-the-art project that will connect **Campania - Sicily - Sardinia** via two submarine, **1,000 MW**, direct current power lines. The project has been subdivided into an East Link (Campania – Sicily) and a West Link (Sicily– Sardinia). The connection has a submarine section that is approximately **1,000 km long**, including in very deep waters, which means it is one of the new global benchmarks for this type of highly complex infrastructure.

STATE OF PROGRESS

The consents process for the East Link section of the connection has begun, after completion of the public consultation. The framework contracts regarding the executive design, and the supply and laying of marine and terrestrial cables have been formalised. The preliminary marine survey for the East Link has been completed.

WORK IN PROGRESS

The preliminary design and the public consultation for the start of the West Link consents process are in progress. Support is being provided for the consents process for the East Link. The procurement process for the closed distribution systems will be completed for both sections by the end of 2022.

BENEFITS OF THE PROJECT

- Increased **stability and security of the grid**;
- Full **integration of existing and scheduled renewable power generation** on the island;
- Greater **fitness for purpose of the island's electricity system**, partly in anticipation of the phase-out of coal.

ENTRY INTO SERVICE

Module 1 Sicily-Campania 2025
Module 2 Sicily-Sardinia 2026
Module 4 Sicily-Sardinia 2027
Module 3 Sicily-Campania 2028



Terna Incontra Suvereto

Scenarios,
strategy and the
creation of valueCorporate governance,
risk management
and opportunities**The Group's
business**Intangible
capitalsNatural
capital

About NFS

Independent limited
assurance report on
the NFS for 2021

Annexes

Continuity and quality of service

Each segment of the electricity system - generation, transmission and distribution - plays a role in ensuring the availability of electricity in Italy, guaranteeing adequate quality standards and keeping the number of outages below pre-set thresholds.

Terna monitors service continuity through various indicators defined by ARERA (Resolution 567/19) and in Terna's Grid Code.

These continuity indicators are significant for the system, as they monitor the frequency and impact of events that have occurred on the electricity grid as a result of faults or due to external factors, such as weather events. In all cases, the period of observation is three years, a period in which there have been no significant changes, testifying to the high quality of service achieved.

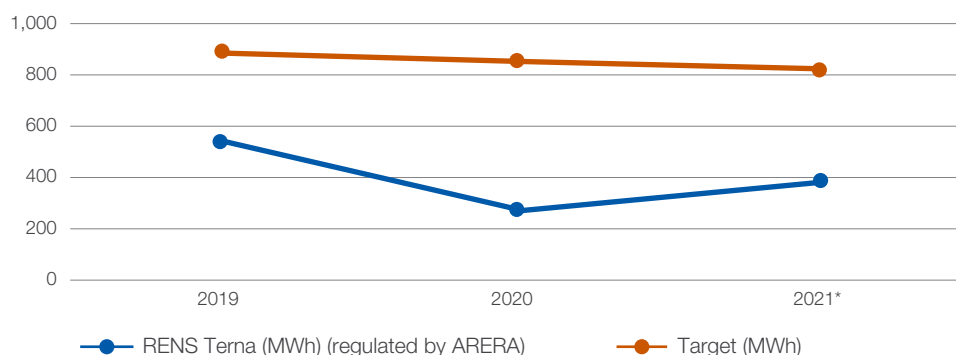
< EU28

< EU29

ST2



NTG RENS INDICATOR²⁷



* Provisional data.

The “NTG RENS” indicator for the period from January to December 2021, based on preliminary data, amounts to approximately 380 MWh (compared with an annual target of approximately 820 MWh set by ARERA).

As regards the **ASA** indicator, availability was 99,99991% (provisional figure) in 2021, compared with 99,99986% in the previous year. The operating performance shows that ASA has remained stable at a high level over the years (the higher the indicator, the better the performance). This indicator shows that the energy not supplied following a fault on the owned grid represents a minimal part of the total quantity of energy supplied to users of the grid.

CONTINUITY INDICATORS

RENS*

What it measures

Energy not supplied following events affecting the relevant grid.**

How it is calculated

The sum of the energy not supplied to users connected to the NTG (following events affecting the relevant grid, as defined in the ARERA regulations governing quality of service).

* Regulated Energy Not Supplied.

** The “relevant grid” refers to all of the high-voltage and very high-voltage network.

ASA***

What it measures

Availability of the service provided by the NTG.

How it is calculated

Based on the ratio of the sum of energy not supplied to users connected to the NTG (ENS) and energy fed into the grid.

*** Average Service Availability..


²⁷ The targets for 2016–2023 have been set as an average of the 2012–2015 RENS indicator, referred to in ARERA Resolution 567/19/R/eel, with a 3.5% improvement in performance required for each year compared with the previous one. Since 2016, Terna's bonus/penalty mechanism also includes the performance of the grid operated by Terna Rete Italia S.r.l. (merged with Terna S.p.A. on 31 March 2017).

3. The Group's business • Operating activities

Existing regulations (set out in Resolution 567/2019/R/eel) envisage a series of mechanisms designed to regulate and encourage improvements in the quality of service provided by Terna. The overall economic effects of these mechanisms are accounted for at year end (including RENS).

With regard to costs, which are determined periodically on the basis of occurring events, Terna registered a balance of €5.9 million in 2021, compared to €8.3 million in 2020. The overall economic effects of the bonus/penalty mechanisms related to quality of service for 2021, compared with 2020, are shown below.

	(€m)		
QUALITY OF SERVICE	2021	2020	CHANGE
RENS bonuses/(penalties)	11.6	29.4	(17.8)
Revenue	11.6	29.4	(17.8)
Mitigation and sharing mechanisms	5.2	10.4	(5.2)
Contributions to the Fund for Exceptional Events	0.6	0.8	(0.2)
Compensation mechanisms for HV users	0.3	0.3	-
Contingent assets	(0.2)	(3.2)	3.0
Costs	5.9	8.3	(2.4)
TOTAL	5.7	21.1	(15.4)



Scenarios,
strategy and the
creation of value

Corporate governance,
risk management
and opportunities

The Group's
business

Intangible
capitals

Natural
capital

About NFS

Independent limited
assurance report on
the NFS for 2021

Annexes

DISPATCHING OF ELECTRICITY

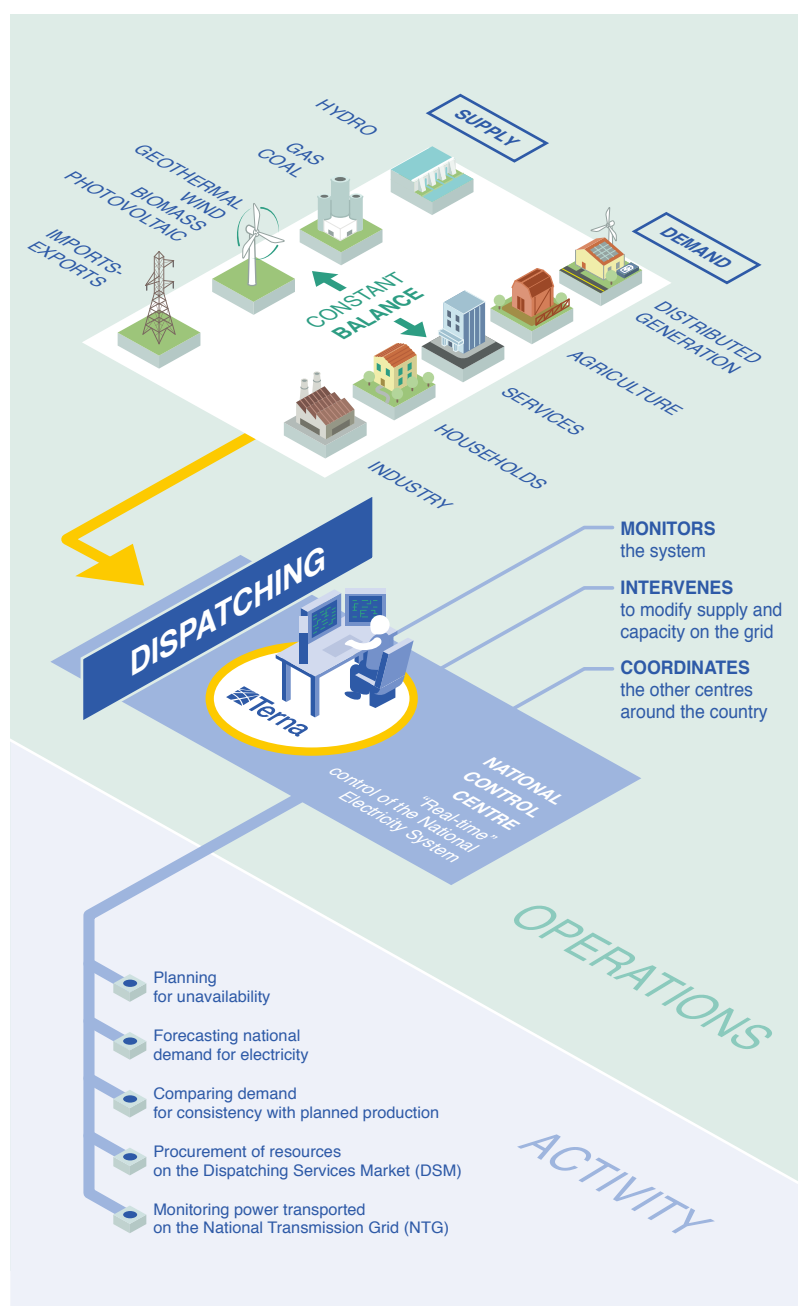
NFS

Except in specific and limited circumstances, electricity cannot be stored. Therefore, it is necessary to produce - moment by moment - the amount of energy required by all consumers (households and companies) and to manage its transmission so that supply and demand are always balanced, thus guaranteeing the continuity and security of the electricity supply. Terna manages these energy flows through the grid via dispatching activities.

Dispatching includes planning for the unavailability of the grid and of production plants over different timescales, forecasting national demand for electricity, comparing demand for consistency with planned production in the free energy market (the Power Exchange and over-the-counter contracts), the acquisition of resources for dispatching and monitoring power transfers for all the power lines that make up the grid.

This area of operation also includes management of the **Dispatching Services Market (DSM)**, through which the resources for dispatching services are procured.

“Real-time” control of the National Electricity System is ensured by the **National Control Centre**, the nerve centre for Italy's National Electricity System, which coordinates the other centres around the country, monitors the system and dispatches electricity. The Centre intervenes, by issuing instructions to producers and Remote Centres, in order to modify supply and capacity on the grid. To avoid the risk of prolonged power outages, it may also intervene in an emergency to reduce demand.



KEY DISPATCHING EVENTS IN 2021

Once again in 2021, management of the system during lockdown periods was particularly tricky. Indeed, situations characterised by a low load and high renewable production sometimes occurred, resulting in difficulties in regulating voltage, which was partly due to the smaller number of available thermoelectric plants. Despite this, Terna's Dispatching unit managed the system **to ensure the continuity and security of the country's electricity service at all times**.

Black start simulations

Black start simulations are needed to check that the electricity system is working properly and to improve its efficiency by ensuring a rapid reboot of the system in the event of a blackout. In 2021, three **live tests were successfully conducted**, followed by the related black starts. In July, a test was carried out involving the black start team in the metropolitan area of Rome. In October, a test was carried out in Lombardy, especially the Val Brembana area (BG).

In November, a repowering test was carried out involving power supplied from Italy to overseas. This is the **first such test** since the creation of the European interconnection system, involving the repowering of supply from Italy to a portion of the overseas network. All the previous tests had involved power supplies originating in France, Switzerland and Slovenia for the Italian grid. The test was carried out by transmitting power from our Venaus substation to Villarodin (RTE), and then continuing with stepped repowering of the French 400kV line called the "Lyon Backbone" between the Villarodin - Praz - Coche - Albertville - Grand Ile - Chaffard substations, and installation of two autotransformers at the Albertville and Chaffard substations.

New transmission limits

There are a number of "bottlenecks" on Italy's transmission grid, which have made it necessary to identify "market zones" and set transmission limits. Eliminating these bottlenecks is one of Terna's tasks, above all through development of the grid.

In 2021 - through a cross-cutting working group involving more than 200 experts in dispatching, systems engineering, technology, maintenance, operations and territory, planning and regulation - Terna implemented a high-tech project which, via low-capital-intensive measures, enabled transfer of significant benefits to the electricity system by pursuing "rapid" and efficient investment solutions that have less impact on consumers.

The synergy between this type of measure (which does not require authorisation) and the works envisaged in the Development Plan to increase transmission capacity will help to accelerate the achievement of decarbonisation targets thanks to greater integration of renewable sources.

Since January 2021, implementation of these measures has enabled an increase in transport capacity, allowing more power to be transmitted from areas with high renewable production to areas where energy consumption is high.

On 10 September, the Southeast Electricity Network Coordination Centre (SEleNe CC) was inaugurated in Thessaloniki. In addition to Terna, its shareholders include the TSOs of southeast Europe: Greece (IPTO), Bulgaria (ESO) and Romania (Transelectrica).

[Esperia](#)

For the four TSOs, the Company takes on the role of Regional Security Coordinator, which will soon evolve into a Regional Coordination Centre, in the context of the European Union's Clean Energy Package (CEP). The aim is to step up cooperation between the various TSOs through coordinated management of a series of activities, such as measurement of transmission capacity, coordinated security analyses, and supranational fit-for-purpose assessments.

The Italian subsidiary, Esperia - which is part of the Terna Group and is based in Rome - serves as the regional sub-desk of the holding company. Esperia will be responsible for the new process of measuring the energy exchange capacity between the various market zones in the Energy Markets (MGP and some MI sessions) for the entire Italy-Greece region, namely for all the interconnectors between internal Italian zones and for the interconnector with the Peloponnese peninsula. This activity is carried out daily in shifts, using forecast scenarios updated and processed by our Company and the Greek TSO ADMIE on the basis of forecasts made two days before the actual day of flow (D-2). Esperia will face the challenge of expanding its activities to include coordinated assessments of grid operational security, coordination of planned outages, short- and very short-term adequacy forecasts, the modelling of individual and common networks, and the compilation of data sets.

The TERRE (Trans-European Replacement Reserve Exchange) project began in 2013 as an early implementation of the Electricity Balancing Guidelines regarding the design, development, implementation and management of a platform to share balancing resources among European countries.

[TERRE project](#)

The project involves 11 countries of which nine are full members (France, the UK, Switzerland, the Czech Republic, Poland, Spain, Portugal, Romania and Italy) and two are observers (Bulgaria and Hungary).

The platform successfully went live on 13 January 2021. Italy is connected to "Region 1", which also includes France, Switzerland, Spain and Portugal.

XBID European platform

On 21 September, Single Intraday Coupling (SIDC) went live on Italy's borders, thereby connecting Terna to the XBID European platform, in which European market and grid operators participate, thus creating a single EU wholesale intraday electricity market. Via this platform, energy buyers and sellers can submit bids to exchange electricity between all interconnected European systems, on a continuous basis, when the energy is needed, up to one hour before delivery.

The pooling all available resources promotes competition, increases liquidity and facilitates the sharing of power generation sources, thus making it easier for operators to manage any unforeseen changes in renewable generation, load, or as a result of any accidents.

The change in the organisation of the Italian intraday market, which until now has been based exclusively on auctions, has required a radical change in the Dispatching Services Market (MSD), which will no longer operate exclusively to correct energy market outcomes, but rather run in parallel with them. This will be achieved through the partial correction of trades that have already taken place, and partly by imposing preliminary constraints on subsequent trades (only for production units qualified for the MSD) in the form of so-called "feasibility intervals".

Single Intraday Coupling implements European legislation on electricity markets, which provides for the trading of energy on a continuous basis and the simultaneous allocation of available inter-zonal capacity, interspersed with three implicit auctions aimed, among other things, at enhancing residual inter-zonal capacity. Implementation of implicit auctions at European level is scheduled in 2023, but on the Italy-Slovenia, Italy-Greece borders and between Italy's internal market areas it has been decided to activate them in parallel with SIDC²⁸.

²⁸ SIDC is a project that includes 25 countries and 45 counterparties among European TSOs and NEMOs, which entails the active and coordinated involvement of more than 40 people from Terna's Dispatching and Operations, Regulatory Affairs and Process Technologies and Systems departments.

Scenarios,
strategy and the
creation of value

Corporate governance,
risk management
and opportunities

The Group's
business

Intangible
capitals

Natural
capital

About NFS

Independent limited
assurance report on
the NFS for 2021

Annexes

Electricity market trends

ELECTRICITY COST TRENDS

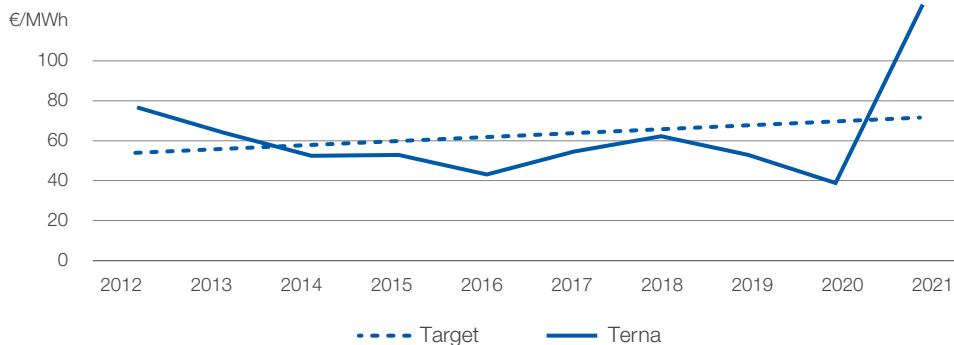
Electricity prices

The average hourly price on the Italian Power Exchange (IPEX /SNP²⁹ – Single National Price) for 2021 is €125 per MWh, up sharply (222%) compared with 2020. This increase primarily reflects the surge in commodity prices, especially gas prices in the second half of the year.

The Day Ahead Market, which sets the SNP, is based on supply and demand, although Italy must, by necessity, also take account of its particular geography, with the physical nature of the electricity grid, the widespread nature of its infrastructure and the location of consumption, and the resulting grid congestion. This means that there are a number of “bottlenecks” on the transmission grid, which have made it necessary to identify “market zones” and set transmission limits. Eliminating these bottlenecks is one of Terna's tasks, above all through development of the grid.

The following chart shows the performance of the SNP from 2012 to 2021, **highlighting a declining trend until 2020. This trend has radically reversed due to sharp increases in 2021**, driven by soaring commodity prices, especially the price of gas.

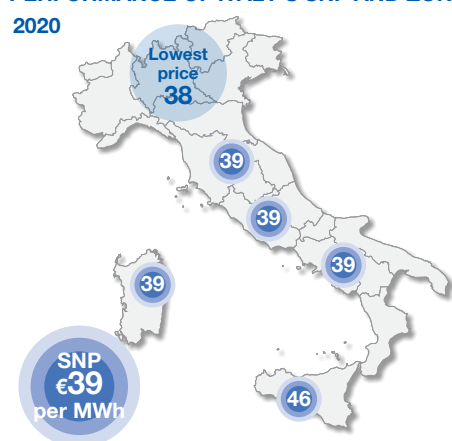
PERFORMANCE OF THE SINGLE NATIONAL PRICE (SNP) FROM 2012



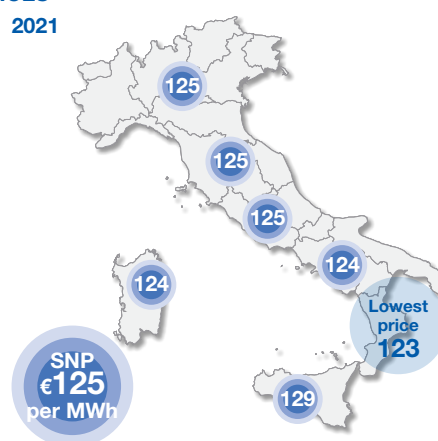
Over the years, prices in the principal zones that make up the Italian electricity market and the Single National Price (SNP) have fallen into line.

PERFORMANCE OF ITALY'S SNP AND ZONAL PRICES

2020



2021



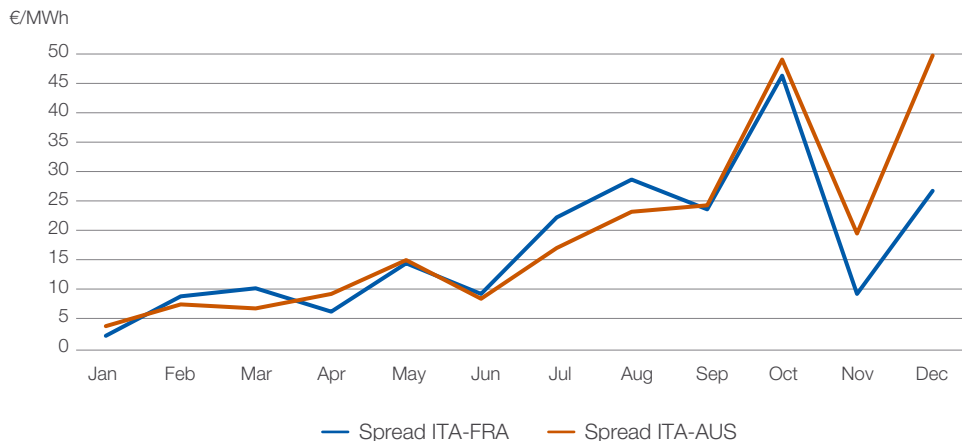
Trade with other countries

Trade with other countries across the northern border in 2021 resulted in an increase in net imports, which are up approximately 3 TWh (8%) compared with the previous year. This change reflects the increase in energy demand in 2021 compared to 2020, when demand fell sharply due to the stoppage of production caused by the Covid-19 health emergency.

²⁹ IPEX: Italian Power Exchange; SNP: Single National Price.

Prices on the French (PNX) and Austrian (EEX) exchanges rose year on year in line with the increase in commodity prices (especially the price of gas).

MONTHLY SPREAD FOR ENERGY PRICES COMPARED WITH FRANCE (PNX) AND AUSTRIA (EEX)



Prices in France and Austria also increased substantially in 2021. In particular:

- The French Powernext average annual price was €100 per MWh (up €68 per MWh or 215% compared with the previous year);
- The Austrian price (EEX) registered the same trend as the French price. The average annual price was €199 per MWh (up €66 per MWh or 200% compared with the previous year).

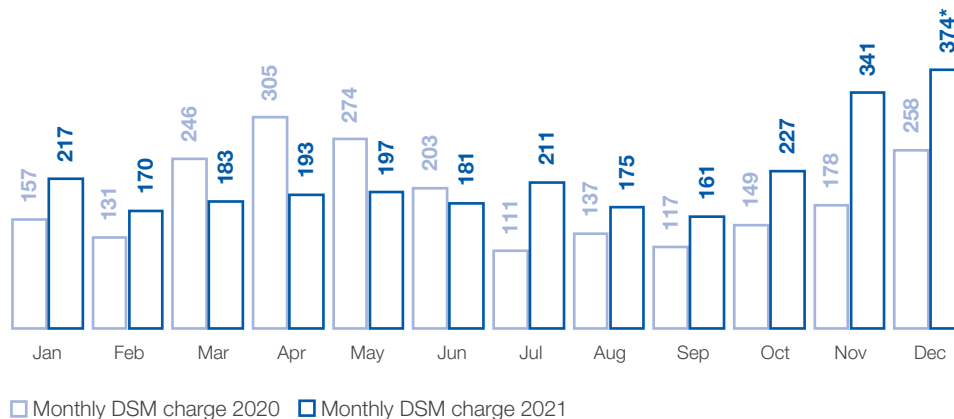
Dispatching Services Market (DSM)

The net charge for using the DSM was €2,630 million in 2021 (provisional data), up on the same period of the previous year (€2,266 million).

This cost increase affected all months of the year, with a higher concentration in the later months due to the rise in commodity prices. In 2020, the sharp rise in costs was concentrated in the months affected by the Covid-19 health emergency.

Terna procures dispatching resources on the Dispatching Service Market (DSM) to manage and control the system (freeing up intra-zonal congestion, creation of power reserves, real-time balancing) in order to ensure the security and adequacy of the electricity system.

MONTHLY DSM COSTS (€m)



* Provisional data.

Scenarios,
strategy and the
creation of valueCorporate governance,
risk management
and opportunities**The Group's
business**Intangible
capitalsNatural
capital

About NFS

Independent limited
assurance report on
the NFS for 2021

Annexes

Cost of procuring resources on the Dispatching Services Market (Uplift)

Uplift payments are the tool used by the system to recover the net costs deriving from energy-related items from the end user, including the supply of services and energy to cover system imbalances in the DSM, imbalance costs, congestion revenue and the related coverage (CCT, CCC, CCP and DCT³⁰) and the cost of the virtual interconnection (the Interconnector).

ARERA Resolution 111/06 (TITLE 4) regulates charges for dispatching services and the connected guarantees. Dispatching charges include the cost of procuring resources on the Dispatching Services Market (known as the Uplift), pursuant to article 44, as amended.

The charge is invoiced pro-rata to dispatching users based on energy withdrawn, to cover the expected accrued monthly cost and any prior differences.

In 2021, the total Uplift was €2,477³¹ million, up 6% on the previous year. The rise was primarily due to the increased cost of procuring services on the DSM, partly offset by increases in congestion revenue and imbalance revenue.

PERFORMANCE OF REVENUE AND UPLIFT COSTS IN 2021 (€m)



* Provisional data.

³⁰ CCT - Fees for Assignment of Rights of Use of Transmission Capacity;
 CCC - Contract Covering the Risk of Volatility of the Fee for Assignment of Rights of Use of Transmission Capacity (between zones);
 CCP - Contract Covering the Risk of Volatility of the Fee for Assignment of Rights of Use of Transmission Capacity (between industrial centres);
 DCT - Contract Covering the Fee for Assignment of Rights of Use of Transmission Capacity on Foreign Interconnections.

³¹ The Uplift includes the virtual interconnection, amounting to approximately €130 million in 2021 (compared with approximately €149 million in 2020).

Business relations with electricity service operators

In providing the public electricity transmission and dispatching services operated by the Company under concession, Terna maintains business relations with various categories of operator, including:

- dispatching users (producers, wholesalers or end customers) with regard to the provision of dispatching services;
- distribution companies and other private grid operators in relation to transmission and aggregate metering, required with regard to regulate the dispatching service.

As part of dispatching activities, as the sole counterparty, Terna procures the resources needed to meet requirements and to guarantee a reserve margin on the DSM. In 2021, transactions in the DSM amounted to approximately €2.6 billion.

Since 2017, Terna is also responsible for the settlement of amounts due to and from balancing service providers (BSPs) that provide services on the Dispatching Services Market (DSM), as part of pilot projects launched by Terna in accordance with ARERA resolution 300/2017, including the Mixed Enabled Virtual Units (UVAM) project. In particular, as part of the latter project, Terna procured forward balancing resources totalling 1,000 MW from 31 BSPs.

In addition, for dispatching services purposes, Terna checks the consistency between the final programmes of operators (producers and consumers) with the amounts that have actually been withdrawn from/input into the grid. Any deviations represent so-called "imbalances", the value of which entails invoicing the related energy imbalance prices to the individual parties responsible for the imbalance costs. This is done in order to cover the costs generated for the system as a result of their conduct.

Further categories of operator with whom Terna trades include applicants who have requested connection of their plants to the NTG (producers and consumers) and interruptible users, namely customers who are willing to have their electricity supply suspended. Terna signs contracts with these operators regarding the interruptibility service, which is required for the secure operation of the electricity system, and especially with the aim of mitigating the risk of widespread power outages.

Participants in the interruptibility service numbered 175 in 2021, accounting for 4,573 MW of power. The related annual cost amounts to approximately €0.29 billion.

EU3 >

ELECTRICITY SECTOR OPERATORS IN RELATIONS WITH TERNA - NUMBER OF CUSTOMERS

CUSTOMERS	2021	2020	2019
Interruptible users	175	212	221
Distributors directly connected with the NTG*	55	54	54
Supply-side dispatching service users (producers and traders)	135	136	130
Demand-side dispatching service users (traders and end users, including the Single Buyer)	188	193	187

* In addition to licensed distribution companies, the figure includes operators of closed distribution systems for internal user networks directly connected to the NTG and, from 2019, the Autonomous State Corporation for Public Utilities in the Republic of San Marino.

Scenarios,
strategy and the
creation of valueCorporate governance,
risk management
and opportunities**The Group's
business**Intangible
capitalsNatural
capital

About NFS

Independent limited
assurance report on
the NFS for 2021

Annexes

Operating results of Regulated Activities

The following table shows a breakdown of the results from the Terna Group's Regulated Activities in 2021 and 2020³².

(€/million)

	2021	2020	Δ
Total regulated revenue	2,253.5	2,148.9	104.6
Tariff revenue	2,154.8	2,047.8	107.0
- Transmission revenue	2,041.0	1,938.5	102.5
- Dispatching, metering and other revenue	113.8	109.3	4.5
Other regulated revenue	51.8	72.6	(20.8)
Revenue from construction services performed under concession in Italy	46.9	28.5	18.4
Total cost of Regulated Activities	453.0	428.2	24.8
Personnel expenses	226.9	221.3	5.6
External resources	157.1	149.2	7.9
Other	22.1	29.2	(7.1)
Cost of construction services performed under concession in Italy	46.9	28.5	18.4
EBITDA from Regulated Activities	1,800.5	1,720.7	79.8



EBITDA from Regulated Activities amounts to €1,800.5 million, an increase of €79.8 million compared with 2020. This primarily reflects the tariff adjustment provided for in ARERA Resolution 565/20 and recognition of the efficiency bonus linked to the cost of investment in boosting transmission capacity in 2020 (under Resolution 23/2022), partly offset by the one-off effect of recognition in the Regulated Activities segment in 2020 of the revenue relating to the acquisition of Brugg Cables.

After excluding revenue from construction services performed under concession (up €18.4 million), **revenue from Regulated Activities** is up €86.2 million, primarily reflecting:

- the impact on transmission revenue (up €102.5 million) of the tariff adjustment resulting from the increase in the RAB (up €64 million), the effects of output-based incentive mechanisms³³ (up €48.1 million, under ARERA Resolutions 23/2022, 579/2017, 884/2017, 319/2021, 395/2021 and 25/2022), and the positive impact of the volume effect, offset by the impact of the release in 2020 of provisions for amounts payable to an operator (down €10.6 million) following settlement of the related risk;
- a reduction in revenue in the form of the bonus receivable under the RENS (Regulated Energy Not Supplied) incentive mechanism (down €17.8 million), broadly due to the greater amount of revenue recognised in 2020 following final assessment of the performance in 2019 (€23.4 million under ARERA Resolution 540/2020) and recognition of the pro-rata assessment of the performance in 2021 (€5.9 million, based on the estimated overall outcome for the 2021-2023 regulatory period);

³² The Terna Group's operating segments are consistent with the internal control system adopted by the Parent Company, in line with the 2021-2025 Industrial Plan.

³³ An efficiency bonus linked to the cost of investment in boosting transmission capacity in 2020 (under Resolution 23/2022), efficiency bonuses for development works completed by 30 September 2020, rewards linked to preparations for the introduction of output-based regulation in 2018 and 2019, the reward for unification of the NTG.

- the higher amount of revenue recognised in 2020 due to recognition of the higher value of the net assets acquired following the acquisition of Brugg Cables compared with the consideration paid (proceeds from the gain resulting from a bargain purchase, totalling €22.6 million), net of revenue resulting from the outcome of the claim for a refund of stamp duty paid on the acquisition of Rete S.r.l. (up €13.4 million).

After excluding the cost of construction services performed under concession (up €18.4 million), the **cost of Regulated Activities** is up €6.4 million, primarily reflecting:

- the impact on personnel expenses (up €5.6 million) of an increase in the average workforce, partly offset by the higher amount of capitalised expenses;
- an increase in service costs (up €7.9 million), due to increased activity and new initiatives carried out by the Group;
- a decrease in the costs incurred for quality of service (down €2.4 million, primarily linked to the steps taken to mitigate the impact of events in December 2020 following heavy snowfall across northern Italy);
- the adjustment to provisions linked to amounts previously set aside in relation to Land Registry Circular 6/2012 and for litigation and disputes (down €5.3 million).



Non-regulated Activities:

Energy market solutions



Our Non-regulated Activities are designed to support the ecological transition, in keeping with our core business. We use Terna's know-how for the design, engineering, operation and maintenance of complex solutions, including the integration of telecommunications networks and proprietary systems. Our aim is to serve commercial and industrial customers with our expertise and experience in a wide range of solutions.

The main areas of business in this segment are:

- **INDUSTRIAL**
- **CONNECTIVITY**
- **ENERGY SOLUTIONS**
- **PRIVATE INTERCONNECTORS PURSUANT TO LAW 99/2009**

INDUSTRIAL

Via two leading companies in their fields, Terna is able to oversee expertise and supplies in two key areas for grid development:

- **Transformers – Tamini Group:** a world leader in the production of industrial transformers and in after-sales service;
- **Terrestrial cables - Brugg Group:** a centre of excellence for research, development and testing in the field of terrestrial cables, the Brugg Group is based in Switzerland and has several overseas subsidiaries.

TRANSFORMERS – TAMINI GROUP

Tamini operates in the electromechanical sector and is a leader in the design, production, commercialisation and repair of power transformers for electricity transmission and distribution grids, of industrial transformers for the steel and metals industry and of special transformers for converters used in electrochemical production.

With over a hundred years of experience, Tamini has a well-established name in Italy and overseas, thanks to its technological and engineering capabilities, combined with the degree of customisation and production flexibility it can offer.

Tamini has five production plants in northern Italy - at Legnano, Ospitaletto, Valdagno, Novara and Rodengo - and two trading companies in the United States and India. The Rodengo plant specialises in services, whilst the Novara production plant continues to manufacture coils, operating as a service centre for all the production sites that manufacture for both the Power and Industrial sectors.

The Tamini Group in 2021

Order book Tamini received orders for transformers worth approximately €181.2 million in 2021, marking a sharp increase of 69% compared with the previous year.

Orders in the Power sector amounted to approximately €137 million, up 106% compared with 2020. This increase is primarily due to the awarding of major contracts in Italy and northern Europe. In addition, Tamini won an important framework contract to produce large transformers in the period 2021-23, worth approximately €60 million.

Orders in the Industrial sector amounted to approximately €44 million, up 8% compared with 2020. Orders for Services in 2021 amounted to approximately €14 million, an increase of 40% compared with 2020.

The value of factory backlogs, is significantly up compared with the end of 2020 at approximately €135 million (up 80%).

Results for 2021 Revenue rose strongly in 2021, increasing 17.9% compared with 2020. The average volume and size of the new transformers being produced and tested have also increased significantly.

The testing of ten step-up transformers of between 215 MVA and 290 MVA for synchronous compensators, one 500 MVA Power transformer, a phase-shifting transformer for utilities in northern Europe, and 13 autotransformers (12 250 MVA, and 1 600 MVA) was completed. In addition, several 400 MVA transformers are under construction for a major TSO in northern Europe.

Vegetable oil transformers Tamini continued to be committed to the production of vegetable oil transformers for the Power sector in 2021. Two 250 MVA vegetable oil autotransformers and a 63 MVA transformer were produced and tested during the year, and a number of 250 MVA vegetable oil autotransformers are being built at the Legnano plant.

TERRESTRIAL CABLES – BRUGG GROUP

The Brugg Group operates in the terrestrial cable sector, producing low through to very high voltage products and specialising in the design, development, construction, installation and maintenance of electrical cables of all voltages and accessories for high and very high-voltage cables.

In line with the Terna Group's strategic objectives, in order to improve the Brugg Group's ability to respond to market needs, limit operational complexity and streamline operations, on 22 January 2021, the board of directors of Brugg Kabel AG launched a new operational structure. Brugg Kabel Services AG now acts as the Swiss holding company, controlling two subsidiaries, Brugg Kabel Manufacturing AG (100%-owned) and Brugg Kabel AG (90%-owned). The restructuring was implemented retroactively from 1 January 2021. Agostino Scornajenchi has been confirmed as the Group's Executive Chairman.

On 11 November 2021, Brugg Cables Italia S.r.l. (a wholly-owned subsidiary of Brugg Kabel Manufacturing AG) acquired 100% of Laser TLC S.r.l., a company specialising in the installation, maintenance and emergency assistance of high-voltage cable accessories and fibre optic telecommunications systems.

The Brugg Group in 2021

Orders acquired in 2021 amount to approximately CHF196 million. The High Voltage System segment made a major contribution (CHF136 million, of which CHF78 million is attributable to Terna). The Low Medium Voltage segment also made a significant contribution (CHF42 million), as did the High Voltage Accessories segment (CHF17 million).

Order book

Compared with 2020, production of high voltage cables is up 26%, whilst the volume of low and medium voltage cables produced is up 18%.

In the High Voltage System sector, the asset management services and EPC (engineering, procurement, construction) businesses are expanding. In the asset management segment, Brugg Cables has signed a contract for its first industrial order (a steel mill with its own power generation), while in the EPC segment the company has secured a major order from Tennet in Germany. In the Services business, Brugg Cables has acquired its first orders for the extended repair joint (a new accessory developed for emergency work on high-voltage systems), and also developed and introduced the new spare part box concept to the German and Swiss markets.

In the Low and Medium Voltage sector, two major framework contracts have been signed in Switzerland for the period 2021-2025, which will strengthen the company's presence in the medium and low voltage sector in Switzerland.

Revenue rose strongly compared with 2020 (up 21%), thanks to the contributions from all lines of business. The main drivers of the performance were the increase in orders for cables for high voltage systems and growth in low and medium voltage cable output. Due to the company's excellent position in the Swiss market, this was followed by increased sales compared with the previous period.

Results for 2021

In the High Voltage Accessories segment, Brugg Cables achieved important milestones in 2021. With a view to expanding the business to the DC high-voltage sector, the first type tests (demonstration and validation of a product's compliance with required characteristics and performance) for 320kV DC voltage were carried out and passed in 2021. With particular reference to business with Terna, the new MPCC joint has been redesigned, including improved external protection, and the new, innovative gel-insulated composite dry type outdoor terminal is being tested, and has already passed the type test and the seismic test, with promising results for its upcoming production. A roadmap has also been approved to expand the offshore business, for which several orders were placed in 2021, especially for offshore wind farms.

HVA (High Voltage Accessories)

CONNECTIVITY



We make our nationwide infrastructure available to meet the increasingly urgent need for fast and reliable digital connections. We also support our partners in developing smart connectivity solutions via the following services: optical fibre use rights, pylon rental, housing and facilities (installation of telecommunications equipment within Terna's already operational facilities).

Via optical fibre use rights, Terna enables customers to acquire new infrastructure, which performs better than underground cable standards, in terms of reliability (far fewer faults per year per km) and quality (low attenuation), with significant savings in terms of length compared to terrestrial connections (>20% over a long distance). Since 2017, indefeasible right of use (IRU) has been granted for a total of approximately 32,000 km of fibre, for which Terna provides maintenance and housing servicing for regeneration. The main contracts are with Open Fiber, TiSparkle, Retelit, Fastweb, Eolo and Wind 3.

FIBRE

Open Fiber project - fibre IRU and ancillary services (housing and maintenance)

Under the framework agreement regarding the provision of fibre infrastructure forming a national and regional backbone, 1,533 km of fibre was delivered in the 2021. By 2021, Terna had delivered a total of 23,170 km to the client.

Intercom - fibre IRU and ancillary services (maintenance)

The contract was signed on 16 February 2021 and 77 km were delivered during 2021.

Eolo - fibre IRU and ancillary services (housing and maintenance)

In 2021, the contract for the granting of fibre rights and the provision of ancillary services was signed, and 565 km were delivered during the year. The project provides for the delivery of a further 393 km in 2022 (Lot 2).

ENERGY SOLUTIONS



We provide engineering, procurement and construction (EPC), operation and maintenance (O&M), telecommunications (TLC) and digital services. Our services include the following activities:

- We build and renovate transmission infrastructure (power lines and substations) by developing turnkey solutions to meet the requirements of industrial customers, as well as the demand for connection of new renewable plants to the grid;
- We support companies in improving energy efficiency by designing and developing innovative solutions to reduce energy costs and optimise production processes;
- We offer turnkey solutions to islands and companies that want to evaluate, design and integrate renewable energy systems (photovoltaic or wind power), storage systems (batteries) and cogeneration/trigeneration solutions into their production cycle;
- We develop state-of-the-art tools for the maintenance and monitoring of infrastructure (substations, power lines and fibre) and grid installations (renewable energy plants, storage, CHP) with the aim of preventing, reducing and minimising the risks of faults and outages.

SMART GRID**RENEWABLES - LT GROUP**

On 12 October 2021, Terna, acting through its subsidiary, Terna Energy Solutions S.r.l., completed the acquisition of a 75% stake LT S.r.l. (the LT Group). The purchase price for the equity interest was based on an equity value of €24 million for the entire company.

The acquisition of LT led to the creation of the first Italian operator in the photovoltaic plant operation & maintenance sector, with approximately 1,000 MWp under management, thus confirming Terna's role as driver and enabler of the energy transition and our constant support for the growth of renewables.

LT S.r.l. is also involved in the design and implementation of the revamping and repowering of existing plants, thereby helping to improve production from Italy's installed power assets and to achieve national energy transition goals. The company is also involved in the construction of new photovoltaic plants for third parties.

The LT Group in 2021

Turnover in 2021 amounted to approximately €24 million, marking a strong increase compared with the same period in 2020 (approximately €12.5 million), while EBITDA rose from €2.2 million to over €3.5 million. All lines of business saw significant growth: routine and extraordinary maintenance, revamping and repowering, and EPC. The forecast order book for 2021 is in line with projected turnover of more than €30 million.

OTHER PROJECTS

A contract was entered into in 2021 relating to engineering support and construction of an electrochemical storage unit in Assemini (approximately 14 MW). Design and system integration are currently underway, with construction work scheduled to start in March 2022.

[Eni New Energy –
fast reserve storage](#)

During 2021, all construction and commissioning activities for the heat recovery cogeneration plant were completed with the client Tratos HV which, apart from adjustments to be made with the plant in service, was delivered to the client in December 2021.

[Tratos HV - Construction of
a CHP recovery trigeneration
plant](#)

During 2021, several revamping/repowering contracts were signed and secured, comprising the renewal and repowering of parts of photovoltaic plants.

[EF Solare –
Revamping FTV](#)

Revamping and repowering of the Aurelia and Ozieri plants was completed, revamping of the Focomorto 2 plant and repowering of the Latina 2 plant were started, and the planning of construction work for the Caputo and Martimucci sites began.

HIGH VOLTAGE

Vetriere Riunite - construction of new MV cable duct and replacement of transformer

In 2021, a contract was entered into with Vetriere Riunite for revamping the plant's connection infrastructure. The project provides for replacement of a HV/MV transformer, as well as all civil and electromechanical upgrade works and the construction of a new MV cable duct. The first phase of preparing the cable duct and civil works has been completed.

Acciaierie Venete - Implementation and supply of 3 STATCOM systems

The contract, signed in February 2021, regards EPC implementation of three reactive energy compensation systems (STATCOM technology).

During 2021, the executive design was confirmed and "manufacturing" of the dedicated supplies (compensation systems) began on schedule. Commissioning of two of the three compensation systems was completed in 2021.

NLMK VERONA - HV cabling and installation of compact module

On 24 November 2021, a contract was entered into with NLMK Verona regarding construction of an HV line bay and a power line connecting this bay to the existing primary substation. The contract provides for the supply of a 145kV hybrid module, an HV line consisting of 4 cables and some revamping works on the existing primary substation infrastructure (needed to enable connection of the HV line to the primary substation), as well as the supply of the 20kV backup equipment.

Development of the detailed design of the entire project is in progress, and construction work will begin in March 2022.

EDPR – Construction of Aquilonia electricity substation

As part of the contract regarding construction of the Monte Mattina HV/MV electricity substation to connect the Aquilonia wind farm (25.2 MW) to the NTG, construction of the plant was completed and it entered service in 2021. Ancillary activities and civil works are to be completed.

RFI – Metering equipment

As part of the framework agreement with RFI, which was signed in December 2018 and relates to the "Design, supply, installation, certification and commissioning of metering equipment", during 2021 application contracts were signed regarding 38 installations and 21 installations were completed.

PRIVATE INTERCONNECTORS PURSUANT TO LAW 99/2009

In order to develop a single electricity market by expanding cross-border interconnection capacity, EU legislation has set out guidelines for the creation of interconnections with other countries by entities other than grid operators.

The European guidelines have been introduced into Italian legislation by [Law 99/2009](#), which assigned Terna responsibility for selecting undertakings (the “selected undertakings”), on the basis of public tenders, willing to finance specific interconnectors in exchange for the benefits resulting from a decree granting a third-party access exemption with regard to the transmission capacity provided by the new infrastructure.

The law states that these private backers, in exchange for a commitment to finance such projects, are required to commission Terna to build and operate the interconnectors.

The cross-border interconnectors with Montenegro (completed in December 2019), France (in the final phases of commissioning), Austria (under construction), Switzerland and Slovenia (currently awaiting the necessary consents) are part of this overall project.

Terna is responsible for managing routine and special maintenance activities and operating the interconnector in return for an annual fee. The infrastructure was completed on 28 December 2019 and is owned by Monita Interconnector S.r.l., which was sold to the private backers on 17 December 2019.

[Italy–Montenegro
interconnector project](#)

Out of a total of approximately 95 km of cable for the Italian end of the interconnection, the laying of cable for the entire section running along the A32 motorway and through the Frejus motorway tunnel, has been completed. The remaining activities to complete the power line, including the laying of fibre and the installation of monitoring systems, continued throughout 2021. The civil works for the Piossasco converter station and assembly of all the electromechanical equipment have been completed. Preparation and testing of the protection system and checks of the functioning of the converter are, on the other hand, currently in progress.

[Italy–France interconnector
project](#)

Given the delays to work on both the Italian and French sides in 2020, as a result of the Covid-19 emergency, the works were completed during 2021. An application for an 11-month extension of the exemption was also made during the year, which is expected to be successful. The commissioning phase is in progress, which will enable the project to enter service in the first half of 2022.

Italy–Austria interconnector project

The Italy-Austria interconnector (the Reschenpass project) involves construction of a new 220kV AC interconnection between the Glorenza (Italy) and Nauders (Austria) substations. This will consist of 28 km of underground cable, including 26 km on the Italian side, and the necessary upgrade of the domestic grid. The project will increase cross-border interconnection capacity between Italy and Austria by around 300 MW, practically doubling the currently available capacity. The cost of the project is expected to be approximately €80 million.

The sale of Terna S.p.A.'s 100% stake in Resia to Interconnector Energy Italia S.C.p.A. ("IEI"), Consorzio Toscana Energia S.p.A. and VDP Fonderia S.p.A. was completed on 15 September 2021, together with the signature of agency agreements for the construction, operation and maintenance of the Italia-Austria Interconnector in accordance with Law 99/2009.

On 6 May 2021, the European Commission gave the go-ahead for exemption to be granted and, on 17 June 2021, Resia received confirmation of the exemption from the Ministry for Economic Development (for capacity of 150 MW for a period of 10 years), following the receipt of clearance from ARERA and the European Commission.

It should be noted that, on 16 March 2020, the exemption process formally began with the special purpose vehicle, Resia, submitting an exemption application to the Ministry for Economic Development. The Ministry then submitted the exemption application to ARERA to enable the regulator to issue its opinion. On 17 November 2020, ARERA granted its approval for the issue of the exemption decree to Resia.

The interconnector is due to enter service in 2023.

Italy–Switzerland interconnector project

The project involves the development of new transmission lines between Italy and Switzerland, with the aim of increasing interconnection capacity between Italy and Switzerland.

Italy–Slovenia interconnector project

The creation of a direct current line is planned, partly in undersea cable, between the substations of Salgareda (IT) and Divača/Beričevó (SL), together with work on upgrading the domestic grids in Italy and in Slovenia. The project is currently awaiting the necessary consents on the Italian side. The expected increase in cross-border capacity of approximately 1 GW will raise the interconnection capacity to more than double the current level.

Scenarios,
strategy and the
creation of valueCorporate governance,
risk management
and opportunities**The Group's
business**Intangible
capitalsNatural
capital

About NFS

Independent limited
assurance report on
the NFS for 2021

Annexes

Operating results of Non-regulated Activities

A breakdown of the Terna Group's results from its Non-regulated Activities for 2021 and 2020 is shown below³⁴.

	(€/million)		
	2021	2020	Δ
Revenue from Non-regulated activities	350.9	341.0	9.9
Industrial	242.4	253.8	(11.4)
- Brugg	119.9	149.9	(30.0)
- Tamini	122.5	103.9	18.6
Connectivity	40.5	33.4	7.1
Energy Solutions	56.0	39.1	16.9
- High voltage	32.2	29.9	2.3
- Smart Grids	23.8	9.2	14.6
Private interconnectors	9.1	11.4	(2.3)
Other	2.9	3.3	(0.4)
Cost of Non-regulated Activities	289.1	244.1	45.0
EBITDA from Non-regulated Activities	61.8	96.9	(35.1)

EBITDA from Non-regulated Activities amounts to €61.8 million for 2021, a decrease of €35.1 million compared with the previous year. This primarily reflects:

- one-off revenue recognised in 2020 as a result of the higher value of the net assets acquired following the acquisition of Brugg Cables compared with the consideration paid (the gain resulting from a bargain purchase, including related ancillary costs, totalling €48.1 million);
- the lower contribution of private interconnector projects pursuant to Law 99/2009 (down €2.3 million), essentially due to the differing states of progress of works on the Italy-France interconnector;
- an increase in revenue from Connectivity (up €7.1 million, primarily due to IRU contracts for fibre);
- the higher contribution from the subsidiaries, Tamini Group and Brugg Group (totalling approximately €5 million), and from the LT Group in the Energy Solutions segment following its acquisition in October 2021 (up €1.1 million).

³⁴ The Terna Group's operating segments are consistent with the internal control system adopted by the Parent Company, in line with the 2021-2025 Industrial Plan.

International Activities

International markets offer opportunities to leverage the expertise developed in Italy in our role as a TSO in the development of power lines and the integration of renewables.

Overseas investment focuses on countries with stable political and regulatory regimes and a need to develop their electricity infrastructure, with a view to transferring the expertise acquired in our Italian operations, on occasion in collaboration with international energy companies.

International markets offer opportunities in terms of the development of transmission infrastructure, driven by growing demand for electricity and a regulatory system that offers access to external operators.

In the last part of the year, Terna looked at the opportunity to extract value from our activities in South America, with the aim of selling up to 100% of our Latin American assets.

Specifically, the potential scope of the transaction was defined, which includes a portfolio of six special purpose vehicles (SPVs): the Company's four subsidiaries in Brazil and Peru, and the Uruguayan company "Difebal S.A.". On the other hand, "Terna 4 Chacas S.A.C." (a charity project that will be transferred to the local diocese) and "Terna Chile S.p.A." are excluded.

During the initial phase, Terna and its subsidiary Terna Plus S.r.l. received declarations of intent from various industrial and financial investors, who each requested an "exclusivity period" to carry out their due diligence activities. A potential investor was selected from among these, having shown greater commitment to the transaction, and greater reliability in guaranteeing its actual success. This investor also included the subsidiaries in Uruguay and Peru in the scope of the transaction, thus leaving open the option for the Terna Group to remain in partnership with a minority interest (to be assessed during the due diligence phase). Due diligence is currently in progress and a binding offer is expected to be formalised after this phase, with finalisation of the transaction by the end of 2022.

Terna's strategic priorities with regard to its overseas operations include other **European countries**, in order to strengthen our presence, with the aim of enabling Italy to become an energy hub serving the Mediterranean area, and in **Latin America** where the Group is already present. Regarding other geographical areas, the aim is to develop services supporting the ecological transition, and that involve a low level of risk and absorb a limited amount of capital, in geographical areas characterised by strong political and economic stability.

Overseas initiatives of interest to the Terna Group are:

Development and operation of concessions: this model envisages the acquisition and operation of transmission systems abroad by taking part in international concession and/or secondary market awards, leveraging the core competencies and experience developed in the international arena;

Energy solutions: this includes all high value-added non-traditional activities aimed at exporting the experience Terna has in Italy in the fields of energy storage and smart solutions;

Scenarios,
strategy and the
creation of valueCorporate governance,
risk management
and opportunities**The Group's
business**Intangible
capitalsNatural
capital

About NFS

Independent limited
assurance report on
the NFS for 2021

Annexes

Technical assistance: this involves the provision of consulting and technical assistance services regarding a TSO's core activities, as well as the definition and implementation of regulatory and market frameworks in the local energy context, with a view to exporting and taking advantage of the distinctive expertise acquired in Italy;

Project management: Project Management (EPCM) activities enable the Group to leverage its expertise in managing overseas projects and in infrastructure management.

INITIATIVES IN PROGRESS IN SOUTH AMERICA

Latin America continued to witness a worsening of the situation brought about by Covid-19 in 2021. At 30 December 2021, a number of countries are still in the throes of a full-blown health emergency.

Progress on projects in Brazil and Peru has been affected by the emergency. Construction work is proceeding in Brazil thanks to the implementation of specific health protocols. Operation and maintenance activities are taking place under measures introduced in line with Terna's standards and local requirements.

Project included in assets currently up for sale

Activities connected with contract management of the line that has entered service continued in 2021.



URUGUAY

Projects included in assets currently up for sale

Operation and maintenance of the **Santa Maria Transmissora de Energia (SMTE)** power line in the State of Rio Grande do Sul and the **Santa Lucia Transmissora de Energia (SLTE)** power line in the State of Mato Grosso continued in 2021.



BRAZIL

Onsite activity for the **SPE Transmissora de energia Linha Verde II S.A.** project continued. This is the first of the two concessions covered by the agreement with Construtora Quebec, regarding the construction of a 160-km 500kV power line in the State of Minas Gerais. The project is scheduled for completion in the first half of 2022.

Engineering work and the acquisition of rights and easements for the **SPE Transmissora de Energia Linha Verde I S.A.** project also continued. This project involves construction of a 150-km long 500kV power line dubbed the "Governador Valadares-Mutum" in the State of Minas Gerais.

Project included in assets currently up for sale

The 132-km 138kV power line between Aguaytia and Pucallpa entered commercial service on 16 May 2021.



PERU

Operation and maintenance work continued in 2021, following the line's entry into service on 16 May 2021.

Operating results of International Activities

A breakdown of the Terna Group's results from International Activities for 2021 and 2020 is shown below³⁵.

EBITDA from International Activities for 2021 and 2020 does not include the results of the Latin American initiatives involved in the sale process described above. As required by IFRS 5, these initiatives are classified under "Profit/(Loss) for the year from assets held for sale" in the reclassified income statement in the paragraph entitled "The Terna Group's financial review for 2021".

	(€m)		
	2021	2020	Δ
Revenue from International Activities*	0.4	0.5	(0.1)
Cost of International Activities*	7.9	7.1	0.8
EBITDA from International Activities	(7.5)	(6.6)	(0.9)

*Revenue from International Activities" directly includes the margin earned on work in progress on overseas concessions. Operating costs and maintenance expenses associated with infrastructure now in operation, together with other operating costs, are classified in the "Cost of International Activities".

EBITDA from International Activities reports a loss of €7.5 million for 2021, marking a deterioration of €0.9 million compared with the previous year (a loss of €6.6 million). This reflects an increase in the costs incurred by central departments to support overseas initiatives, primarily due to the resumption of scouting and business travel after the slowdown caused by Covid-19 health emergency.

Assets held for sale report a net loss of €12.8 million, marking a deterioration of €14.9 million compared to the previous year, mainly due to the adjustment of the value of net assets held for sale, recognised in accordance with IFRS 5.

³⁵ Terna Group's operating segments are consistent with the internal control system adopted by the Parent Company, in line with the 2021-2025 Industrial Plan.

Financial resources and sustainable finance

Our financial management is based on an approach that aims to maximise efficiency and achieve and maintain a solid financial structure, whilst adopting a highly prudent stance towards mitigation of the potential risks.

The key aspects of the resulting financial strategy are:

- **diversification** of the sources of financing, raising funds on both the capital markets and in the form of borrowings from major banks and supranational financial institutions;
- a **balance** between short and medium-term instruments, in keeping with the composition of assets;
- the **proactive management** of debt in order to take advantage of the opportunities offered by the capital markets;
- a commitment to maintaining **high credit ratings**, based on a strong financial position;
- **active management of the financial risks** to which the Company is exposed, as set out in more detail in the section, "Risk management".

Sustainable finance

Fully in line with Terna's strategy, which aims to combine investment and sustainability to drive growth and value creation, it is Terna's ambition to play a leading role in the sustainable finance market. This strategy was also followed in 2021 and in early 2022.

On **28 February 2022**, Terna agreed a **bilateral ESG-linked Term Loan amounting to €300 million** with Intesa Sanpaolo's IMI Corporate & Investment Banking division, acting as Original Lender and Sustainability Coordinator. The credit facility has a 2-year term, with the interest rate linked to Terna's ESG performance. The transaction provides Terna with a level of liquidity appropriate to its current rating and confirms the Group's strong commitment to introducing a model that increasingly reinforces the role of sustainability as a strategic driver of value creation for all our stakeholders.

On **2 February 2022**, Terna successfully launched the Company's **first hybrid green bond with a nominal value of €1 billion**. The non-convertible, perpetual, subordinated green bonds are non-callable for six years and will pay coupon interest of 2.375% until 9 February 2028, the first reset date. After this date, the bonds will pay annual interest equal to the 5-year Euro Mid-Swap rate plus a spread of 212.1 basis points. This will be increased by a further spread of 25 basis points from 9 February 2033 and by an additional 75 basis points from 9 February 2048.

The issue, aimed at institutional investors, saw extremely high demand, with applications topping €4 billion and the issue being four times oversubscribed. The high quality of the hybrid bonds and the wide geographical diversification of investors mean that the issue was assigned ratings of "BBB-" by Standard and Poor's, "Ba1" by Moody's and "BBB" by Scope.

On **17 December 2021**, Terna agreed modifications to the Revolving Credit Facility obtained in 2018, extending its duration to 5 years, increasing the amount of credit up to a total of €1.65 billion and amending the ESG indicators. Terna currently has access to two **ESG-linked Revolving Credit Facilities** amounting to €3.15 billion. The two Revolving Credit Facilities include a mechanism based on bonuses and penalties linked to the achievement of specific ESG objectives.

On **16 July 2021**, Terna launched a three-year Euro Commercial Paper (ECP) programme worth €1 billion. The commercial papers can be designated **"ESG Notes"** provided that Terna achieves and maintains a ranking equal to or above Bronze Class in the S&P Sustainability Yearbook for the Electric Utilities sector.

On **13 July 2021**, Terna obtained **a loan of €300 million from the European Investment Bank**. The loan has a term of 22 years and will be used to fund the 2021-2025 Industrial Plan. Terna's investment over the next five years is aimed at integrating non-programmable renewable resources and increasing the system's security and resilience. The loan, which was obtained on more competitive terms and has a longer duration than those available in the market, forms part of Terna's strategy designed to optimise its financial structure.

The **ESG-linked share buyback programme** to service the Performance Share Plan 2021-2025 was completed on **23 June 2021**. Under the programme, Terna has purchased 1,569,292 own shares (equal to 0.078% of its share capital) at a total cost of approximately €10 million. In keeping with Terna's commitment to sustainability and social and environmental responsibility, the programme includes a mechanism based on bonuses and penalties linked to the Company's achievement of specific ESG objectives.

On **8 June 2021**, Terna renewed its **Euro Medium Term Note (EMTN) Programme**. As part of the renewal, the maximum value of the programme was increased to €9,000,000,000. The programme has been assigned ratings of "BBB+/A-2" by S&P, "(P)Baa2/(P)P-2" by Moody's and "A-/S-1" by Scope.

Under this programme, on **16 June 2021**, Terna launched a **green bond issue** for institutional investors, with a nominal value of **€600 million**. The issue was very popular with investors, with demand topping €2.2 billion and making the bonds around four times oversubscribed. The issue is marked by the high quality of the bonds and the wide geographical diversification of investors. The green bonds have a term of eight years, will mature on 23 June 2029 and was priced at 99.819%, with a spread of 45 basis points over the mid-swap rate. Coupon interest is 0.375%, while the effective interest rate is 0.398%.

At 31 December 2021, the green bonds issued by Terna amount to €2.6 billion: prior to the latest issue in 2021, Terna had successfully launched its first green bond amounting to €750 million in July 2018, launching a further two issues totalling €750 million in 2019 and another €500 million issue in 2020.

These green issues are used to finance or refinance "Eligible Green Projects". These are projects producing environmental benefits that meet certain criteria (the use of the issue proceeds, the process of selecting and assessing projects, management of the issue proceeds and reporting) listed in the "Green Bond Framework", published by Terna in compliance with the "Green Bond Principles 2021" drawn up by the ICMA (International Capital Market Association). Specifically, the net proceeds from the issues will be used to finance:

- projects that aim to increase renewable energy production – for example, infrastructure enabling renewable energy plants to be connected to the national grid or that allow for a larger volume of renewable energy to be injected into the grid;
- projects designed to cut carbon emissions by reducing grid losses – for example, infrastructure designed to boost the efficiency of the electricity transmission grid;
- projects that aim to reduce land use and protect biodiversity.

At 31 December 2021, Terna's four green bond issues have been admitted to listing in **Borsa Italiana's ExtraMOT PRO segment**, created to offer institutional and retail investors the opportunity of investing their capital where the proceeds will be applied to environmental and social projects.

In **January 2021**, Terna was the first Italian electric utility to join the **Nasdaq Sustainable Bond Network**, the sustainable finance platform operated by Nasdaq that brings together investors, issuers, investment banks and specialist organisations. Terna's leadership in sustainable finance is widely acknowledged by the market which, since 2018, has given a warm welcome to the green bonds issued by Italy's national grid operator.

In addition, from **February 2020**, Terna forms part of the **CFO Taskforce for the SDGs**, an initiative launched by the UN Global Compact to develop sustainable finance. Through the implementation of standards and guidelines, the Taskforce aims to align corporate finance and investment with the sustainable development goals promoted by the United Nations.

Further confirmation of our commitment to playing an active role in developing sustainable finance, Terna is taking part in the **Corporate Forum for Sustainable Finance**, a network of major European businesses committed to the development of sustainable finance as a means to promote a more sustainable and responsible society.

Finally, Terna, both individually and as a member of the above Corporate Forum on Sustainable Finance, will continuously monitor developments in European legislation, with particular regard to the impact of the EU's sustainable finance taxonomy.

Debt is described in detail in the section, "The Terna Group's financial review for 2021".

Terna adopts a dynamic approach to managing the various forms of financial risk, including market risk (interest rate, exchange rate and inflation risk), liquidity risk and credit risk. This approach includes constant monitoring of the financial markets, in order to carry out planned hedging operations under favourable market conditions, but also to take advantage of opportunities to improve existing hedges, when changes in market conditions make previous hedges unsuitable or excessively costly.

*Market, liquidity and
credit risk*

Further details are provided in the notes to the consolidated financial statements and to the Parent Company's separate financial statements.

Ratings

	SHORT-TERM	MEDIUM/LONG-TERM	OUTLOOK
Terna S.p.A.			
Standard & Poor's	A-2	BBB+	Positive
Moody's	Prime-2	Baa2	Stable
Scope	S-1	A-	Stable
Italian state			
Standard & Poor's	A-2	BBB	Positive
Moody's	Prime-3	Baa3	Stable
Scope	S-2	BBB+	Stable

On **29 October 2021**, following the reiteration of its 'BBB/A-2' rating for Italian government bonds and its upgrade of the outlook from stable to positive, S&P Global Ratings also reiterated its long- and short-term ratings for Terna S.p.A. ('BBB+' and 'A-2', respectively) and upgraded the outlook from stable to positive. The Company's long-term ratings all continue to be higher than those assigned to the Italian state.

The Terna Group's financial review for 2021

Introduction

The Annual Report for 2021 has been prepared in accordance with the requirements of art. 154-ter of Legislative Decree 58/98 introduced by Legislative Decree 195 of 6 November 2007 (the "Transparency Decree"), as amended by Legislative Decree 27 of 27 January 2010.

As required by Legislative Decree 38 of 28 February 2005 and EEC Regulation 1606/2002, the financial statements of the parent company Terna S.p.A. and the consolidated financial statements of the Terna Group for the year ended 31 December 2021 were prepared in compliance with the International Financial Reporting Standards (IFRS) issued by the International Accounting Standards Board and endorsed by the European Commission (hereinafter "IFRS").

In compliance with the provisions of art. 2364 of the Italian Civil Code and art. 9.2 of the Company's Articles of Association, the Board of Directors has decided to call an Annual General Meeting of shareholders within 180 days of the end of the annual reporting period, given that Terna S.p.A. is a company required to prepare consolidated financial statements.

Basis of presentation

The measurement and recognition criteria applied in this Annual Report are consistent with those adopted in the consolidated financial statements for the year ended 31 December 2020.

In order to present the performance of the Terna Group and Terna S.p.A. and to analyse the financial positions, separate reclassified statements have been prepared. These differ from the statements required by the IFRS adopted and described in the consolidated and separate financial statements for the year ended 31 December 2021.

These reclassified statements contain alternative performance indicators, which differ from those resulting directly from the separate and consolidated financial statements. Management considers these indicators to be useful in assessing the performances of the Group and of Terna S.p.A. and representative of the business's operating results and financial position.

In line with the guidance provided by ESMA/2015/1415, the criteria used in constructing these indicators are described in specific notes, reconciling them with the amounts presented in the consolidated and separate financial statements. The notes are contained in an annex to this report on operations.

Given that the requirements of IFRS 5 have been met, the total results for 2021 and 2020 attributable to the South American subsidiaries included in the planned sale of assets have been classified in the item "Profit/(Loss) for the year from assets held for sale" in the Group's reclassified income statement. Likewise, the attributable assets and liabilities at 31 December 2021 have been reclassified to the item "Net assets held for sale" in the Group's reclassified statement of financial position, without modifying the comparative amount.

Scenarios,
strategy and the
creation of valueCorporate governance,
risk management
and opportunities**The Group's
business**Intangible
capitalsNatural
capital

About NFS

Independent limited
assurance report on
the NFS for 2021

Annexes

Scope of consolidation

The following changes in the structure of the Group have taken place with respect to 31 December 2020:

- on 26 January 2021, Terna, acting through its subsidiary, Terna Energy Solutions S.r.l., completed the acquisition of the remaining 30% of Avvenia the Energy Innovator S.r.l. from the minority shareholder, Avvenia S.r.l.. Avvenia the Energy Innovator S.r.l. has thus become a "sole shareholder" company wholly owned by Terna;
- on 1 February 2021, after APG (the Austrian TSO) became the fifth European transmission system operator to enter into partnership with Equigy, Terna S.p.A.'s interest in Equigy decreased from 25% to 20%;
- The reorganisation of the Brugg Group, designed to take full advantage of the group's distinctive expertise in terrestrial cables and of synergies with the Terna Group's businesses, was completed on 31 March 2021. As a result, Terna S.p.A.'s interest in the Brugg group has increased from 90% to 92.6%;
- on 10 June 2021, Terna, acting through its subsidiaries, Terna Plus S.r.l. and Terna Chile S.p.A., completed the acquisition of the remaining 25% interest in the Brazilian-registered company, SPE Transmissora de Energia Linha Verde II S.A., held by the minority shareholder, Construtora Quebec. SPE Transmissora de Energia Linha Verde II S.A. is now 99.9999994% owned by Terna Plus S.r.l., with the remaining shares held by Terna Chile S.p.A.;
- on 5 August 2021, Terna, acting through its subsidiary, Terna Energy Solutions S.r.l., completed the acquisition of the remaining 30% of Tamini Transformers S.r.l., which as a result is now a sole shareholder company fully owned by Terna;
- on 12 October 2021, Terna, acting through its subsidiary, Terna Energy Solutions S.r.l., completed the acquisition of a 75% stake LT S.r.l. (the LT Group), one of the leading Italian operators providing maintenance services for photovoltaic plants, and engaged in the design and implementation of revamping and repowering projects for existing plants and in the construction of new plants for third parties;
- on 26 October 2021, the return of the entire investment in PI.SA. 2 S.r.l., formerly held by Terna Interconnector S.r.l., to Terna S.p.A. was completed. On 10 December 2021, the company went into voluntary liquidation and the liquidation was completed on 27 January 2022;
- the merger of Elite S.r.l. with and into Rete S.r.l. was completed on 24 December 2021. Previously, on 27 July 2021, Terna had completed the acquisition of a 100% stake in EL.IT.E. S.p.A. on 27 July 2021. The acquired company was simultaneously renamed Elite S.r.l., a vehicle company that owns and manages (under a service agreement entered into with Repower) the approximately 4-km long 150kV merchant line connecting Italy and Switzerland between Tirano and Campocologno. The company also currently owns the Tirano electricity substation, in addition to the 150kV cable connection between the TIRANO ST electricity substation and the Italian border with the related tunnel section;
- on 3 August 2021, Terna, acting through its subsidiary, Terna Energy Solutions S.r.l., completed the sale of 100% stakes in Rete Verde 17 S.r.l., Rete Verde 18 S.r.l., Rete Verde 19 S.r.l. and Rete Verde 20 S.r.l. to Banca del Fucino, the purchaser chosen following a competitive auction;
- on 15 September 2021, Terna, pursuant to Law 99/2009, completed the sale of its 100% stake in Resia Interconnector S.r.l. to Interconnector Energy Italia S.c.p.A., Consorzio Toscana Energia S.p.A. and VDP Fonderia S.p.A., entering into agreements for the construction and operation of the private part, located in Italian territory, of the alternating current power line between Italy and Austria;
- on 11 November 2021, Terna, acting through the Brugg Group, completed the acquisition of a 100% stake in Laser TLC S.r.l., a company that provides fibre telecommunications systems to Italian and international customers and that operates in the energy sector, mounting accessories on high-voltage power lines and supervision of their installation.

The Group's reclassified income statement

The Terna Group's operating results for the year ended 31 December 2021, compared with those for the previous year, are summarised in the following reclassified income statement, obtained by reclassifying amounts in the statutory consolidated income statement.

	(€m)			
	2021	2020	Δ	Δ %
TOTAL REVENUE	2,604.8	2,490.4	114.4	4.6%
- Regulated revenue	2,253.5	2,148.9	104.6	4.9%
<i>of which Revenue from construction services performed under concession</i>	46.9	28.5	18.4	64.6%
- Non-Regulated revenue	350.9	341.0	9.9	2.9%
- International revenue	0.4	0.5	(0.1)	(20.0%)
TOTAL OPERATING COSTS	750.0	679.4	70.6	10.4%
- Personnel expenses	289.0	281.3	7.7	2.7%
- Cost of services, leases and rentals	187.6	172.0	15.6	9.1%
- Materials	195.5	155.1	40.4	26.0%
- Other costs	25.1	34.2	(9.1)	(26.6%)
- Quality of service	5.9	8.3	(2.4)	(28.9%)
- Cost of construction services performed under concession	46.9	28.5	18.4	64.6%
GROSS OPERATING PROFIT (EBITDA)	1,854.8	1,811.0	43.8	2.4%
- Amortisation, depreciation and impairment losses	654.4	634.4	20.0	3.2%
OPERATING PROFIT (EBIT)	1,200.4	1,176.6	23.8	2.0%
- Net financial income/(expenses)	(78.9)	(86.0)	7.1	(8.3%)
PROFIT/(LOSS) BEFORE TAX	1,121.5	1,090.6	30.9	2.8%
- Income tax expense for the year	317.9	297.4	20.5	6.9%
PROFIT/(LOSS) FOR THE YEAR FROM CONTINUING OPERATIONS	803.6	793.2	10.4	1.3%
- Profit/(Loss) for the year from assets held for sale	(12.8)	2.1	(14.9)	-
PROFIT FOR THE YEAR	790.8	795.3	(4.5)	(0.6%)
- Profit/(Loss) attributable to non-controlling interests	1.4	9.8	(8.4)	(85.7%)
PROFIT FOR THE YEAR ATTRIBUTABLE TO OWNERS OF THE PARENT	789.4	785.5	3.9	0.5%

	(€/million)		
	2021	2020	Δ
EBITDA BY OPERATING SEGMENT			
Regulated Activities	1,800.5	1,720.7	79.8
Non-regulated Activities	61.8	96.9	(35.1)
International Activities	(7.5)	(6.6)	(0.9)
EBITDA	1,854.8	1,811.0	43.8

Gross operating profit (EBITDA) for the year amounts to **€1,854.8 million**, up €43.8 million compared with the €1,811.0 million of 2020. This reflects the improved result from Regulated Activities.

Scenarios,
strategy and the
creation of valueCorporate governance,
risk management
and opportunities**The Group's
business**Intangible
capitalsNatural
capital

About NFS

Independent limited
assurance report on
the NFS for 2021

Annexes

Revenue

	(€/million)		
	2021	2020	Δ
REGULATED ACTIVITIES			
Tariff revenue	2,154.8	2,047.8	107.0
Other regulated revenue	51.8	72.6	(20.8)
Revenue from construction services performed under concession in Italy	46.9	28.5	18.4
TOTAL	2,253.5	2,148.9	104.6

After excluding revenue from construction services performed under concession (up €18.4 million), revenue from **Regulated Activities** is up €86.2 million. This primarily reflects the tariff adjustment resulting from the increase in the RAB, increased revenue resulting from recognition of the efficiency bonus linked to the investment costs incurred on the expansion of transmission capacity for 2020, partly offset by reduced revenue in the form of the bonus receivable under the RENS (Regulated Energy Not Supplied) incentive mechanism (due essentially to the form in which revenue was recognised in the regulatory periods) and other non-recurring items.

	(€m)		
	2021	2020	Δ
NON-REGULATED ACTIVITIES			
Industrial	242.4	253.8	(11.4)
Services for third parties (Connectivity, Energy Solutions, other)	99.4	75.8	23.6
Private interconnectors	9.1	11.4	(2.3)
TOTAL	350.9	341.0	9.9

The increase in revenue from **Non-Regulated Activities**, totalling €9.9 million, primarily reflects the contributions from the companies operating in the Industrial segment (Tamini and Brugg, amounting to €39.0 million) and from the LT Group from the provision of Energy Solutions (€11.0 million, from the acquisition in October 2021), as well as increased revenue from Connectivity (€7.1 million). These increases were offset by recognition in 2020 of the attributable portion of the higher value of the net assets acquired following the acquisition of Brugg Cables compared with the consideration paid (totalling €50.4 million).

Revenue of €0.4 million from **International Activities** in 2021 is in line with the previous year (€0.5 million).

Costs

After excluding the cost of construction services performed under concession (up €18.4 million), **operating costs** are up €52.2 million compared with the previous year. This broadly reflects the cost of the raw and intermediate materials used by the Brugg Group and the Tamini Group (up €14.5 million and €17.1 million, respectively), the contribution of the LT Group (up €9.9 million), an increase in personnel expenses due to the larger workforce and the higher cost of services due to the increase in activity and the new initiatives launched by the Group. These increases were partially offset by the adjustment to provisions linked to amounts previously set aside in relation to Land Registry Circular 6/2012 and for litigation and disputes.

Amortisation, depreciation and impairment losses for the year amount to €654.4 million, an increase of €20.0 million compared with 2020. This primarily reflects the entry into service of new infrastructure, after taking into account the higher value of impairment losses on assets recognized in the previous year (down €8.0 million).

Operating profit (**EBIT**), after amortisation, depreciation and impairment losses, amounts to **€1,200.4 million** compared with the €1,176.6 million of 2020 (up 2.0%).

Net financial expenses for the year total €78.9 million, a reduction of €7.1 million compared with the €86.0 million of 2020. This is primarily due to translation differences and the adjustment to the value of investments in associates, partially offset by the rise in inflation.

After net financial expenses, **profit before tax** amounts to **€1,121.5 million**, an increase of €30.9 million (2.8%) compared with the previous year.

Income tax expense for the year totals €317.9 million, an increase of €20.5 million (6.9%) on the previous year, essentially due to the increase in pre-tax profit and the higher amount of tax-exempt income recognised in the previous year. The tax rate of 28.3% compares with the rate of 27.3% for 2020.

The **profit from continuing operations** amounts to **€803.6 million**, an increase of €10.4 million (1.3%) compared with the €793.2 million of 2020.

The loss for the year from assets held for sale, totalling €12.8 million, is down €14.9 million on the figure for the previous year. This essentially reflects the adjustment to the value of the net assets held for sale recognised in application of IFRS 5.

Profit for the year amounts to €790.8 million, a reduction of 0.6% compared with the €795.3 million of 2020.

Profit for the year attributable to owners of the Parent (after excluding the share attributable to non-controlling interests) amounts to **€789.4 million**, up €3.9 million (0.5%) compared with the €785.5 million of 2020.

Scenarios,
strategy and the
creation of valueCorporate governance,
risk management
and opportunities**The Group's
business**Intangible
capitalsNatural
capital

About NFS

Independent limited
assurance report on
the NFS for 2021

Annexes

Cash flow

Operating cash flow for 2021 was used entirely to finance investing activities. The impact on working capital of movements in trading and tax assets and liabilities compared with 2020, and payment of the final dividend to shareholders, have resulted in an increase in net debt.

	(€m)	
	CASH FLOW 2021	CASH FLOW 2020
- Profit for the year	790.8	795.3
<i>of which attributable to continuing operations</i>	803.6	-
- Amortisation, depreciation and impairment losses	654.4	643.8
- Net change in provisions	(72.9)	(88.9)
<i>of which attributable to continuing operations</i>	(53.1)	-
- Net losses/(gains) on sale of assets	(13.7)	(7.7)
Operating cash flow	1,358.6	1,342.5
<i>of which attributable to continuing operations</i>	1,391.2	-
- Change in net working capital	(227.6)	(272.0)
<i>of which attributable to continuing operations</i>	(296.8)	-
- Other changes in property, plant and equipment and intangible assets	42.6	(15.3)
<i>of which attributable to continuing operations</i>	27.7	-
- Change in investments	(0.4)	3.6
- Change in financial assets	128.9	(10.3)
<i>of which attributable to continuing operations</i>	(33.6)	-
Cash flow from operating activities	1,302.1	1,048.5
<i>of which attributable to continuing operations</i>	1,088.1	-
- Total capital expenditure	(1,520.7)	(1,351.1)
Free cash flow	(218.6)	(302.6)
Net assets held for sale	(117.7)	-
- Dividends paid to the Parent Company's shareholders	(556.4)	(515.0)
- Cash flow hedge reserve after taxation and other movements in equity attributable to owners of the Parent	79.1	(91.0)
- Other movements in equity attributable to non-controlling interests	(16.3)	(5.4)
Change in net debt	(829.9)	(914.0)

The Group's reclassified statement of financial position

The Terna Group's financial position at 31 December 2021 and 31 December 2020 is summarised below in the reclassified statement of financial position, obtained by reclassifying amounts in the statutory consolidated statement of financial position.

	(€m)		
	AT 31 DECEMBER 2021	AT 31 DECEMBER 2020	CHANGE
Total net non-current assets	16,352.9	15,645.9	707.0
- Intangible assets and goodwill	656.5	577.9	78.6
- Property, plant and equipment	15,316.6	14,559.7	756.9
- Financial assets	379.8	508.3	(128.5)
Total net working capital	(1,706.7)	(1,936.2)	229.5
- Net energy-related pass-through payables	(209.1)	(385.0)	175.9
- Net receivables resulting from Regulated Activities	448.4	230.9	217.5
- Net trade payables	(737.5)	(818.0)	80.5
- Net tax liabilities	(50.6)	40.5	(91.1)
- Other net liabilities	(1,157.9)	(1,004.6)	(153.3)
Gross invested capital	14,646.2	13,709.7	936.5
Sundry provisions	(48.4)	(121.3)	72.9
Net invested capital	14,597.8	13,588.4	1,009.4
Net assets held for sale	117.7	-	117.7
TOTAL NET INVESTED CAPITAL	14,715.5	13,588.4	1,127.1
Equity attributable to owners of the Parent	4,681.9	4,369.8	312.1
Equity attributable to non-controlling interests	31.1	46.0	(14.9)
Net debt	10,002.5	9,172.6	829.9
TOTAL	14,715.5	13,588.4	1,127.1

The €707.0 million increase in **net non-current assets** compared with 31 December 2020 primarily reflects a combination of the following:

- total capital expenditure of €1,520.7 million, as described in detail in the section on "Regulated Activities";
- an increase of €26.4 million in goodwill, attributable to the acquisitions, in 2021, of the LT Group and Laser TLC S.r.l. (through the Brugg Group) and recognised on the provisional basis applicable to business combinations;
- the purchase of NTG assets from Acciaierie Arvedi for €5.1 million (May 2021) and from the AGSM Group and Dolomiti Energia for €10.5 million (December 2021);
- a decrease of €128.5 million in financial assets, including a reduction of €162.5 million compared with the amount at 31 December 2020 attributable to net assets held for sale, and an increase of €34.0 million broadly due to increases in the Interconnector Guarantee Fund, set up to fund investment in interconnections by art. 32 of Law 99/09 (up €18.7 million) and in the benefit plan assets attributable to the employees of the Brugg Group (up €11.7 million);
- amortisation and depreciation for the year, totalling €656.0 million;
- other movements during the year, resulting in a decrease of €41.7 million, including grants related to assets (primarily in relation projects financed by the Ministry for Economic Development and the EU and the re-routing of power lines at the request of third parties) and disposals and impairment losses resulting in a reduction of €17.6 million;
- a reduction in intangible assets and property, plant and equipment compared with the amount at 31 December 2020 attributable to a total of €14.9 million in net assets held for sale.

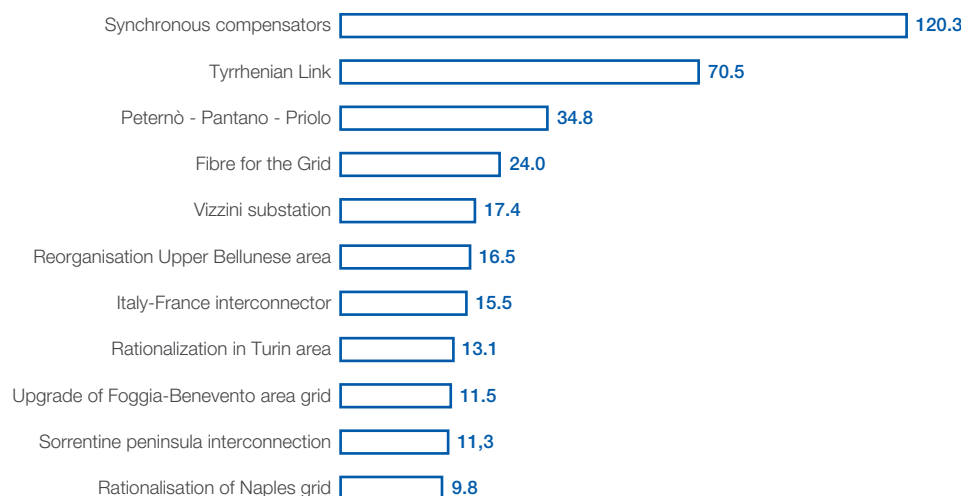
The Terna Group's total **capital expenditure** during 2021, amounting to **€1,520.7 million**, is up **12.6%** compared with the €1,351.1 million of 2020.

Scenarios,
strategy and the
creation of valueCorporate governance,
risk management
and opportunities**The Group's
business**Intangible
capitalsNatural
capital

About NFS

Independent limited
assurance report on
the NFS for 2021

Annexes

MAIN INVESTMENT IN THE NTG* (€m)

* Amounts include financial expenses.

Net working capital of €1,706.7 million resulted in a cash outflow of €229.5 million compared with 31 December 2020 (€296.8 million net of the amount at 31 December 2020 attributable to net assets held for sale, totalling €67.3 million). This reflects the combined effect of:

Cash outflows

- a decrease in **net energy-related pass-through payables** of €175.9 million, primarily reflecting the combined effect of:
 - an increase in net receivables (€308.8 million) linked to the Uplift component receivable in return for the procurement of energy on the Dispatching Services Market, reflecting a sharp increase in the related costs in the last quarter of the year; partially offset by
 - an increase in net payables relating to essential plants for the security of the electricity system - UESS (€142.5 million), reflecting reduced payments during the year to the owners of essential plants³⁶;
- an increase in **net receivables resulting from Regulated Activities** of €217.5 million, broadly due to amounts receivable for transmission services (up €195.2 million), reflecting the following:
 - revised tariffs and recognition of the accrued amount due as a return on digital substation systems in accordance with ARERA Resolution 565/2020 (totalling €54.7 million);
 - factoring transactions completed at the end of the year (€109.6 million);
 - discontinued application of the Split Payment regime when invoicing transmission services to certain counterparties following their participation in Group VAT arrangements (€30.9 million).

There has also been an increase of €22.8 million in the amount due from the Fund for Energy and Environmental Services (*Cassa per i Servizi Energetici e Ambientali* - CSEA), due to:

 - the recognition of rewards under output-based incentive mechanisms³⁷, totalling €47.9 million;
 - a reduction of €25.1 million in the amount receivable in relation to the quality of service performance, following collection of the ENSR bonuses for 2019 and 2020 and recognition of the result for 2021.
- a reduction of €80.5 million **in net trade payables**, including an increase of €52.0 million relating to the amount at 31 December 2020 attributable to net assets held for sale, and a reduction of €132.5 million largely due to the different performance of payments to suppliers.

³⁶ ARERA ordered payments to the owners of essential plants via Resolutions 9-20-30-42-52-67-94-95-118-203-475-476-481-482-499-500-518-519-520-543-544-545-564-565/2021.

³⁷ An efficiency bonus linked to the cost of investment in boosting transmission capacity in 2020 (under Resolution 23/2022), efficiency bonuses for development works completed by 30 September 2020, rewards linked to preparations for the introduction of output-based regulation in 2018 and 2019, the reward for unification of the NTG following the MEGARETI acquisition.

Cash inflows

- an increase of €91.1 million in **net tax liabilities**, broadly due to the increase of €54.7 million in net VAT payable in line with the reduction in trade payables, and an increase in the amount of income tax payable for the year, after payments on account and the settlement of tax due for the previous year (up €33.0 million);
- an increase in **other net liabilities** of €153.3 million, including an increase of €14.0 million compared with the amount at 31 December 2020 attributable to net assets held for sale, and an increase of €139.3 million primarily attributable to an increase in guarantee deposits (up €49.1 million) received from operators participating in the capacity market and electricity market operators to guarantee the obligations undertaken regarding dispatching and virtual interconnection contracts, an increase in grants related to assets received from third parties (up €31.7 million), the recognition of prepayments received from the backers of the private Italia-Austria Interconnector (up €29.5 million) and an increase in the Interconnector Guarantee Fund set up by Terna S.p.A. following the issue of the 2016 Stability Law (up €20.0 million).

Gross invested capital thus amounts to €14,646.2 million, an increase of €936.5 million compared with the previous year, including the balance at 31 December 2020 attributable to net assets held for sale, totalling €244.7 million.

Sundry provisions are down €72.9 million, primarily due to net uses of provisions for amounts payable to personnel (down €17.7 million), to fund urban and environmental redevelopment schemes (down €9.1 million), for tax liabilities (down €6.6 million) and relating to quality of service (down €4.9 million). The performance also reflects net provisions for net deferred tax assets, totalling €34.8 million, primarily due to the effect on taxation of movements in provisions for risks and charges, in the Group's derivative financial instruments and amortisation and depreciation, in part relating to the amount at 31 December 2020 attributable to net assets held for sale.

Net assets held for sale, totalling €117.7 million at 31 December 2021, primarily regard the value of investment in infrastructure operated under concession in Brazil and the amount due from third parties in relation to construction services performed in Uruguay, partly offset by net debt.

Total net invested capital, including assets held for sale of €117.7 million, amounts to €14,715.5 million, marking an increase of €1,127.1 million compared with 31 December 2020. This is financed by equity attributable to owners of the Parent, totalling €4,681.9 million (compared with €4,369.8 million at 31 December 2020), equity attributable to non-controlling interests of €31.1 million (€46.0 million at 31 December 2020) and net debt of €10,002.5 million (up €829.9 million compared with the €9,172.6 million of 31 December 2020).

Debt

The Group's financial policy and gross debt

The Terna Group's financial management is based on an approach that aims to maximise efficiency and achieve and maintain a solid financial structure, whilst adopting a highly prudent stance towards mitigation of the potential financial risks. The key aspects of the Group's financial policy are diversification of the sources of funding, a balance between short- and medium/long-term forms of debt and the proactive management of debt.

Scenarios,
strategy and the
creation of value

Corporate governance,
risk management
and opportunities

The Group's
business

Intangible
capitals

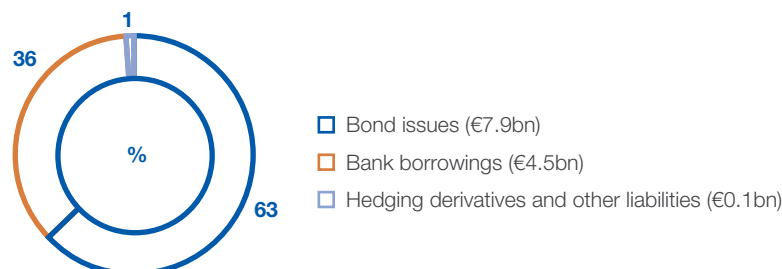
Natural
capital

About NFS

Independent limited
assurance report on
the NFS for 2021






Annexes

Gross debt at 31 December 2021 amounts to approximately **€13 billion**, consisting of approximately €8 billion in the form of bond issues and approximately €5 billion in bank borrowings. The average term to maturity of debt, which is almost all fixed rate, is approximately 5 years.



Bonds have been issued in the form of both public and private placements under the €9 billion Euro Medium Term Notes (EMTN) Programme (in which a large number of Italian and overseas banks participate), in addition to a stand-alone issue of €800 million dating back to 2004. Focused specifically on qualified investors and listed on the Luxembourg Stock Exchange, Terna's bonds have a very diverse investor base, in terms of both sector and geographical profile.

The main provider of Terna's bank loans is the European Investment Bank (EIB). Total borrowings from the EIB at 31 December 2021 amount to approximately €2.2 billion (including €300 million yet to be drawn on). Thanks to its strong credit ratings, Terna is able to obtain financing from banks on extremely good terms, as shown by the bond issue launched in 2021, amounting to €600 million, and the amount raised in the form of bank borrowings. In this regard, €343 million was disbursed in 2021 under the credit facility agreed with the EIB in 2020, whilst a further €300 million facility was agreed, again with the EIB, during the year. Terna also has access to two committed revolving credit facilities, amounting to approximately €3.2 billion.

	FY 2020		KEY MULTIPLES		RATING
	NET DEBT	EBITDA	NET DEBT / EBITDA	NET DEBT / EV ³⁸	STANDARD & POOR'S
 Terna Driving Energy	9,173	1,830	5.0	39%	BBB+
 RED ELECTRICA DE ESPAÑA	6,113	1,569	3.9	39%	A-
 REN	2,741	470	5.8	68%	BBB
 snam	12,892	2,197	5.9	42%	BBB+
 enagas	4,288	943	4.5	46%	BBB
Average	7,041	1,402	5.0	47%	



Multiple above the average for the peer group



Multiple below or equal to the average for the peer group

Terna's leverage multiples are below the average for the chosen peer group

³⁸ EV: Enterprise Value=Net Debt + Market Cap.

Net debt

The Group's net debt at 31 December 2021 amounts to €10,002.5 million, marking an increase of €829.9 million compared with 31 December 2020.

	(€m)		
	31.12.2021	31.12.2020	Δ
NET DEBT (BY TERM TO MATURITY)			
Total medium/long-term debt	8,917.1	10,019.8	(1,102.7)
- Bond issues	6,925.6	7,485.7	(560.1)
- Borrowings	1,909.4	2,374.5	(465.1)
- Derivative financial instruments	82.1	159.6	(77.5)
Total short-term debt/ (funds)	1,085.4	(847.2)	1,932.6
- Bond issues (current portions)	999.9	1,258.8	(258.9)
- Short-term borrowings	1,947.0	1,002.2	944.8
- Borrowings (current portions)	640.1	129.2	510.9
- Other current financial liabilities net	23.6	80.4	(56.8)
- Derivative financial instruments	0.1	-	0.1
- Financial assets	(958.5)	(628.8)	(329.7)
- Cash and cash equivalents	(1,566.8)	(2,689.0)	1,122.2
Total net debt	10,002.5	9,172.6	829.9
NET DEBT (BY TYPE OF INSTRUMENT)			
- Bond issues	7,925.5	8,744.5	(819.0)
- Borrowings	2,549.5	2,503.7	45.8
- Short-term borrowings	1,947.0	1,002.2	944.8
- Derivative financial instruments	82.2	159.6	(77.4)
- Other financial liabilities net	23.6	80.4	(56.8)
GROSS DEBT	12,527.8	12,490.4	37.4
- Financial assets	(958.5)	(628.8)	(329.7)
- Cash and cash equivalents	(1,566.8)	(2,689.0)	1,122.2
Total net debt	10,002.5	9,172.6	829.9
Net debt attributable to net assets held for sale	161.8	-	161.8

Changes in the **Group's net debt** are as follows:

- a reduction in bond issues (down €819.0 million), including reductions of €34.4 million compared with 31 December 2020 attributable to assets held for sale and €784.6 million attributable to the Parent Company, Terna S.p.A., primarily following repayment of a bond issue, totalling €1,250 million, partially offset by the green bond issue launched by Terna on 16 June 2021, with a nominal value of €600 million;
- an increase in bank borrowings (up €45.8 million), including a reduction of €168.7 million compared with 31 December 2020 attributable to assets held for sale and an increase of €214.5 million, primarily as a result of the drawdown of new bank facilities, amounting to €343.0 million, after repayments of existing borrowings;
- an increase in short-term borrowings (up €944.8 million), essentially due to the Parent Company's drawdown of amounts obtained under short-term credit facilities;
- a reduction in the fair value of derivative financial instruments (down €77.4 million), primarily due to movements in the derivatives held and in market interest rates;

- a reduction in other net financial liabilities (down €56.8 million) following the payment of accrued interest on financial products;
- an increase in financial assets (up €329.7 million), including a reduction of €17.4 million compared with 31 December 2020 attributable to assets held for sale and an increase of €347.1 million due to an increase in the Group's holdings of Italian government securities;
- a reduction in cash and cash equivalents (down €1,122.2 million), including a reduction of €69.3 million compared with 31 December 2020 attributable to assets held for sale. Cash amounts to €1,566.8 million at 31 December 2021, and includes €1,383.2 million invested in short-term, readily convertible deposits and €183.6 million held in bank current accounts and in the form of cash in hand.

Net debt attributable to assets held for sale, amounting to €161.8 million at 31 December 2021, essentially includes the value of bond issues, totalling €40.7 million and bank borrowings of €180.8 million, after the short-term portion of investment in infrastructure operated under concession in Brazil, recognized in application of IFRIC 12, totalling €20.1 million, and cash and cash equivalents of approximately €39.4 million.

Reconciliation of the Group's profit for the period and equity with the corresponding amounts for the Parent Company

The reconciliation of consolidated equity and consolidated profit for 2021 and the corresponding amounts for the Parent Company is shown below.

	€m	
	PROFIT FOR FY 2021	EQUITY AT 31 DECEMBER 2021
Parent Company's financial statements	735.2	4.329.5
Profit and equity contributed by Group companies:		
- Group companies – Regulated Activities	77.2	356.0
- Group companies – Non-regulated Activities	(9.8)	43.2
- Group companies – International Activities	(12.1)	(47.1)
Companies accounted for using the equity method	0.3	31.4
Total consolidated financial statements	790.8	4.713.0
Share attributable to non-controlling interests – Regulated Activities	-	2.3
Share attributable to non-controlling interests – Non-regulated Activities	0.8	27.4
Share attributable to non-controlling interests – International Activities	0.6	1.4
Terna Group's consolidated financial statements	789.4	4.681.9

Terna S.p.A.

A review of the operating performance and financial position of the Parent Company, Terna S.p.A., is provided below.

As previously noted, given that the requirements of IFRS 5 have been met, gains and losses for 2021 and 2020 on the investment in the Uruguayan subsidiary involved in the planned sale of assets have been classified in the item "Profit/(Loss) for the year from assets held for sale" in the reclassified income statement. Likewise, the assets attributable to the same subsidiary at 31 December 2021 have been reclassified to the item "Assets held for sale" in the reclassified statement of financial position, without modifying the comparative amount.

Terna S.p.A.'s reclassified income statement

Terna S.p.A.'s operating results for the years 2021 and 2020 are summarised in the following reclassified income statement, obtained by reclassifying amounts in the statutory income statement.

	2021	2020	CHANGE	% CHANGE
TOTAL REVENUE	2,224.1	2,086.6	137.5	6.6%
- Tariff revenue	2,006.2	1,906.2	100.0	5.2%
<i>of which transmission revenue</i>	<i>1,892.4</i>	<i>1,796.9</i>	<i>95.5</i>	<i>5.3%</i>
<i>of which dispatching, metering and other revenue</i>	<i>113.8</i>	<i>109.3</i>	<i>4.5</i>	<i>4.1%</i>
- Other operating income	171.0	151.9	19.1	12.6%
- Revenue from construction services performed under concession*	46.9	28.5	18.4	64.6%
TOTAL OPERATING COSTS	517.3	499.7	17.6	3.5%
- Personnel expenses	75.8	70.8	5.0	7.1%
- Cost of services, leases and rentals	371.3	369.2	2.1	0.6%
- Materials	0.8	0.7	0.1	14.3%
- Other costs	16.6	22.2	(5.6)	(25.2%)
- Quality of service	5.9	8.3	(2.4)	(28.9%)
- Cost of construction services performed under Concession*	46.9	28.5	18.4	64.6%
GROSS OPERATING PROFIT (EBITDA)	1,706.8	1,586.9	119.9	7.6%
- Amortisation, depreciation and impairment losses	585.8	571.2	14.6	2.6%
OPERATING PROFIT/(LOSS) (EBIT)	1,121.0	1,015.7	105.3	10.4%
- Net financial income/(expenses)	(78.4)	(57.2)	(21.2)	37.1%
PROFIT/(LOSS) BEFORE TAX	1,042.6	958.5	84.1	8.8%
- Income tax expense	297.7	269.3	28.4	10.5%
PROFIT/(LOSS) FOR THE YEAR FROM CONTINUING OPERATIONS	744.9	689.2	55.7	8.1%
- Profit/(Loss) for the year from assets held for sale	(9.7)	(1.6)	(8.1)	-
PROFIT FOR THE YEAR	735.2	687.6	47.6	6.9%

* Recognised in application of interpretation "IFRIC 12 – Service Concession Arrangements".

Gross operating profit (EBITDA) for the year is **€1,706.8 million**, an increase of €119.9 million compared with the €1,586.9 million of 2020. This primarily reflects the tariff adjustment provided for in ARERA Resolution 565/20 and recognition of the efficiency bonus linked to the cost of investment in boosting transmission capacity in 2020 (under Resolution 23/2022) and a number of non-recurring items in 2021.

After excluding revenue from construction services performed under concession (up €18.4 million), **revenue of €2,224.1 million** is up €119.1 million compared with the previous year. This is due primarily to the impact on transmission revenue (up €95.5 million) of the tariff adjustment resulting from the increase in the RAB, the effects of output-based incentive mechanisms³⁹ (up €48.1 million, under ARERA Resolutions 23/2022, 579/2017, 884/2017, 319/2021, 395/2021 and 25/2022), and the positive impact of the volume effect, offset by the impact of the release in 2020 of provisions for amounts payable to an operator (down €10.6 million) following settlement of the related risk.

The following also had an impact:

- an increase in revenue resulting from the outcome of the claim for a refund of stamp duty paid on the acquisition of Rete S.r.l. (up €13.4 million), in revenue from Connectivity sales (up €6.3 million, primarily from IRU contracts for fibre), in revenue reflecting the state of progress of work on the private Italy-Austria interconnector (up €6.1 million) and from the subsidiary, Terna Rete Italia S.p.A. (up €3.1 million), primarily due to sureties and administrative services following changes to the range of activities carried out, as well as other non-recurring items;
- a reduction in revenue in the form of the bonus receivable under the RENS (Regulated Energy Not Supplied) incentive mechanism (down €17.8 million), broadly due to the greater amount of revenue recognised in 2020 following final assessment of the performance in 2019 (€23.4 million under ARERA Resolution 540/2020) and recognition of the pro-rata assessment of the performance in 2021 (€5.9 million, based on the estimated overall outcome for the 2021-2023 regulatory period).

After excluding the cost of construction services performed under concession (up €18.4 million), **operating costs** for the year, amounting to **€517.3 million**, reflect a slight reduction of €0.8 million compared with the previous year. This essentially reflects a combination of the following:

- the adjustment to provisions linked to amounts previously set aside in relation to Land Registry Circular 6/2012 and for litigation and disputes (down €4.0 million);
- a decrease in the costs incurred for quality of service (down €2.4 million, primarily linked to the steps taken to mitigate the impact of events in December 2020 following heavy snowfall across northern Italy);
- a reduction in amounts payable to the subsidiary, Terna Rete Italia S.p.A., regarding the state of work on private interconnector projects in progress (down €5.4 million);
- an increase in personnel expenses (up €5.0 million), primarily due to an increase in the workforce;
- an increase in the cost of professional and consultants' fees (up €4.8 million) and in expenses relating to Terna's investments in the companies, GRIT and CORESO (up €2.0 million).

Amortisation, depreciation and impairment losses for the year amount to €585.8 million, an increase of €14.6 million compared with 2020. This primarily reflects the entry into service of new infrastructure, after taking into account the greater amount of impairment losses on assets recognised in the previous year (down €7.4 million).

EBIT (operating profit) of €1,121.0 million is up €105.3 million (10.4%) compared with 2020.

Net financial expenses for the year total €78.4 million, an increase of €21.2 million compared with the €57.2 million of 2020. This primarily reflects the recognition in 2020 of the dividend distributed by the subsidiary, Terna Interconnector S.r.l., totalling €19.5 million, and the rise in inflation, partially offset by an increase in gains due to translation differences on intercompany loans granted to the Uruguayan subsidiary.

³⁹ An efficiency bonus linked to the cost of investment in boosting transmission capacity in 2020 (under Resolution 23/2022), efficiency bonuses for development works completed by 30 September 2020, rewards linked to preparations for the introduction of output-based regulation in 2018 and 2019, the reward for unification of the NTG.

Income tax expense for the year amounts to €297.7 million, an increase of €28.4 million compared with the previous year. This essentially reflects the impact of the increase in pre-tax profit and the greater volume of tax-exempt income recognised in 2020. The tax rate of 28.6% compares with the rate of 28.1% for 2020.

The profit **from continuing operations** amounts to **€744.9 million**, an increase of €55.7 million (8.1%) compared with the €689.2 million of 2020.

The **loss for the year from assets held for sale**, totalling €9.7 million, is down €8.1 million on the figure for the previous year. This essentially reflects the adjustment to the value of the net assets held for sale recognised in application of IFRS 5.

Profit for the year amounts to **€735.2 million**, an increase of €47.6 million (6.9%) compared with the €687.6 million of 2020.

Cash flow

Operating cash flow for 2021 was used entirely to finance investing activities. The impact on working capital of movements in trading and tax assets and liabilities compared with 2020, and payment of the final dividend to shareholders, have resulted in an increase in net debt.

	(€m)	
	CASH FLOW 2021	CASH FLOW 2020
- Profit for the year	735.2	687.6
- Amortisation, depreciation and impairment losses	585.8	571.2
- Net change in provisions	(37.9)	(75.6)
- Net losses/(gains) on sale of assets	(12.6)	(5.5)
Operating cash flow	1,270.5	1,177.7
- Change in net working capital	(162.0)	(152.1)
- Change in investments	3.1	(102.9)
- Other movements in property, plant and equipment and intangible assets	41.3	40.1
- Change in financial assets	(20.6)	(19.0)
Cash flow from operating activities	1,132.3	943.8
- Total capital expenditure	(1,376.6)	(1,134.3)
Free cash flow	(244.3)	(190.5)
Net assets held for sale	(23.0)	-
- Dividends paid to shareholders	(556.4)	(515.0)
- Cash flow hedge reserve after taxation and other movements in equity	67.1	(70.1)
Change in net debt	(756,6)	(775,6)

Scenarios,
strategy and the
creation of valueCorporate governance,
risk management
and opportunitiesThe Group's
businessIntangible
capitalsNatural
capital

About NFS

Independent limited
assurance report on
the NFS for 2021

Annexes

Terna S.p.A.'s reclassified statement of financial position

Terna S.p.A.'s financial position at 31 December 2021 and 2020 is summarised in the following statement, obtained by reclassifying amounts in the statutory statement of financial position.

	(€m)		
	AT 31 DECEMBER 2021	AT 31 DECEMBER 2020	CHANGE
Total net non-current assets	15,409.7	14,632.1	777.6
- Intangible assets and goodwill	543.8	475.9	67.9
- Property, plant and equipment	13,447.4	12,755.2	692.2
- Financial assets	1,418.5	1,401.0	17.5
Total net current liabilities	(1,201.8)	(1,365.8)	164.0
- Net energy-related pass-through payables	(234.3)	(408.9)	174.6
- Net receivables resulting from regulated activities	448.4	230.9	217.5
- Net trade payables	(671.7)	(615.4)	(56.3)
- Net tax liabilities	(110.1)	(25.6)	(84.5)
- Other liabilities net	(634.1)	(546.8)	(87.3)
Gross invested capital	14,207.9	13,266.3	941.6
Sundry provisions	(7.6)	(45.5)	37.9
NET INVESTED CAPITAL	14,200.3	13,220.8	979.5
Assets held for sale	23.0	-	23.0
TOTAL NET INVESTED CAPITAL	14,223.3	13,220.8	1,002.5
Equity	4,329.5	4,083.6	245.9
Net debt	9,893.8	9,137.2	756.6
TOTAL	14,223.3	13,220.8	1,002.5

The principal changes with respect to 31 December 2020 are described below.

Total net invested capital amounts to €14,223.3 million at 31 December 2021, an increase of €1,002.5 million compared with the previous year. This reflects an increase in **net non-current assets** (up €777.6 million), cash used for **net working capital** (up €164.0 million), a reduction in sundry provisions (€37.9 million) and the recognition of **assets held for sale** (up €23.0 million).

Net non-current assets are up €777.6 million, primarily due to the following:

- the Company's capital expenditure (€1,376.6 million, including €1,363.1 million relating to Regulated Activities) and the purchase of NTG assets from Acciaierie Arvedi for €5.1 million (May 2021) and from then AGSM group and Dolomiti Energia for €10.5 million (December 2021);
- amortisation and depreciation for the year (€587.5 million);
- disposals, impairments and other movements (a total reduction of €44.6 million, including €39.6 million regarding grants related to assets);
- an increase of €17.5 million in financial assets, including a reduction of €8.5 million compared with 31 December 2020 attributable to assets held for sale, and an increase of €26.0 million broadly due to an increase in the Interconnector Guarantee Fund, set up to fund investment in interconnections by art. 32 of Law 99/09 (up €18.7 million) and the acquisition, in July 2021, of a 100% interest in Elite S.r.l. (up €5.3 million), which was merged with the subsidiary, Rete S.r.l., at the end of the year.

The change in **net working capital**, represented by an increase of €164.0 million, is primarily due to an increase in net trade receivables, offset by an increase in VAT and income tax payable, an increase in guarantee deposits received from electricity market operators, an increase in the Interconnector Guarantee Fund set up by Terna S.p.A. following the issue of the 2016 Stability Law and grants related to assets received from third parties.

Sundry provisions are down €37.9 million, primarily due to net uses of provisions for amounts payable to personnel (down €15.5 million), to fund urban and environmental redevelopment schemes (down €9.1 million), for tax liabilities (down €6.7 million) and relating to quality of service (down €4.9 million).

Assets held for sale, amounting to €23.0 million, broadly include outstanding items due from the Uruguayan subsidiary in the form of a loan granted by Terna S.p.A. and the investment, after an adjustment to the value of these assets recognized in application of IFRS 5.

Net debt of €9,893.8 million is up €756.6 million.

	(€m)		
NET DEBT (BY TYPE OF INSTRUMENT)	31.12.2021	31.12.2020	Δ
- Bond issues	7,925.5	8,710.1	(784.6)
- Borrowings	2,523.3	2,298.5	224.8
- Short-term borrowings	1,917.6	977.1	940.5
- Other financial liabilities net	23.6	80.1	(56.5)
- Derivative financial instruments	82.1	157.2	(75.1)
Gross debt	12,472.1	12,223.0	249.1
- Long-term loans to subsidiaries	-	(22.5)	22.5
- Financial assets	(958.5)	(611.4)	(347.1)
- Cash and cash equivalents (including the net balance on intercompany current accounts)	(1,619.8)	(2,451.9)	832.1
Total net debt	9,893.8	9,137.2	756.6
Net debt attributable to assets held for sale	(24.6)	-	(24.6)

Given that the change in the Company's net debt is broadly in line with the change in the Group's net debt, reference should be made to the above description of changes in the Group's debt. In particular, there has been a decrease in cash and cash equivalents, totalling €832.1 million (including an increase of €190.4 million due to a rise in the net amount receivable on intercompany current accounts held by the Company on behalf of its subsidiaries), and a reduction of €22.5 million compared with 31 December 2020 in the long-term loan granted by Terna S.p.A. to the Uruguayan subsidiary, reclassified to net debt attributable to assets held for sale at 31 December 2021 (€24.6 million).

Proposal for the Annual General Meeting regarding the distribution of Terna S.p.A.'s profit for the year

Terna S.p.A.'s Board of Directors proposes to pay a total dividend of €585,108,671.20 for 2021, equal to €0.2911 per share, of which €0.0982 per share was declared in the form of an interim dividend on 24 November 2021.

The Board of Directors thus proposes to appropriate Terna S.p.A.'s profit for 2021, amounting to €735,248,526.11, as follows:

- €197,381,214.40 to cover payment of the interim dividend payable from 24 November 2021 to the holders of each of the ordinary shares outstanding after adjusting for the treasury shares held at the "record date" of 23 November 2021 (with the relevant amount of €303,947.85 taken to retained earnings);
- €387,727,456.80 to pay a final dividend of €0.1929 to the holders of each of the 2,009,992,000 ordinary shares representing the share capital at the date of this Board of Directors' meeting. The final dividend will be payable on 22 June 2022, with an ex-dividend date for coupon 36 of 20 June 2022 (a record date, as defined by art. 83-terdecies of Legislative Decree 58 of 24 February 1998, the Consolidated Law on Finance, of 21 June 2022). The treasury shares held as of the above record date will not participate in the distribution. The final dividend for 2021 attributable to the treasury shares held by the Company at the record date, amounting to €597,062.54, will be taken to retained earnings;
- €150,139,854.91 to be taken to retained earnings.



EU Taxonomy

Regulation 2020/852

NFS

Introduction

The climate and energy targets that the European Union has set for 2030 and 2050, implementing the European Green Deal, also require the involvement of the private sector, with the aim of directing investment towards sustainable projects and activities. With this in mind, European institutions have introduced a taxonomy of economic activities that can be considered as “sustainable”, namely they are potentially able to help achieve pre-set environmental objectives. The classification system introduced by EU Regulation 2020/852 (also “EU Taxonomy Regulation” or “Taxonomy” or “Regulation”) aims to provide investors, businesses and public organisations with reliable shared criteria and methods to identify sustainable economic activities.

According to the Regulation, an economic activity can be defined as “environmentally sustainable” if it:

- **Contributes substantially to the achievement of at least one of the six environmental objectives set out** in Article 9 of the Regulation: climate change mitigation; climate change adaptation; the sustainable use and protection of water and marine resources; the transition to a circular economy; pollution prevention and control; the protection and restoration of biodiversity and ecosystems;
- **Does No Significant Harm** to any of the above environmental objectives;
- **Respects minimum social safeguards**, recognising the importance of international rights and standards;
- **Meets the technical screening criteria**, which, based on scientific evidence, specify the minimum conditions that must be met if the contribution of an economic activity to one of the defined environmental objectives is to be recognised as substantial. The Regulation identifies specific technical screening criteria for each of the environmental objectives. An activity is deemed to be in line when it meets the specific technical screening criteria.

From January 2022, the disclosure of information pursuant to the Taxonomy in consolidated non-financial statements is mandatory for companies that are already subject to the obligations laid down by Directive 2014/95/EU on non-financial reporting. However, for the first year of application of the Regulations, companies are required to disclose the share - in terms of revenue, capital expenditure (**CapEx**) and operating expenditure (**OpEx**) - of “taxonomy eligible” (also defined as “eligible”) and “non-eligible” activities relating to climate change objectives, namely those activities included in Annexes 1 and 2 of Delegated Regulation 2139/2021, without having to comply with the technical screening criteria, the “Do No Significant Harm” criterion and the minimum social safeguards.

In this context, the Group's activities have been mapped - taking into account both the Regulated and the Non-regulated segments (which are fully described in section 3, “The Group's business”) - in order to identify those activities that are taxonomy eligible, namely potentially able to contribute to climate change mitigation and adaptation objectives.

Following these analyses, the Group's activities were associated with **four eligible activities** that could potentially contribute to climate change mitigation. The following activities were identified:

- **4.9 Electricity transmission and distribution:** including activities in the **Regulated Activities** segment, primarily regarding the development, operation and maintenance of the National Transmission Grid, as well as dispatching and metering activities. **Non-regulated Activities** that serve electricity transmission are also included.
- **7.3 Installation, maintenance and repair of energy efficiency devices:** a number of projects to develop integrated solutions for third parties to meet high sustainability and flexibility standards implemented in 2021 were included.
- **7.6 Installation, maintenance and repair of renewable energy technologies:** including maintenance, plant monitoring and other services for third parties operating in renewable energy production.
- **9.1 Market-driven research, development and innovation:** including the Group's activities aimed at helping companies to make their energy consumption more efficient, designing and developing innovative solutions to cut energy costs, optimising production processes and obtaining Energy Efficiency Certificates (white certificates).

Accounting standards and contextual information

The **accounting policy**, namely the method for calculating the shares of revenue, CapEx and OpEx associated with the eligible activities identified by the Group, is based on the provisions of Annex 1 of Delegated Regulation 2178/2021.

For the purposes of allocating revenue, CapEx and OpEx to eligible activities, Terna has defined a clear and traceable methodology to meet quantitative and qualitative information needs. Specifically, the Group has reconstructed the indicators using data from the general, business and regulatory accounts.

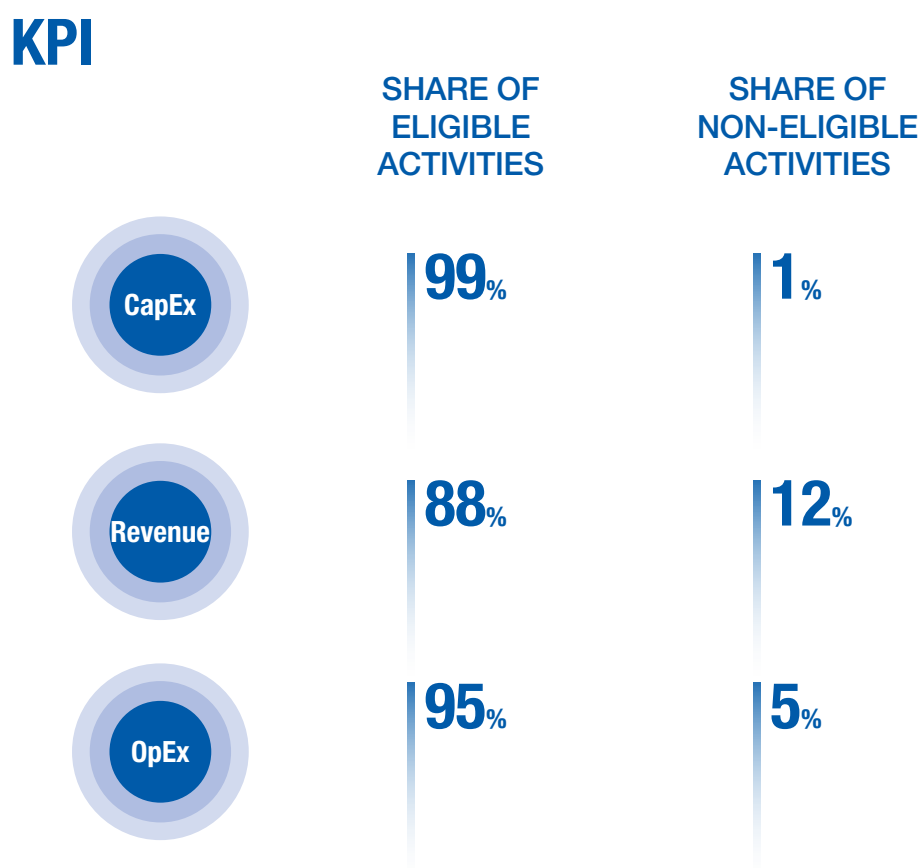
To calculate the **eligible share of revenue**, the numerator is taken to be the consolidated net revenue generated by the sale of products or services, including intangibles, associated with taxonomy eligible economic activities, and the denominator is taken to be total net revenue (based on the criteria set out in point 1.1.1 of Annex 1 to Delegated Regulation 2178/2021). **Net revenue** has been identified by using data from the consolidated financial statements prepared in accordance with international accounting standards and with reference to the provisions of IAS 1, paragraph 82(a). None of the figures in the reported amounts relate to economic activities included in the taxonomy carried out for the Group's internal consumption.

To calculate the **eligible share of CapEx**, the numerator is taken to be capital expenditure recognised as assets in the consolidated balance sheet and associated with eligible activities, as defined according to the criteria set out in point 1.1.2.2 of Annex 1 of Delegated Regulation 2178/2021. The denominator is taken to be total capital expenditure, quantified in accordance with the criteria set out in point 1.1.2.1 of Annex 1 of Delegated Regulation 2178/2021. Specifically, the denominator comprises additions to tangible and intangible assets for the period before depreciation and amortisation, impairment losses and any revaluations, including those arising restatements and impairments, and excluding changes in fair value. In order to create the indicator, capital expenditure was identified using data from the consolidated financial statements, with reference to (a) IAS 16: Property, Plant and Equipment; (b) IAS 38: Intangible Assets and (c) IFRS 16: Leases. The reported amounts

do not include amounts relating to economic activities included in the taxonomy regarding expenses capitalised in accordance with d) IAS 40: Investment Property and e) IAS 41: Agriculture, as they are not applicable to the Group.

To calculate the **eligible share of Opex**, the numerator is taken to be the operating expenditure associated with eligible activities and defined according to the criteria set out in point 1.1.3.2 of Annex 1 of Delegated Regulation 2178/2021, and the denominator is taken to be total operating expenditure, quantified in accordance with the criteria set out in point 1.1.3.1 of Annex 1 of Delegated Regulation 2178/2021. The latter includes the following costs: direct non-capitalised costs relating to research and development; building renovations; short-term rentals; and maintenance and repair, as well as any other direct expenditure relating to the day-to-day maintenance of property, plant and equipment, carried out either by the company or by third parties to whom these tasks are outsourced, as needed to ensure the continuous and efficient operation of these assets.

As required by the Regulation, the table below shows the Terna Group's three KPIs for 2021, referring to **taxonomy eligible** and **taxonomy non-eligible** activities:



Share price performance

Terna and the financial markets

Terna S.p.A. has been listed on Borsa Italiana's screen-based trading system (*Mercato Telematico Azionario*) since 23 June 2004. **From the date of floatation to the end of 2021, the share price has risen 318% (a capital gain)**, providing a Total Shareholder Return (TSR⁴⁰) of 971%, ahead of both the Italian market (the FTSE MIB, up 81%) and the relevant European sector index (DJ Stoxx Utilities), which is up 319%.

Europe's leading stock markets ended 2021 in positive territory on the back of the post-Covid economic recovery. Milan rose 23.0% during the year, whilst Paris and Frankfurt were up 28.9% and 13.0%, respectively. Madrid rose 7.9% and London 14.3%.

Performance of Terna's shares

Terna's shares closed 2021 having risen to €7.114, marking an increase of 13.82% (DJ Stoxx Utilities up 5.43%). The daily average volume traded during the year amounted to approximately 4.8 million. The share price reached a high for the year of €7.184 on 19 August 2021, achieving a new all-time high of €7.476 on 1 March 2022. It should also be noted that the ex-dividend date for the interim dividend for 2021, amounting to 9.82 euro cents per share, was 22 November.

KEY INDICATORS PER SHARE

	2021	2020	2019	2018	2017	2016
Number of shares (in millions)*	2,010	2,010	2,010	2,010	2,010	2,010
Price at year end (€ per share)	7.11	6.25	5.95	4.95	4.84	4.35
Market capitalisation** (€m)	12,898	12,142	11,273	9,507	9,668	9,367
Average price for year (€ per share)	6.42	6.04	5.61	4.73	4.81	4.66
Earnings per share (€)	0.393	0.391	0.377	0.352	0.339	0.315
Dividend per share (€)	0.291	0.270	0.250	0.233	0.220	0.206
Payout ratio***	74.12%	68.98%	66.22%	66.34%	64.24%	65.40%
Dividend yield****	4.1%	4.3%	4.2%	4.7%	4.5%	4.7%
Total shareholder return	18.8%	9.4%	25.1%	7.3%	15.9%	(4.3%)

* The total number of shares representing the share capital. The number of shares in circulation amount to 2,007 million, following the buyback of own shares to service the Performance Share Plan 2020-2023 in 2020 and the Performance Share Plan 2021-2025 in 2021.

** Based on the average price for the year.

*** The ratio of the total dividend to profit attributable to owners of the Parent

**** Dividend per share for the year as a percentage of the share price at year end.

WEIGHTING OF TERNA'S SHARES

	2021	2020
> on the FTSE MIB index	2.18%	2.44%

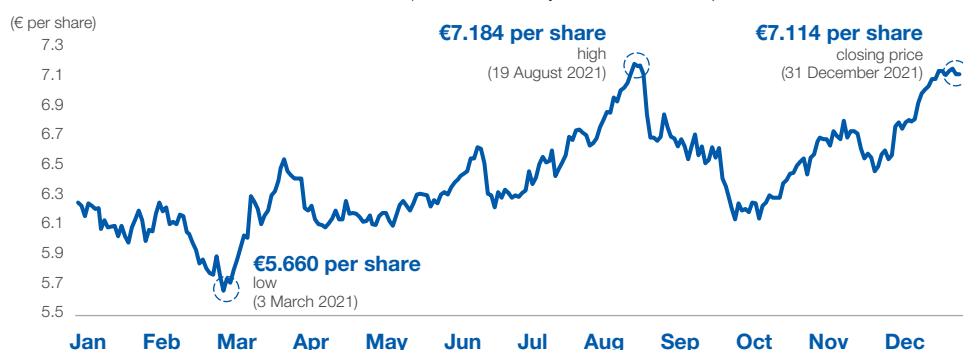
Source: Borsa italiana.

⁴⁰ Total Shareholder Return (TSR): total return on an equity investment, calculated as the sum of:

- capital gain: the change in the share price (difference between the price at the end and at the beginning of the relevant period) as a percentage of the price at the beginning of the period;
- reinvested dividends: the ratio between dividends per share paid out during the period and the share price at the beginning of the period. Dividends are assumed to have been reinvested in the shares..

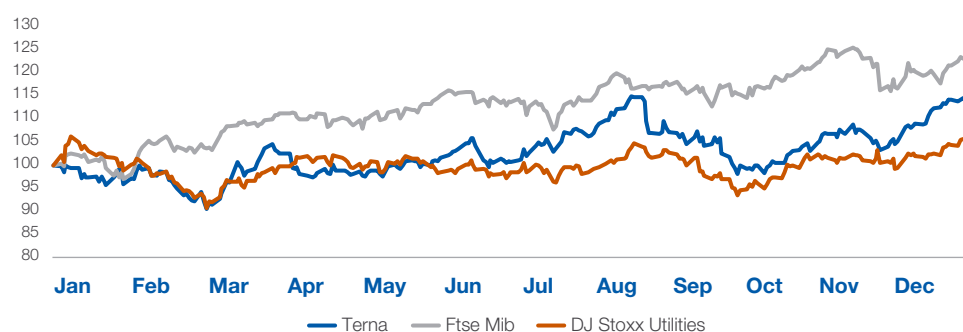
3. The Group's business • Share price performance

PERFORMANCE OF TERNA'S SHARES (Price from 1 January to 31 December 2021)



Source: Bloomberg.

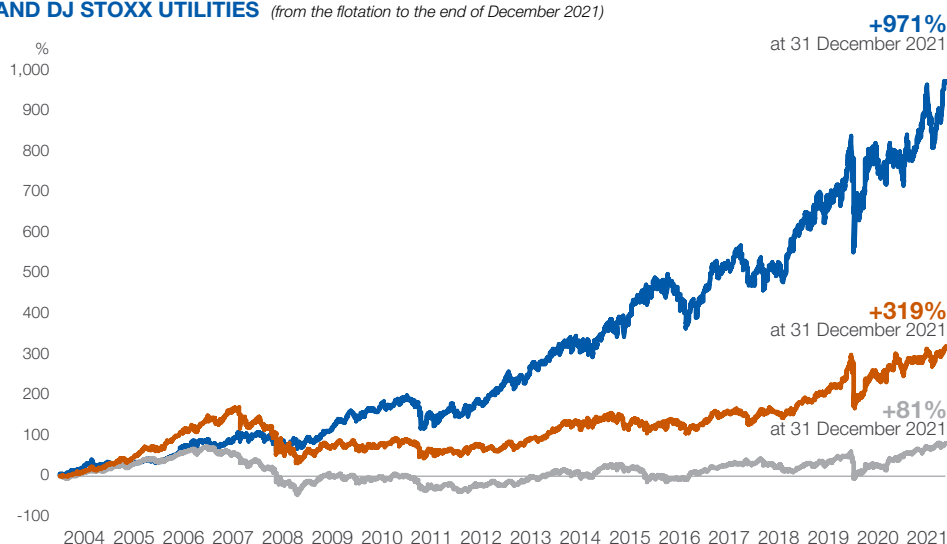
TERNA'S SHARES, THE FTSE MIB AND THE DJ STOXX UTILITIES (Price between 1 January and 31 December 2021)



Source: Bloomberg.

Terna's share price rose 13.82% in 2021, outperforming the the relevant European sector index (DJ Stoxx Utilities), which rose 5.43%. The FTSE MIB closed the year having risen 23.0%.

TOTAL SHAREHOLDER RETURN ON TERNA'S SHARES AND THE FTSE MIB AND DJ STOXX UTILITIES (from the flotation to the end of December 2021)



Source: Bloomberg.

Scenarios,
strategy and the
creation of valueCorporate governance,
risk management
and opportunities**The Group's
business**Intangible
capitalsNatural
capital

About NFS

Independent limited
assurance report on
the NFS for 2021

Annexes

Inclusion in international stock exchange sustainability indices

Terna's commitment to measuring and improving its sustainability performance is reflected positively in our ESG (Environmental, Social and Governance) ratings and, as a result, in our presence in international stock exchange sustainability indices.

Terna's inclusion in all the leading indices was confirmed in 2021. We were included for the thirteenth year running in the Dow Jones Sustainability World Index and, in February 2021, during the SEAL (Sustainability, Environmental Achievement & Leadership) Sustainability Business Awards 2020 we were ranked among the 50 most sustainable companies in the world, thanks to our overall sustainability performance in terms of leadership, transparency and sustainable business practices (in the 2020 Seal Organizational Impact Award category).

ESG RATINGS

AGENCY	DESCRIPTION
S&P Global	Its Corporate Sustainability Assessment ("CSA") is a periodic evaluation of companies' sustainability practices. The highest ranked companies are included in the Dow Jones Sustainability Index (DJSI). The CSA conducted in 2021 gave Terna a score of 89/100 (announced on 12 November 2021).
CDP (Carbon Disclosure Project)	Its periodically produced Climate Change questionnaire focuses on issues linked to climate change. The questionnaire results in a rating expressed in letters on a scale from D to A. In 2021, Terna received a score of "A-".
Sustainalytics	It periodically publishes an ESG Risk Rating Report on the Company. In 2021, Terna was rated as "Low Risk".
MSCI	It periodically publishes an ESG Ratings Report in which it analyses and assesses companies on a scale from "AAA" (the highest rating) to "CCC". Terna has been assigned a rating of "AA".
Vigeo Eiris	It periodically measures the ESG performances of companies. Its final opinion is based on four different levels of performance (Weak; Limited; Robust; Advanced). In September 2021, Terna was rated "Advanced" with a score of 69/100.
BLOOMBERG	Its Gender Reporting Framework is an international standardized reporting and disclosure method for workplace gender data. The highest ranked companies, such as Terna, are included in the Gender Equality Index (GEI).
IIS ESG	It assesses the sustainability performances of companies based on approximately a hundred criteria. The highest ranked companies, such as Terna, are awarded Prime status.
FTSE Russell	Its ESG ratings reflect the company's exposure to – and management of – ESG issues and constitute the main input for inclusion in the FTSE4Good indices.
Standard Ethics	Standard Ethics issues an opinion on companies' degree of compliance with regard to sustainability and corporate governance based on documents and guidelines published by international bodies. In December 2021, Terna was adjudged to have a positive outlook.
GRESB	GRESB (Global Real Estate Sustainability Benchmark) conducts assessments of the level of disclosure. In November 2021, Terna received the highest possible rating of "A".

ESG INDICES

INDEX	TERNA
DOW JONES SUSTAINABILITY	The DJSI indices select the companies with the best sustainability performances from among those with the highest capitalisation. Has been included in the DJSI World and DJSI Europe indices since 2009.
STOXX® GLOBAL ESG LEADERS	Launched in 2011, these indices are based on assessments made by the Sustainalytics rating agency and select the best shares based on ESG performance. Admission to the Global ESG Leaders Index, requires inclusion in at least one of the three specialist indices (Global Environmental Leaders, Global Social Leaders and Global Governance Leaders). Terna has been a member of all three indices since 2011.
EURONEXT VIGEO EIRIS	Developed by the Vigeo Eiris rating agency, these indices are based on a population of companies listed on international markets. Terna has been a member of the World 120, Eurozone 120 and Europe 120 indices since 2012.
FTSE4GOOD	The FTSE4Good indices are based on assessments carried out by FTSE Russell. Terna has been included in the index since 2005.
MSCI	Terna is a member of over a hundred of MSCI's general and sectoral ESG indices and has been included in the "Global Sustainability" index since 2007.
ECPI	ECPI has created sustainability indices and carries out research so as to provide additional non-financial information. Terna is, among others, one of the ECPI ESG Best in Class. Terna has been included since 2007.
SOLACTIVE EUROPE CORPORATE SOCIAL RESPONSIBILITY	This index has replaced the previous Ethibel Sustainability Index. It includes a basket of European shares – selected by the Ethibel Forum based on ESG performance. Terna has been included since 2009 (taking into account our earlier membership of the Ethibel Sustainability Index).
BLOOMBERG GENDER EQUALITY	This index measures companies' performance regarding gender equality issues. Terna has been included since 2019.
S&P	Terna is a member of numerous S&P ESG indices (in addition to the above Dow Jones Sustainability index). These indices reward companies with the best ESG performances in general and include indices focusing on the energy transition, in addition to the new S&P Gender Equality & Inclusion Index.
MIB ESG	Launched in 2021, this is Italy's first blue-chip index focusing on ESG best practices. The index is based on the outcome of the periodic assessment conducted by the agency, Vigeo Eiris.
GLIO/GRESG ESG	Launched in 2021, this is the first index to specialise in an assessment of the best ESG practices adopted by companies that manage strategic infrastructure. Terna has been a member of the index since its inception.
UNITED NATIONS GLOBAL COMPACT ("GC100")	Terna has been a member since 2013.

Other information

NFS

ST4

201-1 >

Economic value directly created and distributed

Value added measures the value created by an enterprise, but also by an entire economy, over a certain period, usually a year.

The following figures have been computed taking into account all the requirements established by Standard GRI 201-1 for reclassification of the Group's consolidated income statement.

DETERMINATION AND REDISTRIBUTION OF VALUE ADDED ⁽¹⁾

	UNIT	2021 ⁽²⁾	2020 ⁽²⁾	2019	CHANGE 21-20	% CHANGE 21-20
A - Revenue (including financial income)	€	2,653,020,254	2,528,924,236	2,383,691,817	124,096,018	5
1 - ECONOMIC VALUE GENERATED (A)	€	2,653,020,254	2,528,924,236	2,383,691,817	124,096,018	5
B - Operating costs	€	1,104,334,170	1,014,886,066	938,286,449	89,448,104	9
C - Remuneration of employees	€	295,308,668	287,276,003	257,523,131	8,032,665	3
D - Payments to credit providers	€	89,806,289	94,425,807	86,149,234	(4,619,518)	(5)
E - Payments to providers of risk capital ⁽³⁾	€	585,108,671	541,692,844	501,493,004	43,415,827	8
F - Payments to the government	€	359,779,495	338,577,792	337,429,627	21,201,703	6
G - Investments in the community ⁽⁴⁾	€	209,000	588,685	361,970	(379,685)	(64)
2 - ECONOMIC VALUE DISTRIBUTED (B+C+D+E+F+G)	€	2,434,546,293	2,277,447,197	2,121,243,415	157,099,096	7
3 - PROFIT/(LOSS) FOR THE YEAR FROM ASSETS HELD FOR SALE	€	(12,844,006)	2,092,819	- (14,936,825)	(714)	
4 - ECONOMIC VALUE RETAINED (1-2+3) ⁽⁵⁾	€	205,629,955	253,569,858	262,448,402	(47,939,903)	(19)

⁽¹⁾ Amounts relating to the creation and distribution of economic value have been taken from the consolidated income statement prepared in accordance with IFRS/IAS. The Group has used IFRS/IAS since 2005.

⁽²⁾ Given that the requirements of IFRS 5 have been met, amounts for 2020 have been restated as the total results for 2021 and 2020 attributable to the South American subsidiaries included in the planned sale of assets have been classified in the item "Profit/(Loss) from assets held for sale" in economic value retained.

⁽³⁾ Payments to the providers of risk capital in 2021 correspond with the interim dividend for 2021 (€197.4 million) payable from 24 November 2021 to the holders of each ordinary shares outstanding (net of treasury shares held at the record date of 23 November 2021, the amount for which was taken to "retained earnings") and the final dividend to be proposed to the AGM, as decided by the meeting of Terna S.p.A.'s Board of Directors held on 17 March 2022 (€387.7 million).

⁽⁴⁾ Only donations are considered (for more information on "Investment in the community", see page 222).

⁽⁵⁾ Corresponds with consolidated net profit for the year (including the share attributable to non-controlling interests) after payments to the providers of risk capital.

There was a 5% increase in the economic value generated by the Terna Group in 2021 compared with 2020, due primarily to the tariff adjustment resulting from the increase in the RAB, increased revenue resulting from recognition of the efficiency bonus linked to the investment costs incurred on the expansion of transmission capacity for 2020, partly offset by reduced revenue in the form of the bonus receivable under the RENS (Regulated Energy Not Supplied) incentive mechanism (due essentially to the form in which revenue was recognised in the regulatory periods) and other non-recurring items.

Compared with 2020, economic value distributed is up 7%. This mainly reflects operating costs (up 9%), broadly relating to the Brugg Group and the Tamini Group and the contribution from the LT Group and payments to the providers of risk capital (up 8%, in line with the growth targeted in the Industrial Plan), after a reduction in payments to credit providers (down 5%).

Scenarios,
strategy and the
creation of valueCorporate governance,
risk management
and opportunities**The Group's
business**Intangible
capitalsNatural
capital

About NFS

Independent limited
assurance report on
the NFS for 2021

Annexes

Economic value retained also includes the net result for the year from assets held for sale, marking a deterioration of €14.9 million compared to the previous year, mainly due to the adjustment of the value of net assets held for sale, recognised in accordance with IFRS 5.

It should also be noted that, in 2021, Terna received the sum of €22,902,683 from the Ministry for Economic Development as an advance on government grants for projects to be funded under the National Operational Programme (NOP) and the sum of €13,261,517 from public organisations in the form of grants for projects funded by the Regional Operational Programme (ROP). Other grants regard requests for the re-routing of infrastructure.

GRANTS

€	2021	2020	2019
Grants related to assets from public organisations (*)	13,261,517	4,386,484	5,272,640
For projects funded by the Ministry for Economic Development (*)	22,902,683	-	7,342,518

* These grants are recognised as a direct reduction in the carrying amount of assets.

< 201-4

Taxation

In line with the principles of transparency and legality set forth in the Code of Ethics, the Terna Group's approach to taxation is governed by full compliance with tax legislation in the countries where the various Group companies operate. This approach meets our obligation to make an economic contribution to the territories in which we operate. In these countries, overall tax revenue represents an essential contribution to public expenditure and, thus, to economic development and the social welfare of citizens.

In Italy, the conduct of the Group's Regulated Activities (the transmission and dispatching of electricity) under a government concession requires compliance with the criteria of transparency and legality, also from the standpoint of tax policies.

Overseas instead, the Group's activities are primarily focused on the construction and/or management of power lines. Our activities are not, therefore, in any way influenced by tax planning concerns, but rather by the real prospect of achieving economic development, with a view to diversifying and exploiting business opportunities in our sector of operation. This is borne out by the fact that even in countries where the corporate tax rate is higher than in Italy (Latin America).

Moreover, such activities are generally carried out on the basis of concessions, with the revenues determined by local regulatory authorities. Thus, there is an underlying assumption that Group companies are wholly committed to respecting local tax regulations.

The Group's Tax Unit, with support from external consultants, is responsible for assessments and keeping up with regulatory changes. Any controversial aspects are addressed and discussed with associations to which the Group belongs (e.g., ASSONIME) and, in some instances, brought directly to the attention of tax authorities, via requests for rulings.

< 207-1

EG2



Tax governance, control and risk management

The Group's tax governance is inspired by the principles of correct and prompt determination and payment of the taxes owed by law, implementation of the related controls and minimisation of any tax risk.

Tax risk is understood to comprise not only risks deriving from the possible violation of precise mandatory rules and regulations – for example the failure to comply with new disclosure requirements – but also those linked to the principles and/or aims of the legal systems in the various jurisdictions

< 207-2

where the Group operates. Such risks derive from external factors such as, by way of example, uncertain interpretation attributable to ambiguity or the lack of clarity of tax codes and regulations.

The main processes governing taxation and the related obligations are constantly monitored on the basis of procedure 262.

In 2020, the Group bolstered its own internal control system by updating its organisational model in accordance with the 231 Organisational Model. An external consultant was also appointed in 2020 to conduct a risk assessment regarding tax violations and offenses under Law 231/01. The assessment, which was completed in the first half of 2021, did not find evidence of any organizational issues relating to management of tax risk within the Group.

Definition of the Group's "Transfer pricing policy" was also completed in 2021. This aimed to ensure correct determination of the arm's-length price of intercompany transactions carried out on a transnational basis, with the drafting of the specific documentation ("Master File" and "Local File") called for by Italian legislation. The adoption of a "Transfer pricing policy" was specifically noted in the tax returns for 2021 submitted by the Group companies that engage in overseas transactions.

207-3 >

Stakeholder engagement

In the case of especially significant tax issues or when there is a high level of uncertainty, the Company relies on options provided for by tax provisions, such as requests for rulings or advance tax agreements with the tax authorities.

207-4 >

To complete the disclosure presented on pages 48-49, the following table shows key data on taxation relating to Terna and its subsidiaries (in €m).

					(€m)
COMPANY	PRE-TAX PROFIT/LOSS	PROPERTY, PLANT AND EQUIPMENT	INCOME TAX EXPENSE FOR THE YEAR	INCOME TAX PAID DURING THE YEAR	REVENUE FROM INTRAGROUP TRANSACTIONS
Terna S.p.A.	1,042.6	13,447.4	297.7	285.5	53.1
Terna Rete Italia S.p.A.	22.3	26.4	7.6	14.9	421.6
Rete S.r.l.	78.7	1,057.6	20.5	21.7	134.0
Terna Crna Gora d.o.o.	8.8	201.0	0.5	-	15.9
Terna Energy Solutions S.r.l.	4.1	7.2	0.9	0.8	8.1
Gruppo Tamini	2.4	35.1	0.9	-	35.4
Avvenia The Energy Innovator S.r.l.	(0.3)	0.3	(0.1)	-	0.1
Terna Interconnector S.r.l.	1.4	-	-	4.1	1.1
Terna Plus S.r.l.	(26.8)	0.7	(1.3)	0.2	0.6
Terna Chile S.p.A.	(1.0)	-	-	-	-
SPE Santa Maria Transmissora de Energia S.A.	3.7	0.1	0.3	-	-
SPE Santa Lucia Transmissora de Energia S.A.	12.8	0.8	2.9	-	-
Terna Perú S.A.C.	(6.1)	-	0.1	-	-
Difebal S.A.	1.8	-	(0.2)	-	-
Terna 4 Chacas S.A.C.	(0.2)	-	-	-	-
Linha Verde I S.A.	3	-	0.2	-	-
Linha Verde II S.A.	(14.1)	-	0.6	-	-
Gruppo Brugg	0.3	41.0	0.7	-	61.9
Gruppo LT	1.2	0.3	0.3	-	1.1

The difference between income tax due on companies' net profit or loss and tax payable reflects payments on account made by the Terna Group during the year. Reconciliation of the statutory and effective tax rates, presented in the notes to the consolidated financial statements, is primarily linked to the combined effect on taxation of income and expenses that do not affect determination of the tax base, as provided for in the related legislation.

TAXES PAID OVERSEAS

With regard to taxes paid overseas by the Group's subsidiaries in 2021, the following should be noted

Terna

For activities relating to the Italy–Greece interconnector⁴¹, income taxes totalling €1,209,645 were paid on income earned in Greece.

Terna Crna Gora

In 2021, the Company invested a total of €6,847,852 in Montenegro, linked primarily to supplies and work on the laying of fibre and access roads. Specifically, 2021 saw completion of the installation of a fibre system linking Italy and Montenegro that will enable the converter substations included in the MONITOR project to communicate directly. In addition, outstanding civil engineering works and the access road (including pavements, asphalt and lighting) were also completed. As regards consents, the provisional operating licence was renewed in accordance with Montenegrin regulations (expiring in March 2022).

In terms of operating performance in 2021, the company generated revenue of €15,920,359 and posted a net profit of €8,283,532. Income tax totalling €519,984 was recognised, of which €411,650 regarded deferred taxes due to tax depreciation rates exceeding statutory rates and deferred tax assets totalling €108,334 based on tax losses posted in the last 2 years and estimated taxable income in future periods. Consequently, the company does not report any current income taxes paid to the Montenegrin government in Montenegro.

As regards other forms of taxation, in 2021 the company paid property taxes totalling €29,329 (including €26,201 on land it owns in the municipality of Kotor and the remainder on the property used as its registered office, located in the municipality of Podgorica).

Provisions of €78,623 were made in 2021 to cover future tax liabilities (potential taxation of the converter substation).

Tamini Group

Approximately €63,360 was paid, primarily regarding taxes on services and withholding tax.

Terna Chile

The Group's Chilean subsidiary paid municipal tax of 4,611,088 Chilean pesos and personal income tax of 22,084,459 Chilean pesos.

Difebal S.A.

The company paid 37,214,300 Uruguayan pesos, primarily in the form of value added tax of 32,429,066 Uruguayan pesos, income tax on non-residents of 3,506,777 Uruguayan pesos and personal income tax of 159,701 Uruguayan pesos.

Peru

The Peruvian subsidiaries, Terna Perú S.A.C. and Terna 4 Chacas S.A.C., paid value added tax totalling US\$204,642.

⁴¹ Terna's presence in Greece consists of a series of plants and infrastructure assets that provide the DC interconnection between the Italian and Greek electricity systems (the section of submarine cable in Greek territorial waters as well as the terrestrial connection from the terminal for the Greek cable to the Arachthos substation, owned by Terna). As there is a production facility in Greece, a permanent company (or branch) has been established in that country.

Brazil

In 2021, the Brazilian subsidiaries, Santa Maria Transmissora de Energia (SMTE), in the state of Rio Grande do Sul, Santa Lucia Transmissora de Energia (SLTE), in the state of Mato Grosso, Transmissora de Energia Linha Verde I S.A. and Transmissora de Energia Linha Verde II S.A., in the state of Minas Gerais, paid total income tax of 21,373,668 Brazilian reals.

Brugg Group

The Brugg Group, through its subsidiaries operating in China, India and Germany, paid income taxes totalling 220,686 Swiss francs and taxes on goods and services totalling 55,952 Swiss francs in 2021.



Outlook

With the pandemic expected to ease with respect to the earlier part of the year, 2022 will see the Group continue to focus on delivering on our 2021-2025 Industrial Plan, which aims to confirm and strengthen Terna's central role in driving the Italian energy system and enabling the ecological transition. Unfortunately, there is a risk that the recent conflict between Russia and Ukraine and the resulting pressures on commodity prices will have a negative impact on the pace of economic recovery. With specific regard to the total of €10 billion to be invested in the next five years, approximately €1.7 billion is due to be invested in 2022.

In line with the 2021 National Transmission Grid Development Plan presented in July, which targets investment of €18.1 billion over the next ten years (up 25% on the previous plan), expenditure on **Regulated Activities** will be stepped up. Investment will focus on enabling the energy transition and facilitating the development and integration of renewable sources, making a major contribution to achieving the ambitious goals set out in the Green Deal and helping to drive the country's economic recovery.

The principal electricity infrastructure under construction includes the Tyrrhenian Link project, with the consents process for the West Link section expected to begin during the year, following the launch of the process for the East Link section in November 2021. The consents process for the Adriatic Link project, the new submarine cable that will connect the Abruzzo and Marche regions, is also expected to begin during the year. The principal electricity infrastructure under construction includes the interconnection with France, expected to enter service in 2022. In addition, the main projects designed to increase exchange capacity between the various areas of the Italian electricity market include the Colunga-Calenzano and Paternò-Pantano-Priolo power lines, with work due to begin in the first case and to continue in the latter case during the year.

In terms of the Security Plan, the planned installation of synchronous compensators will continue, with the aim of supporting the regulation of short-circuit voltage and power in areas of the country characterised by a high level of production from renewable sources and a significant reduction in traditional production.

Work on the reorganisation of electricity grids in metropolitan areas will also continue during the year, primarily involving the renewal of existing infrastructure with new technologically advanced connections meeting the highest standards in terms of environmental sustainability (e.g., Florence, Rome and Turin).

With regard to **Non-regulated Activities**, Terna will continue to consolidate our role as a provider of both connectivity, pursuing opportunities based on exploiting the Group's own fibre infrastructure, and energy solutions, developing high value-added services for corporate customers and exploiting market opportunities for traditional and renewable customers. This will include openings resulting from the acquisition of the LT Group.

In the industrial segment, the aim is to build on Tamini's performance and, with regard to Brugg, take full advantage of its distinctive expertise in terrestrial cables and of synergies with the Terna Group's other businesses. The new corporate structure put in place in the first half of 2021 is also expected to be beneficial in this regard.

International Activities will focus on completing the due diligence process relating to the sale of our South American assets by the end of the year. Within the scope of the assets being sold, work on the construction of the two Linha Verde I and Linha Verde II power lines in Brazil will continue, with the lines due to enter service in 2023 and 2022, respectively.

The strategic assessment of further opportunities in overseas markets will continue. This may take the form of partnerships and will involve the careful selection of projects with a view to ensuring a low risk profile and avoiding the need to tie up large amounts of capital.



Scenarios,
strategy and the
creation of value

Corporate governance,
risk management
and opportunities

**The Group's
business**

Intangible
capitals

Natural
capital

About NFS

Independent limited
assurance report on
the NFS for 2021


Annexes

In line with our approach in 2021, the Group will focus on stepping up investment in innovation and digital solutions in order to continue the transformation that will enable us to manage the growing complexity of the electricity system. In addition, increasingly central roles will be played by people development and the insourcing of strategic competencies, to the strengthening of departments, and to optimising the working environment for our people through delivery of the **NexTerna** project, which has already achieved the first important milestones in the seven areas into which it is divided. The Group's commitment to development and renewal of the assets that make up the grid, together with operation of the infrastructure built, have had an impact on the overall level of debt. For the first time since the demerger from Enel, this has led the Group to strengthen its balance sheet via the issue of hybrid bonds worth €1 billion. The issue, aimed at institutional investors, saw extremely high demand, with applications topping €4 billion and the issue being four times oversubscribed.

Management of Terna's business will continue to be based on a sustainable approach and respect for the ESGs, ensuring that we are able to minimise our environmental impact, involve local stakeholders and meet the need for integrity, responsibility and transparency.

The above objectives will be pursued whilst maintaining our commitment to maximising the cash generation necessary ensure a sound, balanced financial structure.



The background of the slide shows a professional office environment. In the foreground, a man in a dark suit and glasses is seated at a desk, looking down at a document. Behind him, another person is partially visible, also working. To the right, a man in a white shirt and tie, wearing a black face mask, is standing and looking at a document. The desk is equipped with a laptop, a telephone, a remote control, and some papers. The overall atmosphere is one of focused business activity.

« Our form of innovation isn't limited to technology but starts with people. Our corporate entrepreneurship programme, "Terna Ideas", gives our colleagues the opportunity to put forward innovative proposals, leveraging their expertise and offering new solutions for the energy transition. In just a short time, we have gathered proposals from over 10% of the workforce: a great success in terms of engaging people and spreading a culture of innovation. »

Marco Pietrucci

Innovation - Innovation & Market Solutions

#Ternapeople #DrivingEnergy




The importance of the intangible capitals	170
Intellectual capital	171
Human capital	192
Social and relationship capital	214

4

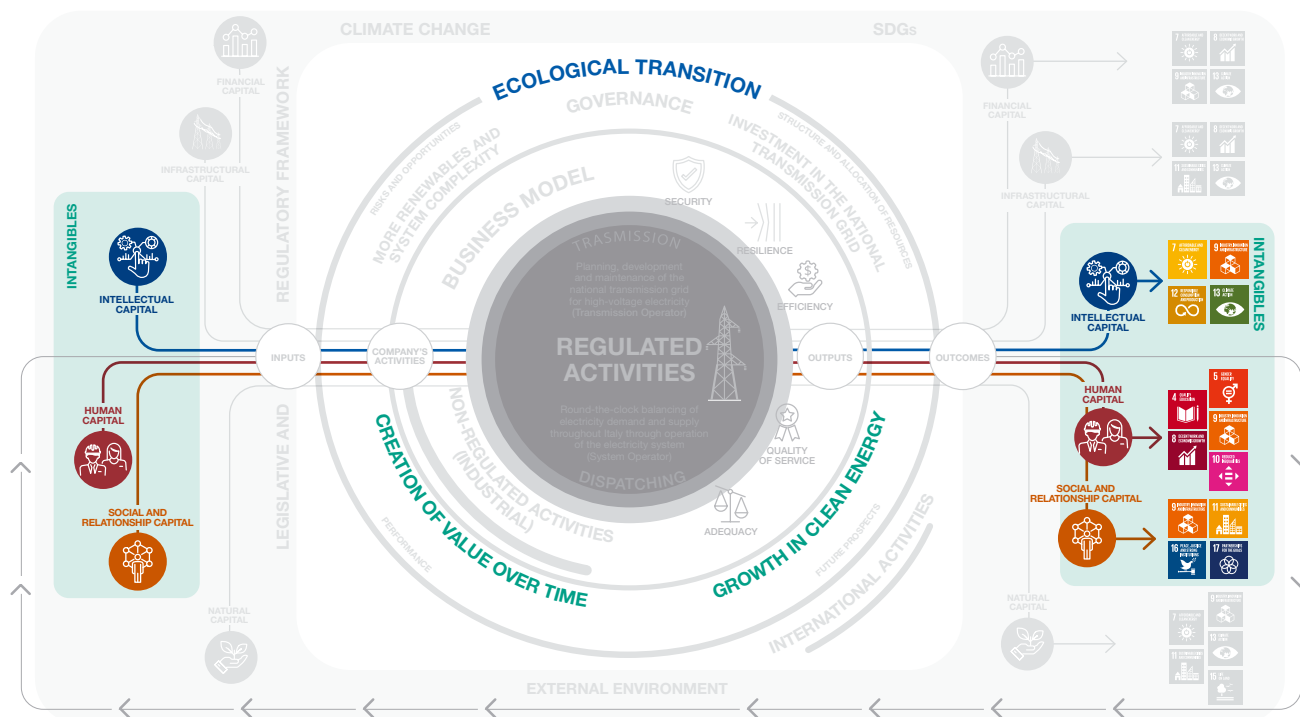
Intangible
capitals

In this section

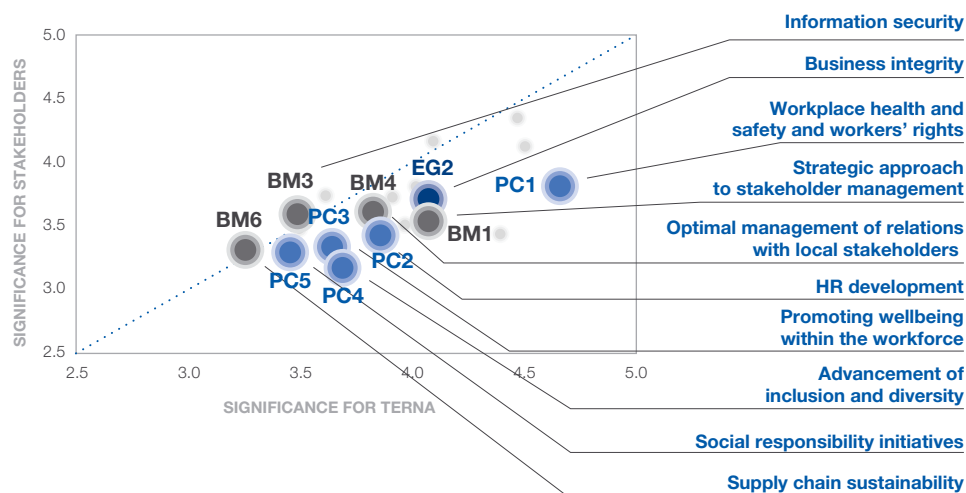
The contribution made by sustainability to the resilience of the business model and, as a result, to the creation of value over time, finds its expression in the management and measurement of intangible capitals. Our role in enabling and driving the ecological transition means having access to intellectual capital consisting of data and innovation capabilities; to competent and motivated human capital; and to solid social and relationship capital to ensure that we are in the best possible position to manage stakeholder relations. The common denominator here is our Code of Ethics, which establishes the values to be applied by all Terna's people as they go about their daily work and which is the basis for all our policies and guidelines.



VALUE CREATION



MATERIALITY



These infographics highlight the topics dealt with in this section with the aim of **facilitating information connectivity**: in this way, the section offers an overall view showing the links between all the factors that influence Terna's ability to create value over time and how they are dependent on each other. Material topics are indicated with a cross-reference in blue, showing the relevant code.

The importance of the intangible capitals

In an economic environment undergoing major change, giving rise to significant risks and uncertainties, businesses are faced with the need to boost their flexibility and adaptability by continuously updating the knowledge and skills of their human resources. In other words, the creation of value over time no longer only depends on having access to sufficient financial capital and infrastructure assets (tangible capital), but also – and above all – on the ability to manage and increase potentially critical factors such as know-how, innovation and the quality of relationships, all linked to elements included within the scope of “**intangible capital**”.

Very briefly put, intangible capital brings together elements that, by interacting with each other, enable a business model to function properly: these elements are **intellectual capital** (know-how, brands, licences, policies, guidelines, certifications, etc.), **human capital** (skills, to be continuously updated through suitable training programs, and management expertise, but also the ability to motivate and foster the loyalty of personnel), including organisational capital (the ability to manage the business), and **social and relationship capital** (the ability to establish effective relations with all the entity's stakeholders). In this sense, **sustainability** – as we have seen during the two years of the pandemic – is a cross-cutting element that helps to boost business model **resilience**, thanks to an approach that takes into account both medium and long-term impacts.

The key factor, cutting cross all these forms of capital, is **innovation** because it both enables and increases them, thereby adding the value that makes the difference – always decisive – between a business's simple book value and its much more realistic market value.

The role of intangible capital in achieving Terna's strategic goal of delivering the energy transition consists in the part it plays in shifting our role from enabling to **driving the transition**. The shift from a traditional energy system, based on the use of fossil fuels, to the complexities of a new energy paradigm based on renewables depends on the contribution provided by these forms of capital, described in Section 3, “The Group's business”, to which reference should be made.



Intellectual capital

Of all the above forms of intangible capital, intellectual capital has the biggest overall impact, whilst at the same time being the most difficult to unambiguously define.

Its quality, and as a result its ability to create value, is in fact influenced by both **human capital**, in its widest sense that includes the strength of an organisation's values and those of its individual people in terms of skills, sense of loyalty and creativity, and **social and relationship capital**, which it helps to boost in terms of the quality of stakeholder relations and reinforcement of the entity's reputation.

A key role in developing the intellectual capital needed to respond to market challenges and uncertainties is played by **innovation**, which acts as an enabling factor providing solutions with a direct impact on the organisation's people (see the paragraph on "NexTerna" on page 53 and key results on pages 173-176) and assets.

The main contribution this form of capital makes to Terna's business relates to the rapid consolidation of our role as a System Operator ("SO"), or in **driving the energy transition**. This role is carried out alongside and amplifies the traditional role of TSO, which depends on a growing ability to analyse and properly manage big data relating to the performance of renewable sources to guarantee a constant supply of new flexible resources, essential to ensuring that the electricity system is **fit for purpose**.

The impact of intellectual capital and innovation on assets and the electricity system is dealt with at the beginning of this section of the Report that shows the results for 2021, presenting developments in the values forming the basis of the **Code of Ethics**⁴² and, as such, the cornerstone of intellectual capital. In effect, this relates to compliance with the law, an essential element in ensuring ethical conduct of the business, the growth of management systems and the oversight of aspects relating to human rights and the supply chain. The constant monitoring of all these areas is a key aspect of risk management.

Management of the electricity system

Electricity **data** is without doubt Terna's most important content asset, one of the cornerstones of our intellectual capital.

This is the data that the TSO gathers and processes for the purposes of **managing the electricity system** (the information used by Dispatching, the nerve centre of the System Operator) and as the basis for on which it bases its **statistics, scenarios and analysis**, but also **processes, maintenance activities and the strategic development of assets**, indispensable within the context of the energy transition.

⁴² The Code of Ethics, approved by Terna's Board of Directors on 21 December 2006, defines the principles and rules of conduct voluntarily adopted to ensure that the Company operates with integrity. By setting out guiding principles forming the basis for internal policies and regulations, it effectively represents the Group's "constitutional charter". It is available on Terna's website (<https://download.terna.it/terna/0000/0063/62.pdf>).

System data and the “intelligent” network

Data on demand – meaning demand for electricity that the system is required to meet or the primary sources with which this demand is met (thermal, hydro, etc.) is just one example of the **most significant data linked to management** of the system: originally of a provisional nature, as they are processed in real time on the basis of measurements and estimates, this data is then finalised in the **Annual Report on Operational data** and confirmed in the document on **statistical data on electricity in Italy**, partly thanks to the contributions from producers.

This data forms the basis for strategic documents and assessments, such as those relating to **future energy scenarios**. They are processed with the aim of evaluating the benefits of transmission grid development projects, as well as for the purpose of contributing to achievement of national policy goals. Instead, in the **Adequacy Report for Italy**, based on the same sources, Terna provides an assessment of the generation and storage resources needed to ensure the adequacy of the electricity system in the scenarios considered over a ten-year period. In this way, it is possible to establish the available capacity that will be sufficient to meet the country’s decarbonisation targets within the set deadlines and, as a result, size the quantities of energy to be procured via capacity market auctions.

Another key area is the data on grid infrastructure gathered and used in combination with Terna’s expertise and experience to produce analyses for use in planning, development and maintenance of the national transmission grid (NTG). The most common high-voltage lines, the electricity cables that connect them and substations have over the years become a key network for collecting data necessary for the TSO’s activities and increasingly useful to other members of our ecosystem, such as research centres or government institutions. This represents nothing less than an **intelligence network**, consisting of physical and virtual assets, engineering technologies and digital software, advanced sensors, processors and models. The quantity of data processed in this way helps to produce the reports that play a key role in management and development of the grid, such as the **Resilience Plan**, enabling assessment of the interventions needed to ensure that the electricity system is able to withstand the **extreme weather events that have become increasingly frequent** in recent years due to climate change.



BM3



Innovation

In line with the strategic goal of ecological transition, Terna has mapped out the evolution of the technological scenario – which is needed to support its implementation - and identified emerging issues for the development of Italy’s energy system.

Based on their potential impact on business, the technologies identified have been grouped into four clusters that relate to the initiatives, which in turn are organised in an **Innovation Portfolio**, ranging from the initial design stage through to project development. Terna’s four innovation clusters are:

- **Digital**: intelligent energy management and power solutions;
- **Energy Tech**: solutions developed through more efficient and green technologies;
- **Advanced Materials**: research into and solutions for eco-friendly materials, with a view to reducing environmental impact;
- **Robotics**: automation of field and administrative processes.

Scenarios,
strategy and the
creation of value

Corporate governance,
risk management
and opportunities

The Group's
business

**Intangible
capitals**

Natural
capital

About NFS

Independent limited
assurance report on
the NFS for 2021

Annexes

Innovation projects

In 2021, 69 high-value-added projects were mapped in the innovation portfolio, including:

- **Drones for specialised activities**

The aim of the project is to build a prototype drone to carry out surveying and maintenance tasks, especially the measurement of electric fields (with POSITRON sensors) and electrical resistance (with OHMSTIK sensors), which reduces the risk of live-line inspection and working and introduces new specialised measurements. This project is part of a programme of innovation initiatives regarding the development of occupational safety solutions and technologies.

- **Equigy**


The project regards the development of a “Crowd Balancing Platform” for the standardisation of processes and protocols relating to the mass enabling of distributed resources for flexible supply, promoting cooperation at European level among the various actors in the electricity sector value chain and taking advantage of blockchain technology. The aim is to facilitate the enabling of distributed resources in flexibility markets.

- **Phonograms 2.0**

This solution involves the digitalisation of communications between operations rooms and workers in the field during safety manoeuvres on high-voltage installations, which until now have been carried out by telephone, via the exchange of phonograms. The project is being developed in collaboration with Messagenius, a company that provides a smart, secure corporate messaging system which can be integrated with existing IT systems.

Enhancement of intellectual property

To protect its innovation projects, Terna has developed a process aimed at safeguarding intellectual property (“IP”) in its various forms, creating a competitive advantage as well as new business opportunities. Therefore, all Company departments are supported and involved in the design and use of intellectual property, the most appropriate protection measures are evaluated in the preliminary phase, all the necessary checks are prepared, and the patent is filed with the competent office. To date, Terna has a **portfolio of 19 filed patent applications, of which 8 were filed in 2021**.



Idea generation and scouting

Terna's approach is based on **Open Innovation**, which encourages opening up to new development fronts within and beyond the Company, via dynamic interactions with the innovation ecosystem. The main Open Innovation initiatives carried out in collaboration with large companies, Italian start-ups, SMEs and innovation facilitators are described below.

Terna Ideas

The Terna Ideas programme is aimed at spreading and boosting **entrepreneurial culture** within the Company and encouraging a **shift in the mindset** of people at Terna. This idea generation and incubation initiative addresses all the Company's staff, with the aim of creating and developing new projects that have the potential to make a positive impact on Terna's business.

As well as enabling the gathering of innovative ideas (and subsequent development of some of them), Terna Ideas has also allowed an unparalleled snapshot to be taken of innovation requirements across all the different areas of the Company.

Of the 143 ideas, submitted by around 400 employees organised in teams from across all areas of the Company, 14 were selected and an initial incubation phase was launched. Following the incubation phase and during the "Process Pitch" in October, the seven best ideas were selected and presented to senior management at the final "Pitch Day" in December. At this event, senior management announced the three winning ideas, which will be turned into actual innovation projects led by their respective teams.

Next Energy 5

This initiative is promoted by Terna in collaboration with the Cariplo Foundation and Cariplo Factory, to develop young talent and support the growth of start-ups and companies with innovative projects.

Calls for proposals for Next Energy 5, focused on **NexTerna** solutions, were published in September. These calls are aimed at further boosting the **culture of innovation** as an enabling factor for change and shifting mindsets, as well as consolidating the "**New Normal**", by identifying and developing new solutions to capitalise on the acceleration of the digitalisation of work activities and enhancing individuals.

Open Italy

Terna participates in the Open Italy programme, an ELIS Open Innovation initiative set up to encourage dialogue and collaboration between large companies, Italian start-ups/SMEs and innovation facilitators via concrete innovation projects. Terna has identified four priority areas of innovation (Operational Improvements, Privacy & Cybersecurity, Urban Intelligence & Connections, Change Management for New Ways of Working and Digital HR).

The programme has given rise to three new projects: two projects in the field of Digital HR and New Ways of Working, called "NexTSkill" and "JumpInTerna", in collaboration with the start-ups Skillgym and Another Brick respectively, and a project in the field of Cybertech, called "Terna CyberPalace", in collaboration with the start-up, Another Brick.

In collaboration with Mind The Bridge, Terna has launched a programme aimed at extending the Company's innovation initiatives to the most important international ecosystems in order to identify new solutions and develop internal skills through cross-fertilisation, capturing new business opportunities and expanding Terna's brand. In 2021, Terna took part in four Scaleup Summits and 22 challenges, which gave rise to five projects for development.

International Innovation

The seventh edition of the innovative Start-up Intelligence programme run by the Polytechnic University of Milan, focusing on research, scouting and community activities, ended in September. Aimed at innovation managers and people who deal with digital innovation within the Company, the programme offers an annual calendar of research, scouting, discussion and cultural awareness activities with the direct involvement of participating organisations. In view of the Company's reconfirmation of its commitment to the programme's objectives, Terna took part the new edition in October 2021.

Start-up Intelligence programme

This programme was set up to support Luiss Business School students in grasping the skills and employment opportunities offered by data management and the digital world. The fifth edition of the programme ended in April with the Terna team winning the challenge regarding sustainable materials to reduce emissions and improve energy efficiency, which was proposed in collaboration with Avvenia.

Luiss Data Girls

At the sixth edition of the programme, launched in November 2021, in collaboration with TES, Terna participated with a challenge regarding emissions and environmental and social externalities avoided by using a photovoltaic system incorporated with a storage system.

In October, Terna participated as a Gold Partner in Maker Faire, Europe's largest innovation event, where we had the opportunity to create a concrete and tangible link between makers, researchers, innovators, professionals and industry. **IoT4theGrid, VR and 3D printing** projects (in the physical and digital stand) and the **E-Mobility** project (in the digital stand) were presented during the event.

Maker Faire 2021

SMAU Milan is Italy's main information and communication technology trade fair, which provides an opportunity to interact and discuss with other companies and start-ups and be involved in an innovative format based on new ways of meeting up, including innovation supply and demand, guided tours and speed pitching. In October, Terna took part as a sponsor, and we also received the **"Smau Innovation Award" for the Terna Ideas programme**.

SMAU 2021

Innovation processes and tools

Development of the projects in the portfolio and the quest for ideas and solutions in the innovation ecosystem is also supported by the progressive adaptation and optimisation of certain business processes to facilitate interaction, dialogue and collaboration with the innovation ecosystem that regards Terna.

In 2021, the following new tools were defined to enable Terna's positioning in the innovation ecosystem.

Start-up Procurement

Aim: innovare il processo di procurement – qualificazione e acquisti – e generare valore per l'ecosistema dell'innovazione consentendo alle startup e alle PMI innovative di accedere al mercato a condizioni che tengano conto della loro peculiarità.

Outcome: During 2021, four **new product categories for innovative start-ups and SMEs** were identified, and contract awarding procedures and the standard innovation contract format were defined.

Communicate Innovation

Aim: Draw up a new targeted communication strategy, by using innovative tools and stakeholder engagement, to position Terna in the innovation ecosystem.

Outcome: During 2021, projects and initiatives were communicated externally via the main innovation sector publications (e.g. Wired, StartupItalia!, Ninja, etc.).

Ethics and intellectual capital

The issues dealt with below share the fact that they all make close reference to the values contained in the Code of Ethics, which forms the basis of a part of Terna's intellectual capital, in terms of the structured organisation of policies, guidelines and operating instructions designed to create value. Adherence to the general principles of legality, integrity and responsibility, allied with those specific to Terna, relating to good governance, respect, fairness and transparency, provides the ethical basis for the company's day-to-day conduct of its business.

NFS

EG2



Compliance, integrity and combatting corruption

The Code of Ethics calls for compliance with the principles contained in the United Nations Global Compact. This approach was confirmed in 2009 with Terna's formal membership of this international initiative, thus consolidating our commitment to adhering to the ten principles covering human rights, labour, the environment and the prevention of corruption and, subsequently, to achieving the sustainable development goals (the 17 "SDGs") set out in the United Nations 2030 Agenda.

Legality and honesty are thus two of the general principles on which Terna's Code of Ethics and the conduct of its business are based.

Scenarios,
strategy and the
creation of valueCorporate governance,
risk management
and opportunitiesThe Group's
businessIntangible
capitalsNatural
capital

About NFS

Independent limited
assurance report on
the NFS for 2021

Annexes

Compliance with legislation

< 419-1

Compliance with the law is the necessary starting point for any voluntary improvement initiative. A summary of administrative or judicial sanctions and any significant court judgements regarding Terna is provided below. Also taking into account the indicators contained in the GRI Standards, Terna's compliance performance is illustrated below:

- No significant procedures of an administrative or judicial nature resulting in final judgements or in fines or court injunctions (e.g., prohibitions), were registered in 2021 or in the previous two years, nor did any of its employees receive criminal convictions (full compliance with regard to both environmental and socio-economic matters).
- In particular, the accounting records for 2021 do not show any pecuniary sanction of an administrative nature, with a fine or penalty in excess of €10,000 relating to environmental matters⁴³.
- There were no legal proceedings pending against Terna in relation to corruption, antitrust or monopoly practices, nor were any court judgements handed down against Terna regarding these matters in 2021 or in the previous two-year period.
- There were no pending criminal proceedings for injuries caused to third parties by any of Terna's assets. There was 1 accident in 2021 (4 in 2020 and 2 in 2019).
- No accidents affecting contractors' employees whilst carrying out work commissioned by Terna were registered, where such accidents gave rise to final court judgements ordering Terna to pay damages or resulted in criminal convictions for Terna's employees.
- There is no record of charges brought, in 2021 or in the previous two-year period, in relation to harassment or occupational injuries affecting employees or former employees, in which Terna's liability was definitively established.

< 307-1

< 205-3

< 206-1

< EU25

Data protection compliance

In 2021, Terna adopted a new **Privacy Management Model**, issued via publication of the new **LG039 Guidelines - "Terna's privacy regulations"**. The Model aims to ensure compliance with the applicable^{44 45} personal data protection legislation. Under this Model, the Parent Company, Terna S.p.A., assumes responsibility for providing guidance to both Terna Rete Italia S.p.A., Terna Energy Solutions S.r.l. and Terna Plus S.r.l. and to the Group's other subsidiaries, and commits to issuing directives and making recommendations regarding the handling of personal data, whilst leaving each subsidiary to fulfil the role of data controller, with responsibility for determining the purposes for which data is held and the manner in which it is processed.

In addition to the regular process of keeping pace with existing legislation, the main activities during the year consisted in the preparation of new policies (10) and privacy notices (more than 20), including with regard to specific pilot projects, with the aim of enhancing privacy compliance.

Two compliance assessments (and the related follow-up activities) were carried out with regard to the transfer of personal data outside the EEA and the processing of judicial data. The most at-risk data processing activities were also identified and specific audit activities conducted.

⁴³ With reference to the previous two years, the accounting records do not show any pecuniary sanction of an administrative nature, with a fine or penalty in excess of €10,000 relating to environmental matters. However, it should be noted that in 2018 Terna Rete Italia S.p.A. registered a payment of €12,091. This amount is connected with the penalty issued by the Municipality of Pegognaga (MN) for violation of the municipal regulations regarding the protection of urban and suburban green spaces.

⁴⁴ The EU General Data Protection Regulation 2016/679, better known as GDPR, is a European Union regulation regarding the processing of personal data and privacy. It was adopted on 27 April 2016, published in the EU Official Gazette on 4 May 2016, came into force on 24 May of the same year and has been in operation since 25 May 2018.

⁴⁵ Legislative Decree no. 101/2018 "Privacy Code".

Moreover, a campaign to renew all appointments of System Administrators working at Terna was completed, as well as a survey of all the internet and intranet sites used by the Company, in order to ensure compliance with the regulator's June 2021 guidelines on cookies.

Also during the year, pursuant art. 35 of the GDPR, the Data Protection Officer gave advice on carrying out data protection impact assessments of specific projects, in order to mitigate potential risks to data subjects' rights and freedoms.

Finally, five remote training workshops were held for the Data Protection Focal Points, identified in each company department, as well as for System Administrators and employees of Terna and its subsidiaries Tamini and Avvenia.

418-1 >

As in previous years, no complaints have been received regarding data protection violations, or improper use or unauthorised processing of personal data entrusted to Group companies, neither via the dedicated mailbox (privacy@terna.it) nor through other reporting or communication channels.

205-1 >

Preventing corruption

The Group's commitment to fighting corruption, which includes the supply chain and is set out in the "Suppliers' Code of Conduct", is inspired by the Code of Ethics and the tenth principle⁴⁶ of the Global Compact.

In January 2017, Terna was the first Italian company to obtain **ISO 37001 certification for its anti-corruption management system**, which covers the Parent Company as well as Terna Rete Italia, Terna Plus and Terna Energy Solutions for all the Italian operations. As part of this system, ten business processes, equivalent to 48% of the total, were subject to Risk Assessment followed by implementation of 17 Risk Assessment forms in 2021; the cumulative figure for 2018/2021 is more than 81%.

205-2 >

In addition, **1,480 hours of training** were provided on anti-corruption issues, including the lectures given as part of the course on "Business ethics and compliance with Legislative Decree 231/01", aimed at new hires, during which the main topics relating to the ISO 37001 anti-corruption management system (anti-corruption policy, risk analysis, anti-corruption due diligence), the Code of Ethics, whistleblowing and the 231 Organisational Model were presented. Activities continued during the year to raise the awareness of the relevant people with the publication of 12 anti-corruption management system newsletters, including contributions on anti-corruption and whistleblowing.

In November 2017, the Board of Directors approved the **Global Compliance Program**⁴⁷ and the Anti-corruption Guidelines, which are applicable to all the Group's Italian and overseas companies subject to prior approval from their respective Boards of Directors, in line with international best practices that promote a "top-down" approach.

In 2016, Terna adopted a **Whistleblowing Policy**⁴⁸ to manage reports, by employees, of violations of the Terna Group's internal control and risk management system, which covers all aspects of security, above all regarding protection of the anonymity of the whistleblower, but also that of the accused. Terna has put in place specific communication channels, including

⁴⁶ "Businesses should work against corruption in all its forms, including extortion and bribery."

⁴⁷ The Global Compliance Program ("GCP") is a monitoring tool for the Group's overseas companies aimed at preventing the commission of crimes under foreign law (accounting offences, terrorist financing, money laundering, copyright infringement offences, workplace health and safety offences), and to protect the individual subsidiaries and the holding company from the possible attribution of liability for criminal conduct perpetrated by employees or persons acting in their name and/or on their behalf. The GCP was last updated in December 2019, in order to enable the introduction of more monitoring tools at overseas subsidiaries.

⁴⁸ The policy was subsequently updated, in line with the provisions of Law 179 of 30 November 2017.

Scenarios,
strategy and the
creation of valueCorporate governance,
risk management
and opportunitiesThe Group's
businessIntangible
capitalsNatural
capital

About NFS

Independent limited
assurance report on
the NFS for 2021

Annexes

the web portal, "The whistleblowing procedure", which may be used by all Group companies, and also enables management of anonymous reports and/or reports received from other offline channels. No reports were received in 2021 regarding events relating to corruption.

Since 2015, Terna has published "**Transparent and Open Construction Sites**"⁴⁹, a web space that can be accessed from any device. The space contains information on the contracts, contractors and subcontractors involved in the construction of Italy's major electricity infrastructure projects, as well as the state of progress of the major infrastructure works, the number of companies that took part in the tender, and the company name of the contractors who won the contract. This complex IT tool, which has obtained anti-corruption certification 37001, was created thanks to the contribution of Terna technicians working nationwide.

Since 2019, Terna has been included in the **Business Index on Transparency (BIT)**. Promoted by Transparency International Italy, this index assesses the level of transparency of Italy's largest companies with regard to anti-corruption issues, integrity and the influence of the private sector on politics. This recognition highlights the attention Terna pays to this issue and confirms the Company's commitment to sustainability and to maintaining ISO 37001 certification (anti-corruption management system).

Overall, the Terna Group has adopted four approaches to preventing corruption: its 231 Organisational Model, Fraud Management, monitoring of the trustworthiness of Terna's counterparties and awareness-raising.

The 231 Organisational Model⁵⁰ (hereinafter the Model) defines rules of conduct and of internal organisation designed to ensure that the Company conducts its business and activities in a fair and transparent manner, with the aim of protecting the Company's position and image and meeting its stakeholders' expectations. In particular, the Model sets out rules to prevent various types of offence from being committed, some related to corruption and some to other concerns such as the environment and human rights.

231 Organisational Model

In its current form, the Model (latest revision: 30 November 2021) breaks down into two sections: a general section and a special section, subdivided by business process. This change from a system based on categories of offence to one based on business processes leads to greater efficiency for second and third level checks carried out on behalf of Supervisory Boards by the Group's organisational departments. This approach also facilitates understanding of the 231 Model by the Company's workforce who are used to reasoning in terms of processes rather than categories of offence.

As provided for in the Model itself, responsibility for ensuring compliance with the Model's provisions and its effectiveness, reporting any deficiencies, anomalies and breaches and, when necessary, its revision, lies with the Supervisory Board, whose members are appointed by the Board of Directors.

Reports of any infringements of the 231 Model may be sent to the email address OdV_Terna@terna.it, or by ordinary mail. During 2021, no infringements of the 231 Model were reported.

⁴⁹ <https://www.terna.it/it/cantieri-aperti-e-trasparenti>

⁵⁰ From Legislative Decree no. 231 of June 8, 2001, which was adopted by Terna in 2002.

Fraud management

The Fraud Management unit guarantees protection of the Company's reputation and image, as well as tangible and intangible resources, through continuous monitoring of the prevention and management of fraud events that might negatively affect the Organisation, exposing it to risks of a financial and reputational nature, and at the same time jeopardising the pursuit of business objectives.

The fraud management process is inspired by industry models and best practices, as defined by the Association of Certified Fraud Examiners ("ACFE"), the Institute of Internal Auditors ("IIA") and the American Institute of Certified Public Accountants ("AICPA"), which envisage the organisation of an effective fraud risk management system in the successive phases of assessment, prevention, detection and investigation.

In 2021, following a corporate restructuring, fraud management⁵¹ was refocused on the core activities of **fraud prevention and management**, with the activities relating to counterparty risk management and trade compliance transferred to a new department.

In 2021, the fraud management unit carried out

- **checks on 15 sensitive support processes** relating to **20 corporate units** with the aim of testing existing control measures/good practices and identifying others to strengthen the anti-fraud control system. The checks, involving a total of 28 people, focused specifically on such issues as compliance with the principles of segregation of roles, traceability of actions carried out and the plurality of the persons involved. No major shortcomings were found, and in general a high degree of commitment and sensitivity to ethical and integrity issues was noted.
- a process of **continuous monitoring of "sensitive" events** that may also indirectly give rise to critical issues for Terna and/or identify new fraudulent schemes that could potentially be implemented to the detriment of the Terna Group. This activity, involving constant monitoring of news and data relating to police and media actions and investigations, regarded 40 **investigations**, which led to the checking of **4,112** physical and legal persons. No elements with a negative financial or reputational impact on the Terna Group emerged.
- **detection activities** to identify *red flags* and potential signs of fraudulent behaviour, through analysis and correlation of data and information. This area of activity includes **the Covid-Impact Monitoring project** to prevent the risk of organised crime being involved in contract bids - which is one of the most significant risks in this time of economic and health emergency - by implementing a *predictive analysis model based on early warnings* (approximately 80 corporate and performance indicators) to assess the state of health of companies that interact with Terna and their level of exposure to the potential risk of infiltration. The monitoring regarded **4,709 suppliers** who have had direct dealings with Terna over the last five years, **400 suppliers in the Terna Qualification Register** and **1,057 sub-suppliers and subcontractors**.
- **investigation activities**, which did not reveal any significant vulnerabilities or critical issues for the internal anti-fraud control system.

⁵¹ In line with the restructuring, the revised Fraud Management Guidelines ("LG012") were published on 20 September 2021.

Scenarios,
strategy and the
creation of valueCorporate governance,
risk management
and opportunitiesThe Group's
businessIntangible
capitalsNatural
capital

About NFS

Independent limited
assurance report on
the NFS for 2021

Annexes

As a further guarantee of reducing reputational risk and also maintaining high ethical standards among third parties, Terna carries out thorough due diligence on counterparties that enter into relations with Group companies, including during extraordinary transactions, paying particular attention to anti-corruption and anti-money laundering “red flags” as well as to transactions in countries/with counterparties potentially at risk of restrictive measures issued by EU and international authorities, which entail restrictions on the free movement of goods (sanctions), or with countries with preferential tax treatment (tax havens). Approximately **3,378 counterparty checks were carried out in 2021**.

*Trustworthiness
monitoring of Terna's
counterparties*

All new hires attend training courses which, among other things, aim to ensure **awareness and dissemination of the rules of conduct and procedures** (for example, the Code of Ethics) established to prevent unlawful behaviour, and to train and inform staff about areas of risk and potential crimes associated with the Company's activities. From January 2021, 117 participants (new hires in 2020-21) were involved in approximately 467 hours of training.

*Raising
awareness
among personnel*

< 205-2

A new training plan regarding the 231 Organisational Model and anti-corruption was also launched in 2021, which will continue in 2022 to continue awareness-raising and training in these areas. In 2021, **1,480 hours** of training were provided on the 231 Organisational Model and anti-corruption to a total of **337 participants**.

Regarding to compliance with the Code of Ethics, in addition to the Whistleblowing portal, Terna staff who seek clarifications or wish to report an issue may also contact the Ethics Committee or the Audit department.

*Clarifications regarding the
Code of Ethics and the
reporting of violations*

The Ethics Committee was established to provide internal and external stakeholders with a specific communication channel for matters dealt with in the Code of Ethics. The members of this Committee, who are appointed by the Chief Executive Officer, are tasked with replying to requests for clarification regarding the Code of Ethics, receiving and examining reports of any violations and, finally, deciding whether or not to instigate an investigation following a report, and providing an appropriate answer.

The Audit department, which is Terna's internal audit unit, is responsible for investigating any reports of violations of the Code of Ethics. The reports gathered by the Ethics Committee and the Audit department are published in the “Key indicator Tables”, published in the “Sustainability” section of the website at www.terna.it.

NFS

Integrated Management System

The Integrated Management System is the tool that – via certified management systems – optimises coordination of all the units responsible for overseeing business processes. It is also an important risk management tool because it ensures the effectiveness and efficiency of systems and highlights potential risks in the areas under observation.

The Integrated Management System covers all the Italian and international activities of Terna S.p.A., and its subsidiaries, Terna Plus S.r.l., Terna Rete Italia S.p.A., Terna Energy Solutions S.r.l. and Terna Crna Gora d.o.o. It does not include Tamini Group companies, which have their own quality, environmental and safety certifications, and the companies operating in South America. Despite the situation brought about by the Covid-19 pandemic, the “Management Systems” unit continued to operate smoothly in 2021, as activities were adapted to enable internal and external audits to be carried out digitally. The use of online platforms facilitated an integrated approach, by bringing together auditors from up to six different systems.

In 2021, the Terna Group renewed its ISO 50001:2018 (Energy Management System) and ISO 55001:2014 (Asset Management System) certifications; it extended the scope of certification of ISO/IEC 27001:2013 (Information Security Management System - TIMM area) to the via Galbani 55 site and acquired Biosafety Trust certification for the “Infection Prevention Management System” for the via Galbani 68/70 and 55 sites, as described in the box below.



Terna is the only TSO in Europe to certify the “Infection Prevention Management System” in accordance with the Biosafety Trust scheme

In July 2021, Terna was the first and only TSO in Europe to implement and certify the **Prevention and Control of Infections Management System** for its Galbani Hub headquarters in Rome in accordance with the RINA Biosafety Trust Certification scheme (*).

The new certification (which is already widespread in seven European countries) enhances a key set of best practices regarding minimising the risks of spreading epidemics in public and private gathering places, and is based on the systemic approach of ISO standards to management systems.

This certification enhances the measures taken to “*prevent and mitigate the spread of infections to protect people’s health from biological agents*”, including those implemented during the Covid-19 health emergency, by comparing them with key best practices. The process of obtaining certification coincided with **intense stakeholder engagement activities** that involved Terna Group employees at the Galbani hub, the physician in charge, INAIL (National Workplace Accident Insurance Institute), the trade unions, the RM2 local health centre and all the employees of the suppliers who regularly work in the buildings (canteen, facility, wellness area, maintenance, surveillance, hospitality and security staff).

The main benefits of adopting this Management System include:

- prevention and mitigation of the spread of infections to protect people’s health from biological agents;
- improved risk management;
- strengthening and increasing internal and external stakeholders’ trust, as well as strengthening and improving the Company’s image and reputation.

The main results achieved are:

- the implementation of risk analysis for the assessment and management of transmitted infections;
- the Covid-19 prevention campaign (monthly and weekly control tests);
- a survey of employees (at the Galbani hub) to assess individual perception of infection prevention and control;
- the definition of specific KPIs to monitor the maintenance and effectiveness of the System.

In February 2022, following the positive outcome of the first surveillance audit, certification was confirmed.

(*) The certification body RINA has developed the Biosafety Trust Certification scheme based on the systemic approach of the ISO standards to Management Systems whose requirements can be integrated with those of the most commonly used ones, such as, for example, Occupational Health and Safety (ISO 45001).

< 403-1

TERNA GROUP CERTIFICATIONS AND ACCREDITATION

TYPE	SCOPE	YEAR OF 1ST ISSUE	YEAR OF RELEASE	YEAR OF EXPIRY
ISO 9001:2015	Terna Group (*) (**)	2001	2019	2022
ISO 14001:2015	Terna Group (*) (**)	2007	2019	2022
ISO 45001:2018	Terna Group (*) (**)	2019	2019	2022
UNI CEI EN ISO 50001:2018	Terna Group (*) (**)	2015	2021	2024
ISO 37001:2016	Terna Group (*)	2017	2020	2023
ISO 55001:2015	Terna S.p.A., Terna Rete Italia S.p.A.	2018	2021	2024
ISO 27001:2013	Terna S.p.A. only for Market Monitoring Code applications	2011	2020	2023
Biosafety Trust Certification	Terna (Rome offices, Viale E. Galbani, 55, 68 and 70)	2021	2021	2024
ISO/IEC 17025:2018	Terna Rete Italia S.p.A. for multi-site test laboratories in Viverone (BI), Civitavecchia (RM) and Frattamaggiore (NA)	2014	2021	2026
ISO/IEC 17025:2018	Terna Rete Italia S.p.A. for calibration laboratories in Florence, Turin and Cagliari	2017	2021	2025
ISO 9001:2015	Tamini Group	1993	2021	2023
ISO 14001:2015	Tamini Group	2015	2021	2023
ISO 45001:2018	Tamini Group	2015	2021	2023
ISO 9001:2015	Brugg Group (premises in Switzerland) Production plant and commercial office	1995	2019	2022
ISO 14001:2015	Brugg Group (premises in Switzerland) Production plant and commercial office	1998	2019	2022
ISO 45001:2018	Brugg Switzerland	2021	2019	2022
ISO 9001:2015	Brugg Group (premises in China) Suzhou plant and commercial office in Shanghai	2015	2020	2023
ISO 14001:2015	Brugg Group (premises in China) Suzhou plant and commercial office in Shanghai	2015	2020	2023
ISO 45001:2018	Brugg Group (premises in China) Suzhou plant and commercial office in Shanghai	2020	2020	2023

(*) Applies to the companies Terna S.p.A., Terna Plus, Terna Rete Italia and Terna Energy Solutions.

(**) Also applies to Terna Cma Gora.

Terna Rete Italia S.p.A. has also implemented a "Management System for the Prevention of Major Accidents" in accordance with the provisions of Legislative Decree 105/15 (the "Seveso Directive").



Respect for human rights

The Terna Group operates mainly in Italy, where the regulatory framework and the level of civil development largely guarantee respect for human rights, freedom of association and collective bargaining. However, Terna pays constant attention to respect for human rights and is committed to adopting minimum protection standards where such standards are not guaranteed by local laws.

Terna's approach to the cause of human rights has been gradually updated over time, following the evolution of international reference standards. This led to the adoption in 2017 of the **"Respect for Human Rights within the Terna Group Guidelines"**, which are organised in line with the "Protect, Respect and Remedy Framework" drawn up by Prof. John Ruggie, the author of the "Guiding Principles on Business and Human Rights" approved in 2011 by the United Nations Human Rights Council. These Guidelines provide for:

- regarding the first element of the framework **"Protect"**, a periodic due diligence process relating to the Group's respect for human rights, taking into account its interaction with all its stakeholders. Particular attention is paid to vulnerable groups and the human rights most pertinent to Terna's activities, such as labour rights (e.g., discrimination, forced and child labour, freedom of labour union association, health, and safety).
- regarding the second element **"Respect"**, the drawing up of a due diligence process, divided into four phases: (1) identification of the areas of the Group's activities that are potentially exposed to the risk of violating stakeholders' human rights; (2) identification of existing risk mitigation measures in these areas; (3) preparation of action plans if such measures are found to be lacking or inadequate; and (4) monitoring of the implementation of action plans.
- regarding the third element **"Remedy"**, ensuring that the procedures for reporting violations provided for in the Code of Ethics have the same validity as reports regarding alleged human rights, including appeals to the Ethics Committee⁵².

As provided for in the 2021/2022 Audit Plan, an assessment of the Internal Audit System was carried out during the year to verify the adequacy and compliance of the measures to mitigate the risk of human rights violations, which had a positive outcome.

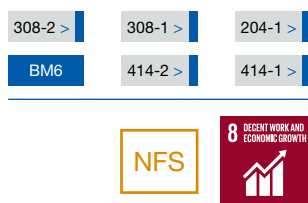
In December 2021, in line with the activities provided for in the 2021 Audit Plan, and as envisaged by LG057 "Respect for Human Rights within the Terna Group", an audit was carried out in order to:

1. support the "REAIS-IR-ESG" department in updating the map of Terna Group activities exposed to the risk of human rights violations and the related internal audit system as a result of the audit activities carried out up to 30 November 2021;
2. verify compliance with the measures to mitigate the risk of human rights violations adopted in 2021 using the results of the audit activities carried out up to 30 November 2021. The results of the audit were satisfactory.

In July 2021, a survey involving a sample of around 20% of the Company's workforce was also carried out to verify compliance with the principles of the Global Compact at Terna.

Finally, it should be noted that Terna's monitoring of human rights has been further strengthened thanks to the activities developed by the NexTerna programme topic area 4, on "Sustainability and communication" (see page 52), which drew up and formalised guidelines on "Diversity and inclusion".

⁵² For more information see "Clarifications regarding the Code of Ethics and the reporting of violations" on page 181.



Supply chain sustainability

Terna requires suppliers to conduct themselves in a lawful and ethical manner, protecting human and labour rights, health and safety, information security and the environment.

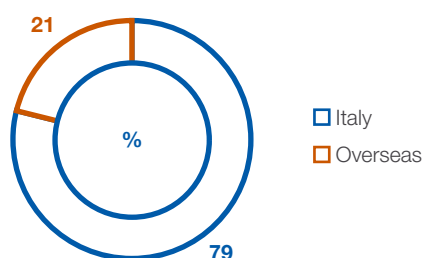
These behaviours have been formalised in the **“Supplier Code of Conduct”**⁵³ in which each principle is linked to the requirements contained in the qualification process and in Terna’s tender and contract documentation. All suppliers are required to contractually commit themselves to comply with the provisions of Terna’s Code of Ethics and 231 Model; any non-compliance encountered will result in penalties. Terna’s tender procedures include several requirements relating to social (human rights, working conditions) and environmental matters which, for some categories relevant for ESG purposes, must be met from the qualification phase on.

403-7 >

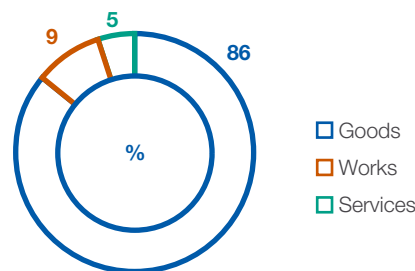
In line with the Company’s policies, in view of the Covid-19 emergency, meetings with suppliers were conducted remotely using the means already at Terna’s disposal, which enabled continuity of periodic relations with suppliers.

In 2021, total expenditure on the procurement of services, supplies and works amounted to over €3,810 million⁵⁴, spread across 2,265 suppliers contracted during the year. In this regard, it should be pointed out that as well as ensuring quality and continuity of service in the general interest, the total annual expenditure on procurement helps **to generate downstream supply chain activity, thereby creating significant economic value and social benefits.**

PROCUREMENT BY ORIGIN*



PROCUREMENT BY CATEGORY*



* The breakdown of purchases by category and origin differs from previous years due to the supply of submarine cables for the Tyrrhenian project (€2.4bn). Excluding this procurement, the breakdowns would have been in line with those previously recorded (Goods: 61%, Works 25%, Services 14%; from Italy: 90%, from overseas: 10%).

The prevalence of national and local suppliers is determined by the specific nature of the business, especially by the need to carry out maintenance operations very swiftly to ensure the utmost safety of the system and greater competitiveness in terms of transport costs for heavy and bulky supplies. This also helps to cut the related environmental impacts.

Procurement, which regards activities carried out in relation to Terna’s core business – so-called **“key supplies”** – and which mainly includes supplies of materials and electrical equipment, contracts for the provision of works and services in the electricity transmission, telecommunications and IT sectors, is governed by the new Procurement Code. This has introduced aspects relating to sustainability in tenders drawn up in accordance with the most economically advantageous tender criterion.

The following table shows the suppliers active during year, broken down by type of environmental and social requirements, according to their characteristics. The table illustrates the coverage guaranteed by the various initiatives, in terms of percentage of procurement, for significant groups of suppliers active in 2021.

⁵³ The document is available for download at: <http://download.terna.it/terna/0000/0930/50.PDF>

⁵⁴ The figure refers to the amount ordered during the year. This means the sum of the amounts allocated for all contracts (works, goods and services) signed during the year, net of options (amounting to approximately €427 million). An option is a provision added to supply contracts, clearly, precisely and unequivocally granting the contracting entity the right to increase the value of the contract in return for an increase in the contracted quantity or volume, subject to the same terms and conditions. Once introduced into the contract, such an option, though not constituting the assumption of an obligation on the part of the contracting entity, is included in the calculation of the overall amount.

Scenarios,
strategy and the
creation of valueCorporate governance,
risk management
and opportunitiesThe Group's
businessIntangible
capitalsNatural
capital

About NFS

Independent limited
assurance report on
the NFS for 2021

Annexes

Coverage is 100% or just under for the majority of the social and environmental requirements. Regarding the most stringent social and environmental qualification requirements, the coverage is higher for suppliers included in categories that are relevant for ESG purposes. Such suppliers are periodically identified on the basis of the product categories whose relevance to the business is assessed (the amount supplied, problems for the core business), as well as social aspects (health and safety and working conditions) and environmental aspects (significant environmental impacts in the production chain, relating to use by Terna, at the end of the asset's useful life). Inclusion in this category leads to particular attention being paid during the qualification phase and in the development of technical specifications, as well as a commitment to adopt special precautions regarding categories not subject to qualification. Finally, additional health and safety measures have been introduced for works contracts (see the section "Safety, the environment and human rights at contractors' construction sites" on page 208).

SUPPLIERS ACTIVE IN 2021 AND APPLICATION OF ENVIRONMENTAL AND SOCIAL REQUIREMENTS

	SUPPLIERS ACTIVE IN 2021				AMOUNT PROCURED FROM SUPPLIERS SUBJECT TO SPECIFIC REQUIREMENTS (% OF RESPECTIVE TOTAL AMOUNT PROCURED)			
	NUMBER	% OF TOTAL	AMOUNT PROCURED (€M)	% OF TOTAL	BASIC REQUIREMENTS	ADDITIONAL SOCIAL AND ENVIRONMENTAL REQUIREMENTS ⁽¹⁾	SOCIAL ⁽²⁾ AND ENVIRONMENTAL QUALIFICATION REQUIREMENTS ⁽³⁾	COUNTRY RISK ASSESSMENT ⁽⁴⁾
Total active suppliers	2,265	100	3,810.1	100	100	98.8	11.2	100
Key suppliers	1,873	82.7	3,765.7	98.8	100	100	11.3	100
Suppliers in categories relevant for ESG purposes	109	4.8	2,979.5	78.2	100	99.9	12.7	100

⁽¹⁾ Compliance with the principles and behaviours provided for in Terna's Code of Ethics and 231 Model.

⁽²⁾ Integrity pact (text verified by Transparency Italy), anti-mafia certification, which checks: the application of collective labour agreements, payment of tax and social security contributions, the absence of environmental offences, the absence of serious breaches of labour safety regulations, regularity of employment of legally protected categories, certificate of medical fitness for specific roles issued by the relevant doctor (for works contracts), and the absence of any impediment to the award of public contracts.

⁽³⁾ OHSAS 18001 certified occupational safety management system or similar (required only from the suppliers of specific product categories at the time of qualification).

⁽⁴⁾ ISO 14001 certified environmental management system or similar (required only from the suppliers of specific product categories at the time of qualification).

⁽⁵⁾ Assessment of the risks of corruption and respect for human rights in connection with a supplier's premises.

⁽⁶⁾ 2021 saw an increase in the amount procured (€1,384.6bn in 2020) due to the supply of submarine cables for the Tyrrhenian project (€2.4bn), which led to a reduction in the percentages relating to environmental and social qualification requirements. If the two contracts regarding marine cables are excluded, the percentages are in line with the values registered last year (11.2% vs 30.0%; 11.3% vs 38.8%; 12.7% vs 63.5%).

NEWLY CONTRACTED SUPPLIERS

	2021
% of new suppliers - checked for basic requirements ⁽¹⁾	100
% of new suppliers - checked for additional social and environmental requirements ⁽²⁾	76

⁽¹⁾ Compliance with the principles and behaviours provided for in Terna's Code of Ethics and 231 Model.

⁽²⁾ Integrity pact (text verified by Transparency Italy), anti-mafia certification, which checks: application of collective labour agreement, payment of tax and social security contributions, absence of environmental offences, absence of serious breaches of labour safety regulations, regularity of employment of legally protected categories, and absence of impediment for undertaking public contracts.

"SUPPLY CHAIN SUSTAINABILITY" TARGET

KPIs AND TARGETS IN THE BUSINESS PLAN 2021-2025

KPI	2021	
	TARGET	RESULT
ESG CRITERIA IN TENDERS		
Use of ESG criteria in "vegetation management" tenders > €1 million (% of tenders)	100%	100%
Use of ESG criteria in hardware procurement tenders ⁽¹⁾ (% of tenders)	75%	=

⁽¹⁾ The failure to achieve this target is due to the fact that in 2021 tenders were not conducted for this category of good.



409-1 >

408-1 >

407-1 >

Qualification of suppliers and checking activities

The most relevant product groups for the core business are subject to a **qualification procedure**⁵⁵. Only business operators who have met the regulatory compliance requirements, are in possession of the necessary high-quality technical and organisational expertise, are financially sound, and enjoy a solid reputation are included in Terna's approved list of suppliers. The entire process is managed via the **"Supplier Qualification Portal"**, thus ensuring an efficient, traceable and transparent process.

In the sectors at greatest risk in terms of sustainability (primarily works and certain services), an adequate level of environmental management and the ability to protect workers' health and safety are also required, both represented by corporate procedures focused on key elements of the international UNI EN ISO14001 and BS OHSAS 18001 (UNI EN 45001) standards.

Sectors gradually adopt these certifications within set timeframes, so that operators may grow sustainably and reach technical and organisational maturity. In 2020, the obligation to obtain certification for "Vegetation management", "Pylon painting", "HV glass insulators", "150/380kV overhead lines" and the "Laying of 150/380kV cable" was introduced. In 2021, this obligation was extended to all global service areas: "Maintenance of technological systems", "Maintenance of green areas" and "Cleaning".

Among qualified suppliers, 80% already possess and 5% are obtaining Safety BS OHSAS 18001 (UNI EN 45001) certification. With regard to ISO 14001 environmental certification, 89% of qualified suppliers possess it and 2% are obtaining it.

During the three-year qualification period, Terna ensures that suppliers meet the qualification requirements, including the various ESG aspects, via document audits and on-site checks. In 2021, **218 document audits** were carried out, and around 70% of on-site checks regarded suppliers belonging to categories that are relevant for ESG purposes.



"SUPPLY CHAIN SUSTAINABILITY" TARGET

KPIs AND TARGETS IN THE 2021-2025 INDUSTRIAL PLAN

	2021		TARGET			
	TARGET	RESULT	2022	2023	2024	2025
Product categories ("PG") falling within the type of work requiring obligatory certifications ISO:14001 and OHSAS:18001/45001 (*)	100%	100%	100%	100%	100%	100%

(*) The KPI has been renamed (from "Suppliers" to "Product category") following a reclassification of the product categories.

As far as overseas suppliers are concerned, Terna assesses the country risk, namely the possibility of incurring damages if incidents or events occur that may be linked to the economic, social and political environment of the country in which the supplier normally operates. This risk is, for the time being, very limited, given the prevalence of domestic and EU suppliers. However, it could become more significant in view of the possible expansion of procurement markets overseas.

Objective elements are used in the analysis and assessment of the most relevant risk factors, which relate to economic and political governance issues in the various countries, and with respect to internationally agreed human rights protocols, including the ratification of UN and ILO conventions, together with the assessments made by the main international non-governmental organisations and the leading rating agencies actively concerned with these issues. As these assessments are regularly updated, they enable the Company to constantly monitor developments in the related environment. In addition to these assessments, restrictive measures are also issued by Italian and European authorities,

⁵⁵ Pursuant to the current Public Procurement Code (Legislative Decree 50/16 and subsequent amendments).

Scenarios,
strategy and the
creation of valueCorporate governance,
risk management
and opportunitiesThe Group's
businessIntangible
capitalsNatural
capital

About NFS

Independent limited
assurance report on
the NFS for 2021

Annexes

entailing limitations on the free movement of goods (trade embargoes) or rules of conduct in the case of transactions with countries that have preferential tax treatment (tax havens).

ACTIVE QUALIFICATIONS

	2021
Number of active qualifications	556
- of which new qualifications during the year	84
Number of qualifications requiring an Environmental and Safety management system	17

With a view to increasing the Company's intellectual capital, and also in terms of social responsibility, Terna supports the world of SMEs, especially companies that contribute to innovation, which are typically start-ups. These companies have peculiarities that require simplified ad hoc approaches, which facilitate specific streamlined procurement processes for accessing innovative solutions and technologies that affect the company's business.

In 2021, four product categories were established exclusively for innovative start-ups and SMEs, with these aims:

- to have an up-to-date list of innovative start-ups and SMEs in the Innovation Plan product categories that are of interest to Terna;
- to enable start-ups to benefit from a free and simplified qualification process.



The product categories regard specific areas of innovation that are of interest to Terna, namely Advanced Materials, Robotics, Energy Tech and Digital.

AUDITS AND MONITORING

	2021
Qualification document checks	218
On-site qualification checks	10
- including categories relevant for ESG purposes	7

If conduct no longer meets the requirements for qualification, the supplier may receive a warning or be temporarily suspended from the list; in the most serious cases, offenders will be revoked off the list.

MEASURES TAKEN

	2021	2020	2019
Number of suppliers revoked off the list	0	1	0
Number of suppliers suspended	4	5	8
Number of suppliers warned	4	6	3



Scenarios,
strategy and the
creation of valueCorporate governance,
risk management
and opportunitiesThe Group's
businessIntangible
capitalsNatural
capital

About NFS

Independent limited
assurance report on
the NFS for 2021

Annexes

Equal opportunities in accessing calls for tenders

Access to tender procedures is guaranteed for all eligible companies in accordance with the principle of equal opportunity and is governed by the “**Procurement Regulations**”. These Regulations, which have set guidelines for Terna's procurement activities, were drawn up on the basis of the Procurement Code, which in turn implements the relevant EU legislation.

CONTRACTED SUPPLIERS

	UNIT	2021	2020	2019
Number of contracted suppliers	no.	2,265	2,204	2,251
<i>Contract award procedures adopted (% of amounts awarded)</i>				
EU calls for tender	%	91	74	78
Non-EU calls for tender	%	4	12	13
Previously qualified suppliers ⁽¹⁾	%	4	12	8
One-off contracts ⁽²⁾	%	1	3	2

⁽¹⁾ Directly assigned professional appointments and/or consulting services.

⁽²⁾ The “One-off contracts” category includes: sponsorship and donations, fees paid to public entities, trade bodies and contracts awarded to previously qualified suppliers by Terna Plus S.r.l..

Finally, Terna is keen to reach settlements in the event of litigation with suppliers.

DISPUTES WITH SUPPLIERS

	2021	2020	2019
Pending	35	30	23
In progress	6	9	2
Settled	1	2	8



Human capital

NFS

The quality of human capital is pivotal to a company's growth and thus to creating value over time. With their motivation, educational backgrounds, managerial abilities, sense of engagement and enhanced and consolidated skills, people are a crucial element in all the Company's activities and, at the same time, human beings who are to be appreciated and whose rights are to be respected.

In line with those values enshrined in the Code of Ethics, Terna's commitment to its people centres on **attention to safety and accident prevention** (see page 204) and **training**, whereby specific competencies needed to successfully reach the objectives set forth in the Industrial Plan (see page 199) are updated. These focused activities are coupled with management and development systems designed to **improve performance and enhance growth opportunities** (see page 202).

Dialogue between Terna and its employees takes place via a consolidated system of **industrial relations based on the engagement of trade unions** (see page 209) as well as regular **opportunities for employees to communicate directly** by means of both online opinion surveys and focus groups (see the paragraph below entitled "NexTerna: main results 2021").

The attention paid by the Company to its people is concretely reflected in Terna's **welfare policy**, aimed at providing staff with a better work-life balance and, more generally, greater well-being (see page 210).

In 2021, many of these aspects were encompassed in Terna's change management programme, **NexTerna**, the strategic guidelines and main results of which are indicated on page 52 and in the box below, respectively⁵⁶.



⁵⁶ When the data presented in this chapter refers to "Terna" it refers to 82% of employees, whilst the data referring to "Terna, Tamini and Brugg Switzerland" covers 95% of the Group's total workforce. In terms of the Group's revenue, these percentages are 90% when referring to "Terna" and 99% when the data refers to "Terna, Tamini and Brugg Switzerland".

Scenarios,
strategy and the
creation of valueCorporate governance,
risk management
and opportunitiesThe Group's
businessIntangible
capitalsNatural
capital

About NFS

Independent limited
assurance report on
the NFS for 2021

Annexes

NexTerna

The seven “topic areas” for the NexTerna programme were launched in 2021, with the following key results:

- Definition of the new process for **assessing engagement of the Group's people**, which replaces the previous Engagement Survey and enables, through an internally developed tool called the Employee Net Promoter System (“e-NPS®”), more frequent monitoring of employees’ sense of belonging. In 2021, three quarterly surveys of the Company’s entire workforce were carried out, with average participation exceeding **70%**. People’s level of work satisfaction inside their respective organisational structures was surveyed and measured, with aspects such as collaboration, mutual trust and sense of engagement analysed;
- Definition, adoption, and progressive cascading of the new **leadership model** (see page 212) and of the challenges faced by all Group personnel, regardless of role (performance, motivation and well-being);
- Definition of a **new “hybrid” model of workspaces** based on the concept of modules that can be adapted depending on the type of activity to be carried out. Specifically, the initial phase of **desk-sharing**, moving in the direction of shared rather than pre-assigned workstations, was completed. At 31 December 2021, there were 600 people belonging to different company departments involved in the desk-sharing initiative. The same year also saw the inauguration in Rome of two new **co-working offices**, earmarked for use exclusively by Terna personnel. Moreover, an agreement was concluded with the company, Copernico, for the utilisation of co-working spaces located throughout Italy, thus entailing space sharing between Terna personnel and staff from companies other than Terna. This model is backed by the development of **apps and digital instruments** that facilitate flexible working. For example, these tools allow for the daily booking of workstations and/or co-working spaces both inside Terna’s offices and at third-party partners’ offices;
- Introduction of an **Enterprise Service Management** platform, which digitalises key corporate processes and ensures a single access point for all services available to employees, and **digital solutions** in line with the new work anywhere paradigm. The latter includes, by way of example, the new process of On-boarding, the Virtual Desktop Interface for remote management of complex planning activities (including related document logging), the new Surface Table to visualise charts and designs for large-scale infrastructural works and the digitalised reporting of operational events via the development of specific apps. As regards procurement, the Company has introduced a new network-based platform to manage suppliers (**Vendor Management**) so as to boost collaboration between suppliers and company departments and developed a new digitalised means of carrying out remote checks (supplementing those effected in person) on the quality of supplies to be procured from external suppliers;
- **Sustainability and Communication** initiatives aimed at consolidating the company’s sustainability culture and promoting communication as a best practice model, leading to the formalisation of two new guidelines on **Diversity & Inclusion** and **Sustainability**;
- The adoption of a **People Care and Skills** model focused on people’s wellbeing and taking shape in the project entitled **Wellbeing in Action**, the key achievements of which were the inauguration of both the “MiniWatt” crèche and a company gym along with the publication of a new guide to loans and advances on staff severance indemnities and solutions for sustainable mobility, e.g., car sharing.



Workforce trends

The Group's workforce rose by 401 in 2021, with Terna accounting for most of the increase⁵⁷ (up 289 on 2020), and 69 people were added following the acquisition of the LT Group by Terna Energy Solutions.

THE GROUP'S WORKFORCE

	2021	2020	2019	2021 VS 2020	% 2021 VS 2020
Senior managers	92	80	72	12	15
Middle managers	765	672	617	93	14
Office staff	2,815	2,587	2,382	228	9
Blue-collar workers	1,464	1,396	1,219	68	5
Total	5,136	4,735	4,290	401	8

The Group employs a total of 5,136 people; this figure includes 435 Brugg Group personnel (including 299 employed by Brugg Switzerland and 136 individuals in China, India, the United Arab Emirates, Germany and Italy), 342 Tamini Group staff (of which 338 in Italy, 2 in the United States and 2 in India) and 48 individuals employed under local contracts by overseas subsidiaries (29 in Brazil, 11 in Montenegro, 6 in Peru, 2 in Uruguay), 18 people employed by Avvenia, a company acquired in 2018, and 69 people employed by the LT Group, acquired in 2021.

The total turnover rate for incoming staff (10.6% Terna; 10.8% including Tamini and Brugg Switzerland) continues to reflect the generational turnover policy and the growth outlook in the Industrial Plan.

In 2021, 416 people (492 including Tamini and Brugg Switzerland) **joined the Group, including 204 under the age of 30** (223 including Tamini and Brugg Switzerland). The generational turnover underway has also produced a steady increase in the level of education among the Group's workforce. In 2021, 96.9% of Terna's employees had a university degree or high-school diploma. The average length of service is 13.5 years.

The **turnover rate for outgoing staff is 3.2%**. This figure is primarily linked to retirement and, to a lesser extent, to voluntary resignations (52 in 2021 in Terna, representing a rate of 1.3%; 65 including Tamini and Brugg Switzerland).

At 31 December 2021, there were 37 active agency contracts (compared with 6 in 2020 and 11 in 2019); 53 including Tamini and Brugg Switzerland.

The tables below present data for Terna for the three-year period 2019-2021 and for Terna, Tamini and Brugg Switzerland for the two-year period 2020-2021.

⁵⁷ Terna includes the following companies: the Parent Company Terna, Terna Rete Italia, Terna Plus and Terna Energy Solutions.

Scenarios,
strategy and the
creation of value

Corporate governance,
risk management
and opportunities

The Group's
business

Intangible
capitals

Natural
capital

About NFS

Independent limited
assurance report on
the NFS for 2021

Annexes

COMPOSITION OF THE WORKFORCE

< 405-1

	TERNA, TAMINI, BRUGG SWITZERLAND		TERNA		
	2021	2020	2021	2020	2019
Total	4,861	4,551	4,224	3,935	3,872
of whom men	4,129	3,919	3,567	3,376	3,334
of whom women	732	632	657	559	538
<i>By category</i>					
Senior managers	86	75	74	63	61
Middle managers	745	658	706	620	597
Office staff	2,663	2,475	2,400	2,221	2,200
Blue-collar workers	1,367	1,343	1,044	1,031	1,014
<i>By type of contract</i>					
- permanent ⁽¹⁾	4,844	4,524	4,223	3,934	3,869
- of whom men	4,117	3,903	3,566	3,376	3,332
- of whom women	727	621	657	558	537
- fixed-term	17	27	1	1	3
- of whom men	12	16	1	0	2
- of whom women	5	11	0	1	1
<i>By type of employment</i>					
- full-time	4,812	4,504	4,210	3,920	3,854
- of whom men	4,116	3,905	3,563	3,371	3,329
- of whom women	696	599	647	549	525
- part-time	49	47	14	15	18
- of whom men	13	14	4	5	5
- of whom women	36	33	10	10	13
<i>By age</i>					
- below the age of 30	1,168	1,158	1,116	1,106	987
- between the ages of 30 and 50	2,255	1,980	1,925	1,660	1,733
- over the age of 50	1,438	1,413	1,183	1,169	1,152
<i>Average age (years)</i>					
Average age	41.4	41.6	40.7	40.9	40.8

⁽¹⁾ Permanent contracts also include apprenticeships.



WORKFORCE TRENDS

	TERNA, TAMINI, BRUGG SWITZERLAND		TERNA		
	2021	2020 ⁽¹⁾	2021	2020	2019
Total employees	4,861	4,551	4,224	3,935	3,872
Employees recruited during the year	492	225	416	175	287
- men	368	188	305	146	240
- women	124	37	111	29	47
- below the age of 30	223	153	204	140	208
- between the ages of 30 and 50	235	52	193	27	73
- over the age of 50	34	20	19	8	6
<i>Rate of recruitment in % ⁽¹⁾</i>					
Total	10.8	5.0	10.6	4.5	7.5
- men	8.1	4.2	7.8	3.8	6.2
- women	2.7	0.8	2.8	0.7	1.2
- below the age of 30	4.9	3.4	5.2	3.6	5.4
- between the ages of 30 and 50	5.2	1.2	4.9	0.7	1.9
- over the age of 50	0.7	0.4	0.5	0.2	0.2
Employees leaving during the year	182	134	127	112	258
- men	157	123	113	104	233
- women	25	11	14	8	25
- below the age of 30	43	28	29	22	21
- between the ages of 30 and 50	46	22	25	13	24
- over the age of 50	93	84	73	77	213
<i>Turnover rate in % ⁽²⁾</i>					
Total	4.0	3.0	3.2	2.9	6.7
- men	3.4	2.8	2.9	2.7	6.1
- women	0.5	0.2	0.4	0.2	0.7
- below the age of 30	0.9	0.6	0.7	0.6	0.5
- between the ages of 30 and 50	1.0	0.5	0.6	0.3	0.6
- over the age of 50	2.0	1.9	1.9	2.0	5.5

⁽¹⁾ The data for employees of Brugg Switzerland leaving during the year by age range have been estimated on the basis of the figures reported for 2021.

⁽¹⁾ The rate of recruitment shows the ratio of employees joining to the number of employees at 31 December of the previous year.

⁽²⁾ The turnover rate shows the ratio of employees leaving to the number of employees at 31 December of the previous year.



Scenarios,
strategy and the
creation of valueCorporate governance,
risk management
and opportunitiesThe Group's
businessIntangible
capitalsNatural
capital

About NFS

Independent limited
assurance report on
the NFS for 2021

Annexes

FOCUS

Staff turnover: comparative data

Terna's "staff turnover" is defined as the ratio of employees leaving during the year to the number of employees at 31 December of the previous year.

As the staff turnover rate is an indirect indicator of the internal company climate affecting all divisions, the figures for transmission companies (TSO peer group) and those of large companies listed on the Italian stock exchange (FTSE-MIB) were taken into account, as were those for companies in the Electric Utilities sector included in the Dow Jones Sustainability Index.

In 2021, Terna's turnover rate was 3.2%. In 2020, the year for which comparative data is available, Terna's turnover rate was 2.8%, below all three peer group averages.

Peer groups	TURNOVER RATE (%) - 2020		
	TSO	FTSE-MIB	DJSI- ELECTRIC UTILITIES
Figures available	17	36	11
Min.	1.5	1.0	2.9
Average	5.1	8.9	6.6
Max.	18.0	21.7	12.9
Terna	2.8		

Details on the "staff turnover" benchmark are available in the "Sustainability" section of the website.

Generational turnover

< EU15

Terna allocates a host of initiatives to generational turnover which, since 2015, have been bolstered considerably due to the combination of a voluntary early retirement scheme for staff approaching retirement age and stepped-up recruitment. In the period between **2016 and 2021, incoming staff totalled 1,727 compared with 836 outgoing staff.**

Below is an overview of personnel who could potentially qualify for retirement in the next 5 to 10 years (estimated on the basis of available data regarding ages and pension contributions):

A. at 31 December 2021, **7.1%**
of the workforce in the next 5 years,
of which:

Senior managers	0.0%
Middle managers	1.8%
Office staff	3.7%
Blue collar workers	1.6%

B. at 31 December 2021, **18.1%**
of the workforce in the next 10 years,
of which:

Senior managers	0.2%
Middle managers	4.6%
Office staff	9.6%
Blue collar workers	3.7%

IMPACT OF GENERATIONAL TURNOVER IN THE PERIOD 2014-2021 ^(*)

INDICATOR	UNIT	2021	2014
Average age	y	40.7	46.6
Average length of service	y	13.5	21.2
Percentage by composition of age: >50	%	28.0	45.3

^(*) The period considered starts from 2014. The first generational turnover plan, involving the recruitment of 300 young people, took place in 2015 (see the 2015 Sustainability Report, page 126).

Recruitment and selection

Terna's Industrial Plan 2021-2025 sets ambitious objectives. In the first year alone, scheduled investments and plans for the various company departments call for new competencies, in turn requiring over **400 hires**.

The process of cultural transformation enabled by the current **NexTerna programme** and completion of the generational turnover programme have also required the continued insertion of young university and high school graduates. Recruitment thus centres on the search for new university graduates, primarily those with a STEM⁵⁸ background, and individuals with diplomas from vocational institutes, prevalently specialising in the electricity field.

To sustain a virtuous exchange between the Company and its external community and support the search for new resources, a new **Employer Branding** strategy has been introduced in which the "People Organisation & Change" department has developed ongoing relations with schools, universities and job centres in order to inform students and new graduates about Terna's professional development opportunities.

From amongst the numerous initiatives that continued during the year, mention should be made of the **Work-School Project**, designed for students at vocational technical institutes. Terna has maintained this commitment for five years running and constantly increased the number of all participants: from 2016 to date this initiative has involved around 2,000 students from 55 vocational Institutes spread throughout Italy. The project has also allowed Terna to meet and attract new graduates from around the country, in line with recruitment needs. Students in their 5th year had the opportunity to take part in one-to-one meetings with Terna recruiters. The training programme 2020/2021 – completed in May – was enriched with digital contents and innovative teaching methods and involved 4th and 5th year students from ten Italian vocational institutes. The sixth edition planned for 2022 will involve an additional 10 vocational institutes and around 400 4th and 5th year students.

Numerous activities have been devoted to young university graduates in the form of special events such as **Career Days and Job Fairs**, theme-based events centring on transversal competencies designed to help students draft effective CVs, prepare for job interviews and better understand the assessment criteria employed in a selection test.

Next Energy, an excellence programme designed to attract new university graduates with an interest in innovation, reached its fifth edition in September 2021. A total of 153 applications were received, of which 99 were in line with the requisites set forth in the call for applicants. Those selected took part in an innovative online recruitment day. At the end of January 2022, the new winners were awarded six-month apprenticeships at company departments and in working groups involved in innovative projects.

In partnership with universities, Terna paid especially close attention to the advancement of women students by supporting the **Master Degree in Data Science & Management** offered by LUISS Guido Carli University, via a two-year scholarship awarded to a female student in the STEM field. Terna also took part in theme-based events and webinars devoted to female STEM students, in order to promote employment opportunities in Terna by means of testimonies given by five women role models working in the Company.

Finally, 2021 also saw the launch of a project to redesign the recruitment and selection process via the implementation of new support systems. The project is scheduled for completion in 2022 and is aimed at increasing the efficacy of the exchange with Terna and candidates' level of satisfaction with the experience.

⁵⁸ Acronym for Science, Technology, Engineering and Mathematics; the term is used to indicate scientific and technological fields and the related courses of study.

Scenarios,
strategy and the
creation of valueCorporate governance,
risk management
and opportunitiesThe Group's
businessIntangible
capitalsNatural
capital

About NFS

Independent limited
assurance report on
the NFS for 2021

Annexes

Training

Training is ongoing and provided at Terna throughout employees' working lives. The aim is to ensure constant development of human capital by continuously expanding and diversifying each individual's skills ("employability") in line with the Company's mission and business strategy as set out in the Industrial Plan 2021-2025.

In line with previous years, training was provided to new hires in order to facilitate their insertion, boost their professional, technical and operational skills, transmit highly specialised knowhow and ensure compliance with guidelines pertaining to health and safety, privacy and the 231 Organisational Model.

The Covid-19 health emergency failed to halt training activities, which were offered in digital format whenever possible.

In 2021:

- **145,528 hours of training were provided in Terna** (148,698 including Tamini and Brugg Switzerland), of which 57% led by in-house trainers;
- **100% of staff members attended at least one training course** (99% including Tamini and Brugg Switzerland);
- **35 hours of training were provided per capita in Terna**, in line with 2020, largely due to the limitations imposed by the pandemic;

In 2021, the average per capita cost of training at Terna was €285 and the average per capita cost of training within the Group (Terna, Tamini, Brugg Switzerland) was €296.

PC2



< 404-1

< 412-2

TRAINING⁵⁹

	TERNA, TAMINI, BRUGG SWITZERLAND		TERNA		
	2021	2020 ⁽¹⁾	2021	2020	2019
Average hours of training					
- per employee ⁽¹⁾	31	30	35	34	47
By category ⁽²⁾					
- senior managers	12	17	13	19	40
- middle managers	25	25	26	25	28
- office staff	28	29	30	31	43
- blue-collar workers	43	36	54	47	66
By gender ⁽³⁾					
- men	33	31	37	34	47
- women	18	22	19	24	30
Hours of training in human rights	1,584	996	1,584	996	1,132
Participants in the course on human rights (%) ⁽⁴⁾	34.5	5.5	39.8	6.4	7.2

⁽¹⁾ The data for Brugg Switzerland have been estimated on the basis of the figures reported for 2021.

⁽²⁾ Ratio of total hours of training to the average number of employees.

⁽³⁾ Ratio of total hours of training by category to the average number of employees by category.

⁽⁴⁾ Ratio of total hours of training by gender to the total number of employees at 31 December (including those working for the Company for less than a year) by gender.

⁽⁵⁾ Percentage of employees who have followed at least one training course on human rights during the year.

⁵⁹ Further information regarding training indicators are published in the "Key indicator tables", published in the "Sustainability" section of the website at www.terna.it.



New projects

First-time initiatives carried out in 2021 included:

First-time initiatives carried out in 2021 included

- **Innovation Bootcamp:** bespoke training programme (face-to-face lectures, workshops, external testimonies and fieldwork) for 46 Team Innovation staff in order to shore up competencies regarding principles, methodologies and reference frameworks in the field of innovation;
- **NexTerna:** 83 colleagues took part in training regarding methods by which to support construction sites entitled “Flexible solutions applied to processes”;
- **Meet-Up RUO:** programme to facilitate the move towards a more centralised Human Resources and Organisation Department (now People, Organisation & Change) in managing the transition to new ways of working;
- **Evoluzione 365:** three webinars were carried out to develop the ability to use Office 365 tools (Planner, Outlook and OneDrive);
- **Future skills:** a programme carried out in collaboration with Talent Garden to design the training offer for digital and innovation skills, involving 60 colleagues.

Technical-specialist field

- Real-time **Continuous training** for control room operating staff (CNC, CCT and EME) regarding the new MSD incentive programme. Off-duty personnel received training via additional initiatives;
- **Realization of underground cable systems for construction site supervisors** carried out in collaboration with the subsidiary, Brugg Cables, to hone knowledge about the laying of high-voltage underground cables;
- Update on **procurement regulations** provided to 318 people directly involved in procurement and the issuance of purchase orders;
- **Digic Project – Systems for monitoring high-voltage cables**, which involved 124 people and was aimed at developing knowledge and skills pertaining to the installation and maintenance of monitoring equipment installed on high-voltage cables.

Consolidated projects

Initiatives launched in past years that continued in 2021 included:

- **Live line working**, the latest edition of this course was carried out at the training centre in Viverone (BI) and involved six foremen and two contact people. Training also got underway for nine level A workers.
- **Multi-skill:** there were three editions of “Station training for specialised power line workers” and four editions of “Power line training for specialist substation workers”.
- **Training project “Work methods in de-energised conditions”**, at the end of 2021 two pilot editions were carried out.
- **Climbing techniques.** The activity was developed at national level with support from infrastructure and unit personnel who are specialised in climbing techniques and certified to teach the subject. The initiative involved 630 colleagues.
- **Electromagnetic fields:** training project for exposed professional figures, with the first phase focusing on the training of tutors and the second targeting all exposed workers. More than 1,600 people have been trained.

Scenarios,
strategy and the
creation of valueCorporate governance,
risk management
and opportunitiesThe Group's
businessIntangible
capitalsNatural
capital

About NFS

Independent limited
assurance report on
the NFS for 2021

Annexes

Compliance and HSE (Health, Safety and Environment)

HSE (Health, Safety & Environment) activities included courses to ensure compliance with Consolidated Law 81/08 involving more than 1,200 staff members.

Steps to ensure compliance also regarded an activity to raise awareness about **GDPR** (General Data Protection Regulation) topics with particular attention being paid to Terna's new Privacy Model, the Group's **Code of Ethics** and the **Whistleblowing** system (1,415 participants) along with a course for new hires on **business ethics and compliance with Legislative Decree 231**, with the teaching staff comprising colleagues from Compliance, Sustainability, Audit and Management Systems.

"DEVELOPING COMPETENCIES"

KPI AND TARGETS IN THE 2021-2025 INDUSTRIAL PLAN

KPI	TARGET	
	2021	
	TARGET	RESULT
Digital skills		
Number of people trained in digital skills (cumulative).	1,300	1,291
Safety culture training via the "Zero Accidents" project (since 2019)	100%	91%
Infrastructure and unit personnel who have received safety training (%).		



FOCUS

Staff training: comparative data

Comparison of staff training performance is based on the per capita hours of training provided by companies. As per capita training is not necessarily linked to either the size of a company or the sector in which a company operates, data from all three peer groups (TSOs, FTSE-MIB companies, Electric Utilities and the Dow Jones Sustainability Index companies) were considered.

Terna provided 35 hours of training for each employee in 2021, representing a slight increase on 2020 when Terna provided 34 hours of training per capita, thus placing it above the average reported for all three peer groups. Finally, it should be noted that the figure for Terna does not include on-the-job training.

Peer group	HOURS OF TRAINING PER CAPITA – 2020		
	TSO	FTSE-MIB	DJSI- ELECTRIC UTILITIES
Data available	11	39	11
Min.	2	5	9
Average	28	28	32
Max.	67	81	67
Terna	34		

More information on how the "personnel training" benchmark is determined may be found in the "Sustainability" section of the website www.terna.it.

PC2

Development

The process of profound transformation, which Terna has undertaken with the NexTerna programme, also impacts on the management of competencies and abilities. The former continue to have a central role in the Professional System – i.e. the main tool for managing roles, skills and development paths – the assessment and development of professional technical competencies.

2021 saw completion of the staff **Skill Mapping**, allowing for a complete mapping of the technical and professional knowhow of Terna's entire organisation, with a particular emphasis on distinctive and core skills needed to implement the Industrial Plan. The outcomes of the Skill Mapping process, launched in 2020 in the core business areas, will be used to guide the training programme and the management of knowledge sharing involving technical skills.

As in previous year, 2021 saw continued utilisation of the performance assessment system, **People for Performance ("P4P")**, designed to reinforce the link between the organisation's strategic objectives and those of individuals and to encourage dialogue between heads and collaborators via meetings held during every phase of the process. Performance assessment makes it possible to assign a value to the overall contribution made by an employee and rendered evident by the results achieved and the organisational behaviours adopted. The process ends with a feedback session during which the head and the collaborator are asked to draw up a shared action plan of improvement.

Following the introduction in 2021 of **Leading Next**, a new leadership model forming part of NexTerna, the plan to develop a Talent Management process also got underway. The aim is to define, by means of an engagement and co-design process involving all line managers, a new description of talent and the process by which to bring about the development and growth of talented individuals, both managerial and technical. The project will continue in 2022 via implementation of a pilot project prior to whole-scale adoption by the entire organisation.



"APPLICATION OF PERFORMANCE EVALUATION"

KPI AND TARGETS IN THE 2021-2025 INDUSTRIAL PLAN



KPI	2021		TARGET			
			2022	2023	2024	2025
	TARGET	RESULT				
Employees taking part in performance appraisals (%)	95%	94%	95%	95%	95%	=

Scenarios,
strategy and the
creation of valueCorporate governance,
risk management
and opportunitiesThe Group's
businessIntangible
capitalsNatural
capital

About NFS

Independent limited
assurance report on
the NFS for 2021

Annexes

Health, safety and correct working practices

Working safely, without putting their health at risk, is a fundamental **human right** of employees and Terna invests a great deal in order to guarantee this right for its people via a process of constant attention and improvement that involves supply chain actors who play a decisive role in operations.

The involvement of employees in matters relating to health, safety and the environment is currently regulated by law and collective bargaining, which provide for the election by all employees of **Staff Representatives for Safety and the Environment**. Specifically, as required by existing legislation⁶⁰, meetings regarding safety are held by employers at least once a year and whenever there are significant changes in exposure to risks. In addition to the employer or a representative thereof, participants include the Prevention and Protection Service Manager, a competent physician and Representatives for Safety and the Environment.

The National Collective Labour Contract also provides for the establishment of a bilateral body ("**Commission**") – at electricity sector level – on "**Health, safety and the environment**" tasked with making proposals relating to the monitoring and coordination of training on environmental and safety issues which Terna and the secretariats of national trade unions (FILCTEM, FLAEI and UILTEC) set up in 2018. The Committee⁶¹ usually meets every six months with its members comprising three representatives from the three national trade unions.

Terna has also voluntarily adopted the UNI EN ISO 45001:2018 certified system to manage "**Occupational Health and Safety**", which covers 100% of the Company's activities and is incorporated within the Group's other certified management systems. This system is based on an accurate risk assessment, with a particular focus on activities entailing electrical risk (Provisions for the Prevention of Electrical Risk) and falls from a height. Moreover, it provides the Company with assurance that it is always in compliance with applicable legislation and regulatory requirements (Legislative Decree 81/2008 and Legislative Decree 231/2001).

In 2021, Terna also obtained certification for its "Management System for the Prevention and Control of Infections" for its Galbani Hub headquarters in Rome (Viale E. Galbani 55 and 68/70) based on the Biosafety Trust Certification standards (see the specific box on page 183).

PC1



< 403-4

< 403-1

⁶⁰ Art. 35 of Legislative Decree 81/08.

⁶¹ Terna and the national labour union's secretariats have also established that the Committee's tasks and responsibilities provided for by art. 13 of the "Shared protocol regulating measures to combat and contain the spread of the Covid-19 virus at the workplace" of 14 March 2020 were taken on by Terna's Bilateral "Health, Safety and the Environment" Committee, in that said Committee has already been entrusted with tasks and assignments relating to these topics. Moreover, in the current state of a national emergency, said Committee can ensure its full and prompt participation to all necessary components, given its visibility throughout the Group.

Protecting employees' safety

Italian safety legislation⁶² is among the most stringent of any such laws in Europe and requires companies to carry out an analytical assessment of risks to employees' health and safety. Terna extends this requirement to include analysing the risks deriving from interference caused by works being carried out by contractors and subcontractors, covering all the activities involved in work at a construction site.

Terna's approach to occupational safety hinges on a system of tools that are applied to all corporate processes. This system calls for **clear safety policy guidelines**, starting with the Code of Ethics, and an **organisational structure responsible for safety** with operating units throughout Italy for each of which a **health and safety officer and competent physician** have been designated. This organisation is assisted by a central unit that sets policies and guidelines, carries out inspections at workplaces and construction sites and also constantly analyses and monitors risks arising from the Company's activities.

403-3 >

One of the most important activities an employer is required to carry out by law is **health surveillance**, the objective of which is prevention as well as verification over time, carried out in collaboration with the worker and the physician, of the adequate relationship between workers' health conditions and the specific duties assigned to them.

The correct and complete application of procedures is subject to inspections by Employers, internal compliance checks for all Terna Group companies and the external audits required for certification. As regards activities carried out by contractors, Terna conducts inspections of its own construction sites to verify the correct application of accident prevention regulations by the responsible health and safety officers and contractors.

403-2 >

Should an employee of Terna or a contractor be injured or suffer a **near miss**, the local Environmental and Safety Protection unit, in collaboration with the worker or department involved, completes an injury/near miss form detailing the causes and dynamics of the event as well as any measures to be taken to reduce the possibility of a repeat occurrence. In the case of a serious or fatal injury, or when a more in-depth investigation is called for, an internal commission comprised of Terna safety experts and specialists is set up and entrusted with drafting a detailed report containing the measures to be adopted throughout the Company.

The protection of workers' health and safety is subject to **research** conducted by a standing committee that involves various company departments. The aim is to identify and experiment with new personal protective equipment (Smart PPE) able to aid workers as they carry out their activities by encouraging good practices and responsible behaviour both individually and collectively.

403-5 >

All staff have access to key information regarding health and safety and innovations through various channels, including the Companies intranet ("HSE-Health, Safety and Environment" Section of the Document System), informative meetings and specific **training** centring on the topics of health and safety. In 2021, around 52,300 hours of training were provided, of which 54% was aimed at blue-collar workers (additional data on training may be found on page 200).

Finally, the **occupational safety indicator**, comprising the injury rate and the lost day rate and including injuries involving contractors' personnel, contributes to defining the remuneration variable of personnel in the departments concerned.

⁶² Legislative Decree 81/2008 "Consolidated law on the protection of health and safety at the workplace" dated 9 April 2008.

Scenarios,
strategy and the
creation of valueCorporate governance,
risk management
and opportunitiesThe Group's
businessIntangible
capitalsNatural
capital

About NFS

Independent limited
assurance report on
the NFS for 2021

Annexes

Occupational injuries

< 403-9

As in previous years, there were no fatal workplace accidents among the Group's employees in 2021. Moreover, there were no serious injuries resulting in an initial prognosis of more than 40 days. The total number of injuries amounts to 20 (27 in 2020), including 4 with a prognosis of less than 3 days.

In Terna, the injury rate fell significantly compared with the previous year, down from 0.77 in 2020 to 0.53 in 2021 (further information regarding safety figures and injury rates by gender is provided in the "Key indicator tables" published in the "Sustainability" section of the website at www.terna.it).

OCCUPATIONAL INJURIES, TERNA EMPLOYEES GRI-ILO DEFINITIONS ^(*)

	TERNA, TAMINI, BRUGG SWITZERLAND		TERNA		
	2021	2020	2021	2020	2019 ^(**)
Injury rate	0.87	1.22	0.53	0.77	0.95
Fatality rate	0	0	0	0	0
Serious injury rate where the initial prognosis is more than 40 days	0.00	0.02	0.00	0.03	0
Number of injuries	38	50	20	27	33
- of which serious, where the initial prognosis is more than 40 days	0	1	0	1	0
- of which fatal	0	0	0	0	0
Number of hours worked ^(***)	8,777,239	8,212,981	7,551,183	7,038,326	6,938,961
TYPE OF OCCUPATIONAL INJURY					
Falling from height	0	1	0	1	0
Traffic accident injury	5	3	5	2	9
Electrocution	0	2	0	2	0
Impact, crushing, cut	15	17	5	7	10
Falling on level ground, slipping	14	18	8	11	10
Manual handling of loads	1	5	1	2	0
Projection of solid fragments and/or other liquid substances	1	3	0	2	2
Other	2	1	1	0	2

^(*) As required by GRI protocols, the definitions adopted are those provided for by the International Labour Organisation (ILO). To aid comparison with other sources, the following notes show the figures for the same indicators calculated using alternative formulae.

^(**) Compared with that reported in the 2019 Sustainability Report, the number of injuries dropped from 34 to 33 in that INAIL recognised one injury as an illness, with a consequent restatement also of the 2019 injury rate.

^(***) From 2020, the figure for the number of hours worked includes the hours worked by senior management and hours of training.

Injury rate. The number of injuries registered and reported to the competent social security office, divided by the number of hours worked during the year, multiplied by 200,000 (corresponding to 50 working weeks x 40 hours x 100 employees).

To aid comparison with other sources, the injury rate is also calculated in accordance with the UNI 7249:2007 Standard. This indicator has been calculated using a multiplication factor of 1,000,000 rather than 200,000 (thereby obtaining a rate that is 5 times the corresponding ILO rate). Based on this method of calculation, the injury rate, in 2021, is **4.3 including Terna, Tamini and Brugg Switzerland; 2.6 for Terna. In 2020, the rate was 3.8 for Terna and 4.8 in 2019** (figure restated following the reduction in the number of injuries from 34 to 33).

Fatality rate. The number of fatalities registered and reported to the competent social security office, divided by the number of hours worked during the year, multiplied by 200,000 (corresponding to 50 working weeks x 40 hours x 100 employees).

Serious injury rate. The number of injuries where the initial prognosis is more than 40 days registered and reported to the competent social security office, divided by the number of hours worked during the year, multiplied by 200,000 (corresponding to 50 working weeks x 40 hours x 100 employees).

To aid comparison with other sources, the lost day rate is also calculated in accordance with the UNI 7249:2007 Standard. This indicator has been calculated using a multiplication factor of 1,000,000 rather than 200,000 (thereby obtaining a rate that is 5 times the corresponding ILO rate). Based on this method of calculation, the serious injury rate, in 2021, is **0 for Terna, Tamini and Brugg Switzerland, whilst the figure was 0.1 in 2020. The serious injury rate for Terna based on this method of calculation, in 2021, is 0; 0.1 in 2020 and 0 in 2019.**

As regards Tamini, injuries in 2021 are primarily due to uncoordinated movements and inattentive use of work equipment. A specific training course designed to improve workers' levels of concentration during the use of carpentry tools was held during the year.

For the purposes of comparison with previous reports, the table below shows the lost day rate, the occupational disease rate and the absenteeism rate.

OTHER INDICATORS - OCCUPATIONAL INJURIES SUFFERED BY TERNA EMPLOYEES - GRI-ILO DEFINITIONS ^(*)

	TERNA, TAMINI, BRUGG SWITZERLAND		TERNA		
	2021	2020	2021	2020	2019
Lost Day Rate ^(**)	25.90	47.90	16.85	40.07	35.77
Occupational Diseases Rate	0	0.02	0	0.03	0
Absenteeism Rate	4,447.1	5,950.9	3,718.6	5,246.5	6,378.6

^(*) As required by GRI protocols, the definitions adopted are those provided for by the International Labour Organisation (ILO). To aid comparison with other sources, the following notes show the figures for the same indicators calculated using alternative formulae.

^(**) Compared with the information published in the 2019 Sustainability Report, the lost day rate for 2019 has declined as INAIL has classified one injury as a disease.

Lost Day Rate. The ratio of days lost due to injury to the number of hours worked during the year, multiplied by 200,000. The days lost are calendar days and are counted from the day on which the injury occurs.

To aid comparison with other sources, the lost day rate is also calculated in accordance with the UNI 7249:2007 Standard. This indicator has been calculated using a multiplication factor of 1,000 rather than 200,000. Based on this method of calculation, the lost day rate, in 2021, is **0.13 for Terna, Tamini and Brugg Switzerland. For Terna, the lost day rate, in 2021, is 0.08; 0.20 in 2020 and 0.18 in 2019.**

Occupational Diseases Rate. The total number of cases of occupational disease divided by the number of hours worked during the year, multiplied by 200,000. In 2020, one case of occupational disease was reported by Terna.

Absenteeism Rate. The number of days of absence due to illness, strikes, injuries and leave out of the number of days worked in the same period, multiplied by 200,000. To aid comparison with other sources, this indicator has been calculated as a percentage of the days worked. Based on this method of calculation, the absenteeism rate, in 2021, is **2.2 for Terna, Tamini and Brugg Switzerland. For Terna, in 2021, it is 1.9; 2.6 in 2020 and 3.1 in 2019.**

The figures for workers employed by contractors are shown below, whilst additional information contractors' health and protection safety measures is provided on page 200.

Scenarios,
strategy and the
creation of value

Corporate governance,
risk management
and opportunities

The Group's
business

Intangible
capitals

Natural
capital

About NFS

Independent limited
assurance report on
the NFS for 2021

Annexes

OCCUPATIONAL INJURIES SUFFERED BY CONTRACTORS AND SUB-CONTRACTORS - GRI-ILO

DEFINITIONS ^(*) ^(**)

	2021	2020	2019 ^(**)
Injury rate	0.87	1.13	1.57
Fatality rate	0	0.06	0.04
Serious injury rate where the initial prognosis is more than 40 days	0.09	0.09	0.07
Number of injuries	29	38	44
- of which serious, where the initial prognosis is more than 40 days	3	3	2
- of which fatal	0	2	1
Number of hours worked	6,687,917	6,721,754	5,599,272
TYPE OF OCCUPATIONAL INJURIES			
Falling from height	0	1	3
Traffic accident injury	1	2	1
Electrocution	0	1	0
Impact, crushing cuts	15	20	22
Falling on level ground, slipping	10	7	9
Burns	0	1	1
Manual handling of loads	3	5	4
Projection of solid fragments and/or liquid substances	0	0	1
Other	0	1	3

^(*) As required by GRI protocols, the definitions adopted are those provided for by the International Labour Organization (ILO). To aid comparison with other sources, the following notes show the figures for the same indicators calculated using alternative formulae.

^(**) This table does not include data regarding Tamini as the nature of the company's business does not involve the major use of contractors or subcontractors. As a result, the table does not show hours worked by the employees of contractors or subcontractors. There were no injuries in 2021. Moreover, data for Brugg Switzerland has not been included as it is not available.

^(***) It should be noted that the figures for 2019 differ from those published in previous reports as the criteria used to calculate the hours worked by contractors' employees have been revised.

Injury Rate. The number reported corresponds to injuries entailing at least one day's absence from work, divided by the number of hours worked during the year, multiplied by 200,000 (corresponding to 50 working weeks x 40 hours x 100 employees).

To aid comparison with other sources, this indicator has been calculated using a multiplication factor of 1,000,000 rather than 200,000 (thereby obtaining a rate that is 5 times the ILO rate). Based on this method of calculation, the injury rate, in 2021, is **4.3; 5.7 in 2020 and 7.9 in 2019**.

2021 saw continuation of the monitoring of construction sites and injuries to people employed by contractors to ensure the correct application of existing safety regulations and technical procedures. Only one serious injury was reported during the year involving personnel employed by a contractor carrying out work for Terna's overseas companies.

"HEALTH AND SAFETY" TARGET

KPI AND TARGETS IN THE INDUSTRIAL PLAN 2021-2025



KPI	2021		TARGET			
	TARGET	RESULT	2022	2023	2024	2025
Safety indicator	≤ 1	0.49	≤ 1	≤ 1	≤ 1	≤ 1

Safety, the environment and human rights at contractors' construction sites

The figure for the number of staff employed by contractors and subcontractors in 2021 is in line with the figure for 2020. These figures are especially significant as they reflect Terna's ability to maintain employment levels in the downstream supply chain during the period of the pandemic.

EU17 >

EMPLOYEES OF CONTRACTORS AND SUBCONTRACTORS ^(*) ^(**)

	2021	2020	2019
Number of days worked	879,989	884,441	736,746
Full Time Equivalent	4,000	4,020	3,349

^(*) The figures take into account the duration of contracts and the variable nature of the related workforce and pertain to the different types of contracts awarded by Terna, ranging from major works to those for cutting back vegetation located under power lines. The number of working days and FTEs are estimated on the basis of average daily attendances at the largest sites and the value of the works contracted out at smaller sites. Further information about the types of contract used by contractors is not available. Finally, it should be noted that the figures for 2019 differ from those published in previous reports as the criteria used to calculate the hours worked by contractors' employees have been revised.

^(**) This table does not include data regarding Tamini as the nature of the company's business does not involve the major use of contractors and/or subcontractors. As a result, the table does not show hours worked by the employees of contractors and/or subcontractors. Moreover, data for Brugg Switzerland has not been included as it is not available.

EU18 >

Given the substantial use of external labour at Terna's construction sites, works contracts are subject to stricter rules, not only in terms of qualification, but also regarding management, with particular reference to occupational safety, the requirements of which are excluded from any lowest price concerns during the award process.

During the qualification process, Terna requires evidence of documented procedures to protect workers' health and safety. For companies from sectors deemed most significant from an environmental and safety point of view, an in-depth analysis of management practices is required.

Terna requires additional qualification from contractors, specifically regarding:

- their personnel's knowledge of Italian;
- adequate specific training for all construction site workers on the use of personal protective gear, on the risks set out in the Safety and Coordination Plan and in the Operational Safety Plan and on the operating procedures and the environmental protection measures set forth in the specific operating procedure "Management of environmental aspects during construction" appended to each individual contract;
- attendance at training courses for certain specific roles (e.g., workers involved in the assembly and maintenance of overhead power lines, PES (expert person) and PAV (warned person) in compliance with the CEI 11-27 Standard, workers assigned to cutting back vegetation, site managers, foremen and safety officers;
- appointment of a Prevention and Protection Service Manager, a construction site safety representative, a crisis manager and deputy and an appointed physician;
- a requirement that the contracts entered into with contractors include the need to keep records of injuries occurring during the year.

The actual implementation of training is verified via the "Qualified Company Personnel" online platform. In order to minimise the risk of violation of human and labour rights to the detriment of contractors' employees, in addition to specific information on key contracts, Terna requires a copy of an insurance policy taken out to cover third-party liability and damage to persons and property, including assets owned by the contractor, for the entire duration of the works and for an amount commensurate with the nature of the works. A copy of the contractor's records of social security and pension contribution payments is also required.

Scenarios,
strategy and the
creation of valueCorporate governance,
risk management
and opportunitiesThe Group's
businessIntangible
capitalsNatural
capital

About NFS

Independent limited
assurance report on
the NFS for 2021

Annexes

From 2019, all works and supply contracts involving work onsite contain a requirement to provide the information needed to, on the one hand, closely monitor and assess injuries to contractors' personnel and, on the other, acquire the data necessary to compute contractors' injury rates.

Terna has drawn up a preventative safety and environmental protection monitoring system for construction sites, broken down into two levels:

- First level: the contracting entity is entrusted with monitoring, via checks, the work carried out by the Construction Safety Manager and the contractors. 44 checks were carried out in 2021;
- Second level: Terna (Health & Safety Environment Department) is responsible for spot checks designed to monitor the entire management and control process at construction sites.

Regarding the environmental checks provided for in the second level, 20 construction sites were monitored in 2021 in connection with the following aspects:

- Organisation of sites and traffic;
- Site documentation;
- PPE, equipment and machinery;
- Phases of the project and operational risk;
- Checks on the work of safety coordinators;
- Waste management;
- Excavated soil and rocks;
- Site equipment storage management;
- Hazardous substances and accidental spills;
- Rainwater and supplies;
- Dust and sediment emissions;
- Noise;
- Site-specific characteristics and planning consent regulations.

None of the checks produced evidence of any critical issues. Finally, together with companies that are members of ANIE (National Federation of Electro-technical and Electronic Businesses) and leading Italian operators of networks and infrastructure, Terna sets up and takes part in technical committees. The aim is to share experiences and regulatory interpretations in order to ensure ongoing improvements with regard to health and safety at the workplace.

Industrial relations⁶³

< 402-1

Staff engagement is also achieved via structured dialogue with labour union representatives.

All Terna's employees are covered by collective bargaining agreements, the national collective labour agreement adopted by companies in the electricity sector⁶⁴.

In 2021, the unionisation rate of Terna's workforce was 43.7%, with membership concentrated among the largest trade unions.

Relations between Terna and the trade unions are regulated, at Group level, by the "Industrial relations system protocol", which sets out the terms of bargaining, dialogue, consultation and prior and/or specific reporting. In line with current regulations, relations between trade unions the entire Group's workforce are facilitated via provision of dedicated space and notice boards at each workplace.

⁶³ The data reported in this section do not include Tamini Trasformatori S.r.l. or Avvenia.

⁶⁴ All Terna's employees are covered by the national collective labour agreement for the electricity sector. Tamini Group employees are covered by the national collective labour agreement for the engineering sector; Avvenia's employees by the national collective labour agreement for trading companies.

The involvement of trade union organisations in the event of organisational changes, a central pillar of industrial relations, is governed by legislation, industry contracts and company agreements. In accordance with trade union agreements in force at Terna, in the event of significant organisational changes, preliminary discussions are held with trade unions.

In the three-year period 2019-2021, negotiations with trade unions led to the signing of **41 agreements**. Finally, in 2021, meetings were held by both the Bilateral Training Committee (2 meetings) and the Bilateral Health, Safety and Environment Committee (2 meetings), in order to boost dialogue, discussion and participation in these areas.

Regulation of industrial action in the electricity service sector

In the event of industrial action, the essential services needed to ensure continuity of service are regulated by the National Labour Union Agreement signed in February 2013. As far as Terna is concerned, some shift workers who work in dispatching (real-time monitoring of the national electricity system; the remote operation of transmission plants; checks on production plans and the procurement of production resources; the monitoring coordination and operation of IT system; ancillary services and infrastructures used in dispatching) and staff from the Security Operations Centre are prohibited from taking part in industrial action.

Whilst entitled to suspend their normal duties during a strike, staff on call are obliged to ensure that they are contactable, even during the hours scheduled for the strike.

PC3

Company welfare

Employment conditions at Terna rank well above the Italian average. Company welfare comprises a host of initiatives, opportunities and services that the Company offers its employees, including those on part-time contracts and apprenticeships, in order to enhance their well-being and work-life balance.

401-2 >

The pandemic has transformed many aspects of our daily lives, including ways of working. For this reason, Terna is redefining them through “NexTerna”, a cultural transformation programme designed for the entire workforce (see pages 52 and 193).

In line with the NexTerna programme’s aims, all of the welfare services provided by Terna have been mapped out so as to increase awareness and use of such services throughout the Company. At the same time, they have been classified in the following seven categories, so as to make it easier to identify the areas of greatest interest:

PC1

201-3 >

403-6 >

Pensions and Health, refers to a supplementary pension scheme, designed to supplement the state pension provided by INPS, and prevention campaigns promoted by the Company for its people. Details are also given on the healthcare plan that provides services not only to Terna employees but also to their dependents.

Loans and insurance focuses on currently available forms of financial aid and insurance. Terna offers its employees a range of insurance policies that cover numerous events, both occupational and non-occupational, and the chance to obtain loans or request an advance on their severance indemnities under certain circumstances.

Family comprises welfare initiatives pertaining to employees and their loved ones. It provides information on the favourable conditions, compared with those set out in the National Collective Labour Agreement, adopted by the Company and the in-house projects devoted to infants and small children, such as the crèche set up at our offices in Rome.

Scenarios,
strategy and the
creation of valueCorporate governance,
risk management
and opportunitiesThe Group's
businessIntangible
capitalsNatural
capital

About NFS

Independent limited
assurance report on
the NFS for 2021

Annexes

Work-life balance comprises initiatives that make it easier for employees to balance their work and private lives. The Company offers ever more varied options such as, by way of example, flexible hours, the conversion of accumulated overtime hours worked into leave and recourse to structured remote working.

Performance-linked bonus refers to the management and use of company incentives relating to the performance bonus. In 2021, Terna consolidated an initiative begun in 2018 that enables Group employees to use a part of their performance-linked bonus to purchase goods and services or to make supplementary pension contributions. In 2021, the offer was updated to be in line with the reference market, adding the possibility to convert the bonus into vouchers that can be used on leading e-commerce platforms. The vouchers are completely tax exempt thanks to favourable legislation on fringe benefits.

Culture, Sport and Leisure contains special offers in the realm of entertainment and well-being. Through the ARCA association, Terna promotes and realises leisure activities at favourable conditions and activities for children, young people, families and the elderly. In 2021, the company gym located at Via Galbani 55 was opened.

Special agreements, with agreements and offers in various sectors and product categories, agreed by the Company with local businesses and organisations.

< 401-3

Care for children and other family members

Italian law regulates maternity leave and parental leave and provides general coverage. In comparison, Terna offers more favourable conditions, in application of the National Labour Contract for the industry and company agreements.

The most important measures include:

- Five months paid maternity leave, provided to the mother before and after birth. Terna guarantees full pay compared with the 80% provided for by law;
- An additional six months of parental leave may be taken on 30% pay. Terna has raised this amount to 45% and 40%, respectively, in the first and then in the second and third months of the period. Paternity leave may also be taken, up to a maximum of eleven months of total leave taken by both parents. If not used in the first six years of a child's life, the leave may be taken later up to when the child turns twelve, but in the form of unpaid leave;
- Unpaid leave, with no restrictions on use, in the event of illness of children under the age of 3;
- Three days per month, also in the form of hours, of paid leave to look after children or other family members with serious disabilities;
- Special leave for two years in the event of a child or other close relation having a serious disability;
- More flexible work hours for parents with children attending junior high school.

Under a specific union agreement signed in 2017, Terna has also introduced additional measures to improve work-life balance and further support parenthood. This agreement grants half a day's leave to accompany one's children on their first day of primary school and an additional five days of paid leave, including that set by regulatory provisions.

Finally, the "MiniWatt" crèche for infants, toddlers and pre-schoolers ranging in age from 6 months to 3 years set up at the Company's Rome offices at Via Galbani 55 was opened.

401-3 >

The table below shows the number of employees who have taken at least 29 days' parental leave.

	TERNA, TAMINI, BRUGG SWITZERLAND		TERNA		
	2021	2020	2021	2020	2019
Total	30	31	29	30	18
- women	28	26	27	25	15
- men	2	5	2	5	3

With the exception of one Tamini staff member, employees taking parental leave in the three-year periods shown subsequently returned to work. In 2021, 22 of Terna's personnel and 1 person employed by Tamini took compulsory maternity leave.

406-1 >

405-2 >

405-1 >

PC4



Diversity and equal opportunities

Terna uses staff selection, development and compensation systems that recognise and reward merit. All forms of discrimination, starting with the selection and recruitment process, are explicitly prohibited by the Group's Code of Ethics and Guidelines (e.g., its Human Rights Policy). The Board of Directors approved the **Diversity & Inclusion Policy** in 2021. This formalises Terna's commitment to promoting and protecting diversity and to preventing and punishing any form of discrimination and harassment⁶⁵.

Women in leadership: the EmpowHer project

Within the scope of the "Inclusive leadership" topic area of the NexTerna programme, we are implementing our EmpowHer project. This aims to promote talented women within the Company as part of a female leadership model based on inclusion, dialogue, engagement and relationships.

EmpowHer has four distinct threads, all sharing the same goal of encouraging people to think about the contribution made by gender diversity in helping to create a more inclusive working environment. These threads are:

- **Voice Out**, an ideas competition to encourage the emergence of structured proposals for enabling women within the Company to contribute and participate more;
- **Role Model Talks**, five meetings during which the Sky Tg24 journalist, Monica Peruzzi, conducted live interviews with five women – the first with the Chairwoman, Valentina Bosetti – whose personal development stories can inspire others;
- **Scholarships**, four overseas scholarships offered by the Company and organised with the support of the Intercultura Foundation for the daughters of Terna personnel, who are offered the opportunity to have a multicultural educational experience;
- **Job Shadowing**, providing the chance to work alongside men and women in senior or middle management roles for a period of two working days, offered to young female graduates under 30 years of age.

⁶⁵ Reports of any conduct that breaches the principles contained in the Policy, including harassment or any form of physical and/or psychological abuse, are to be made through the Whistleblowing channel. It should be noted that in 2021 there were no episodes of discrimination and harassment.

Scenarios,
strategy and the
creation of valueCorporate governance,
risk management
and opportunitiesThe Group's
businessIntangible
capitalsNatural
capital

About NFS

Independent limited
assurance report on
the NFS for 2021

Annexes

The vast majority of employees are men, due to a traditional shortage of female labour for more technical and operational roles. Nonetheless, the presence of women is increasing, partly reflecting general labour market trends, which show that female participation is on the rise.

The percentage of women in the total workforce in Italy was 9.0% at the end of 2005 (the year in which Terna became an independent company). This figure has grown steadily since then, registering 15.6% at the end of 2021. In the same year, 30.2% of hires, not taking into account blue-collar workers, were women (24.4% in 2020; 30.2 including Tamini and Brugg Switzerland).

The main indicators chosen by Terna to monitor the equal treatment of men and women show that the management and development systems adopted do not disadvantage women. Notably, in 2021, **the percentage of female managers out of the total of managers (20.9%) was once again higher than the percentage in relation to the total number of employees, without taking into account blue-collar workers (20.7%)**. Remuneration data also show moderate pay gaps for office staff and middle managers, with wider gaps for senior managers, although the number of people considered is smaller and pay gaps are consequently more influenced by the nature of the related roles and the fact that there are few incoming and outgoing staff.

EQUAL OPPORTUNITIES FOR MEN AND WOMEN

PERCENTAGES	TERNA, TAMINI, BRUGG SWITZERLAND		TERNA		
	2021*	2020	2021	2020	2019
<i>Pay gap between men and women as a %⁽¹⁾</i>					
Senior managers	86.3	83.5	85.1	83.1	83.0
Middle managers	95.0	94.3	95.7	95.3	94.6
Office staff	96.7	97.8	99.5	100	99.4
<i>Remuneration gap between men and women as a %⁽²⁾</i>					
Senior managers	79.8	86.8	77.9	87.7	81.4
Middle managers	95.6	94.7	96.3	95.8	95.1
Office staff	92.2	93.5	94.7	95.3	96.4

⁽¹⁾ Terna and Tamini do not employ women among their blue-collar personnel. If the scope is extended to include Brugg, there are 2 women in the blue-collar category. At Brugg Switzerland, the only company for which there is any sense in computing the pay gap, the figure is 101.9 and 101.7, based on overall remuneration.

⁽¹⁾ This figure is based on the annual basic pay of women in the different categories as a percentage of the annual basic pay of men in the same category. This figure has not been calculated for blue-collar workers as there are no women in this category.

⁽²⁾ This figure is based on the total annual remuneration of women in the different categories as a percentage of the total annual remuneration of men in the same categories. In addition to basic pay, total pay also includes productivity bonuses, various forms of incentive and the value of benefits received during the year.

< 202-2

Almost all employees are Italian citizens (only 36 employees have foreign citizenship).

At 31 December 2021, Terna employed 151 people from legally protected categories (144 in 2020 and 142 in 2019), in line with the regulations applicable to the Company. Additional indicators regarding equal opportunities are provided in the "Key indicator tables" (published in the "Sustainability" section of the website at www.terna.it).

Social and relationship capital

BM1

The quality of Terna's social and relationship capital is determined by the ability to listen to groups who, for various reasons, have relations with the Company ("stakeholders"⁶⁶), taking their interests into account and analysing their compatibility with the specific interests of the Company and the obligations established by the concession, so as to be able to adopt a coherent and transparent course of conduct. This is in line with the principles set out in the new "Corporate Governance Code"⁶⁷, which assigns the Board of Directors, among others, responsibility for fostering *"dialogue with shareholders and the Company's other key stakeholders in the forms considered most appropriate"*.

With this awareness, Terna has drawn up a stakeholder map and built **specific engagement programmes** to identify actions to be undertaken to optimise current engagement methods and listen to the most influential stakeholders on a periodic basis, thus avoiding the risk of failing to promptly identify any problems.

The tools developed by the Company to manage its social and relationship capital include two specific sets of guidelines. The first defines the **stakeholder management model**, while the second focuses on **the engagement of local stakeholders in Terna's grid planning activities**.



⁶⁶ Stakeholders are persons and/or organisations that can influence or be influenced by the Company's activities.

⁶⁷ The new "Corporate Governance Code" was approved by Borsa Italiana's Corporate Governance Committee in January 2020. Companies adopting the Code must apply it from the first financial year beginning after 31 December 2020, announcing this to the market in the corporate governance report to be published in 2022. The Code is available at the following link: <https://www.borsaitaliana.it/comitato-corporate-governance/codice/2020.pdf>

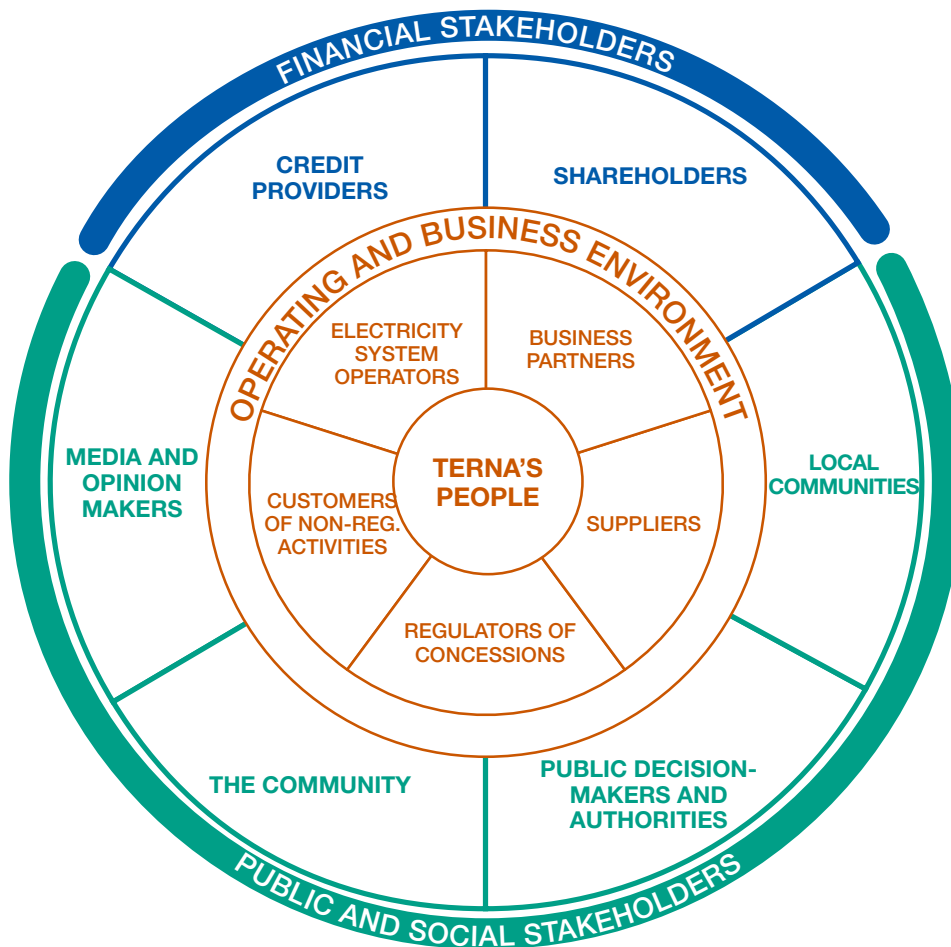
Scenarios,
strategy and the
creation of valueCorporate governance,
risk management
and opportunitiesThe Group's
businessIntangible
capitalsNatural
capital

About NFS

Independent limited
assurance report on
the NFS for 2021

Annexes

STAKEHOLDER MAP



To be able to offer greater accessibility, but also to provide information on the electricity system and, more generally, to develop an energy culture, Terna has put in place **a number of dialogue and communication channels**. These are diversified by type of audience, language and purpose (e.g., requests for information, suggestions, observations and complaints).

The easiest way to contact Terna is by using one of the various e-mail addresses provided on the website at www.terna.it. E-mails from employees are sent via the intranet⁶⁸. A list of "Contacts" is provided in the menu on the homepage of the website, which provides guidance to anyone wanting to communicate with the Company. This page also lists the certified e-mail addresses to use for communications that must meet this requirement. The website homepage also provides access to Terna's **social channels**, which, each in its own characteristic and specific way, increasingly offer an opportunity for integrated interaction with stakeholders, ranging from authorities to local communities, and from Terna professionals to the world of universities and research. In 2021, the community that follows Terna on its main profiles (Facebook, Twitter, LinkedIn, Instagram) grew by 27%. Content views (up 180%) and user engagement (up 22%) via published posts also increased compared to 2020.

For electricity operators and suppliers, Terna has **four separate company portals** (GAUDI, MyTerna, the Procurement Portal and the Supplier Qualification Portal), as well as a dedicated call centre, which may be reached via a toll-free number (800-999333).

⁶⁸ For example: sostenibilita@terna.it, investor.relations@terna.it, azionisti.retail@terna.it, ufficio.stampa@terna.it, etc.

The GAUDI portal

The GAUDI portal, which may be accessed by producers, distributors, dispatching users, ARERA and Italy's Energy Services Company (GSE), was created by Terna⁶⁹ to manage the Consolidated Power Generation Plant Register and the relative production units at national level, and to streamline communications between the various actors in the power generation sector.

Via a unique CENSIMP code⁷⁰, the platform records all the generation plants and the individual units that comprise them, of any size (from the databases of non-significant UPN6 and significant RUP production units) or source (conventional, renewable, cogeneration and storage systems), covering a total of **over 1,000,000 units** at 31 December 2021.

Via a dedicated control panel, the portal enables the status of each plant to be monitored - from authorisation to connection, and the market qualification process – as well as all the changes to the plant and to commercial aspects that occur during a plant's operation, with a view to ensuring full interoperability with distributors and the GSE.

DATA RECORDED ON THE GAUDI PLATFORM AT 31 DECEMBER 2021

SOURCE	NO. OF PLANTS	INSTALLED POWER	POWER INPUT
Solar	1,015,239	22,566 MW	=
Hydroelectric	4,648	26,023 MW	=
Wind	5,777	11,322 MW	=
Thermoelectric	6,922	=	57,360 MW

MyTerna portal

My Terna is the portal for electricity operators, consisting of an advanced platform developed with a view to optimising commercial relations through the introduction of a **Customer Relationship Management (CRM)** system providing a single, integrated platform for interacting with Terna.

Among other things, the CRM system allows users to: manage and update their data, request connections to the NTG, manage contracts, contact Terna and view information.

Procurement and supplier qualification portal

The initial encounter between Terna and suppliers (potential or otherwise) takes place in specific sections of the **Procurement** and **Supplier Qualification Portal** at www.terna.it, where it is possible to find information about calls for tenders, participate in online tenders and complete the qualification procedure in order to be included in the list of approved suppliers.

In 2021, approximately **1,700** requests for assistance were received via the Supplier Qualification mailbox, which were dealt with within the deadlines set out in the Company's procedures.

In 2021, **1,316** requests for online assistance with the Procurement Portal were received from suppliers, all of which were dealt with within the deadlines set out in the Company's procedures.

Communication

In 2021, the Group's communication generated coverage via the release of a total of 27,321 items (up 16% on 2020), including traditional (newspapers, periodicals, radio and TV) and online media. In detail, 4,561 press articles appeared (in line with 2020), including 2,204 in the local press (up 10% on 2020). The Company featured 522 times in broadcasts by leading TV and radio channels (up 27% on 2020), whilst 22,238 articles were posted on leading websites (up 21% on 2020).

⁶⁹ In compliance with Resolution ARG/elt 124/10.

⁷⁰ Already established in a special database by Resolution ARG/elt 205/08.

Scenarios,
strategy and the
creation of valueCorporate governance,
risk management
and opportunitiesThe Group's
businessIntangible
capitalsNatural
capital

About NFS

Independent limited
assurance report on
the NFS for 2021

Annexes

In 2021, in order to promote the spread of a well-informed energy culture and facilitate broad awareness of the electricity sector, in which Terna plays the role of driver and enabler of the ecological transition towards a sustainable, low-emission system, the Company developed a new Development Plan application and an integrated platform regarding the decarbonisation of Italy. Via these two new initiatives, Terna continues and strengthens our commitment to ever greater transparency and the spread of information and data, specific expertise and in-depth knowledge of the national electricity system.

For the first time, Terna has dedicated an app to the 2021 Development Plan, which illustrates key infrastructure projects and works. Available since July 2021, the **Grid Development** app enables all citizens to learn about the key works planned for the ecological transition and, with augmented reality, to explore additional content such as the local context, the planning process, the development works and the benefits for the system.

At the COP26 meeting held in Glasgow (31 October - 12 November 2021), Terna launched the **Terna4Green** project to monitor Italy's progress towards decarbonisation, in line with the targets set out in the National Energy and Climate Plan (PNIEC) and international sustainable development goals. This digital platform, the first and only one of its kind, enables real-time comparison and correlation of thousands of data points and estimates regarding Italian electricity production with data regarding carbon dioxide emissions into the atmosphere.

In 2021, Terna obtained **BIC - Best in Media Communication** certification from Fortune Italy, in collaboration with Eikon Strategic Consulting. The experts praised Terna's *"excellent reputational positioning, journalists' appreciation of the clarity of information provided, and highly effective communication of the image of a sound and growing company, which is a leading player in the energy transition and an innovation partner capable of generating value for local communities"*. This prestigious award confirms the effectiveness of Terna's revamped communication strategy, as demonstrated by the corporate television campaign. In 2021, the Company produced a 30-second video to present its role in driving the Italian electricity system and the ecological transition. The highlight of the commercial was the corporate payoff "Driving Energy", adopted by Terna to coincide with the presentation of our 2021-2025 Industrial Plan.

At the end of 2021, Terna realized a book of photographs entitled **Driving Energy 2021**, including over 80 snapshots, focusing on the faces, values and unique and distinctive skills of the people involved in the daily management of the national electricity grid. The artistic images, photographed in the Company's eight departments/districts, illustrate the variety of work that specialist technicians carry out on electricity infrastructure.

For the second consecutive year, Terna leads the way in Italy and Europe in terms of the quality of our digital communication

The Webranking by Comprend 2021-2022 study on the quality and transparency of the digital communication of listed companies, carried out in collaboration with Lundquist, **ranked Terna number one in Italy and Europe for the second consecutive year**. Ranked first among the 111 biggest Italian blue chips and among the 500 largest companies in Europe by market capitalisation, with a record score of 95.9 out of 100, the study acknowledged Terna's excellence in terms of the credibility, transparency and accessibility of information presented on the corporate website and on the main financial and ESG-related social channels, also to reinforce the Terna's role in energy transition. According to the study, Terna stood out among the best companies for its presentation of our commitment to sustainability, the information provided on governance, and its ability to attract young talent and job seekers. The Company was also deemed to be a best practice benchmark for communication addressed to investors and financial analysts.

DIALOGUE WITH STAKEHOLDERS

FINANCIAL SPHERE

Shareholders *Controlling shareholders, institutional equity investors, retail shareholders, financial analysts, proxy advisors, SRI investors, ESG analysts and rating agencies.*

RELATIONAL AND MONITORING PROCEDURES

Road shows, conference calls, presentations, dedicated meetings, website ("Investors" section of www.terna.it); telephone numbers (for institutional investors: +39 06 8313.8282; for the generality of shareholders: + 39 06 8313.8136) and dedicated e-mail addresses (for institutional investors: investor.relations@terna.it; for the generality of shareholders: azionisti.retail@terna.it). ESG ratings.

ACTIVITIES IN 2021

Five email enquiries were received from non-institutional shareholders (6 in 2020 and 11 in 2019), which concerned information on the Company's business and dividend payments.

At the Shareholders' Meeting held on 30 April 2021, 1,713 shareholders were duly represented, solely through the Appointed Representative, accounting for 1,341,018,898 ordinary shares, or 66.7% of the share capital.

LENDERS *Banks, rating agencies, debt investors, international financial institutions, national and international public lenders.*

RELATIONAL AND MONITORING PROCEDURES

Incontri periodici; Documentazione informativa dedicata; Rating.

ACTIVITIES IN 2021

Terna maintains ongoing relations with all potential lenders. Numerous meetings are scheduled during the year, including conference calls and in-person meetings, with a view to encouraging information sharing with banks and institutional investors. Every year the Company meets the rating agencies at management meetings. The agencies that currently assess Terna's creditworthiness are S&P's, Moody's and Scope. Finally, conference calls are organised to explain the Group's financial strategies, to carry out the reconciliation and reclassification of the financial statements in accordance with the agencies' criteria, and to provide details of the financial rationale that the rating agencies take into account when assigning a rating.

OPERATIONAL AND BUSINESS SPHERE

REGULATORS OF CONCESSION ACTIVITIES *ARERA, Ministry for Economic Development, European regulators.*

RELATIONAL AND MONITORING PROCEDURES

Formal reports and communications within regulated processes; transmission of information and assessments in response to specific requests or at Terna's initiative.

ACTIVITIES IN 2021

Ongoing activities with ARERA's offices and Board, and with the Ministry for Economic Development.

ELECTRICITY SYSTEM OPERATORS *Distributors, producers, applicants for connection to the NTG, wholesalers, associations representing industry operators, other organisations in the electricity supply chain, interruptible customers, other network operators (TSOs), industry bodies, other owners of the NTG.*

RELATIONAL AND MONITORING PROCEDURES

Grid Code Consultation Committee; relations envisaged and regulated by the Grid Code; "operator consultation" box on Terna's website; "My Terna" portal for dispatching users, including a dedicated call centre; the GAUDI portal for integrated management of plants and production units; specific meetings and participation in organised working groups.

ACTIVITIES IN 2021

The Consultation Committee is a technical body chaired by Terna in which the various categories of users are represented through the participation of ARERA and the Ministry for the Ecological Transition as observers. In 2021, the Committee was involved in the preparation of the 2021 Development Plan. Over the year, Terna organised a number of discussion initiatives with operators to share knowledge about the specific context and to illustrate the changes taking place in the regulatory framework. These included:

- webinar for the 2021 Development Plan consultation;
- webinar to explain the assessment methodology used for the resilience indicator of the NTG;
- in collaboration with the GME, a webinar to explain the process of integrating the electricity market within the European Single Intra-Day Coupling and the new rules for coordinating the Intra-Day Market and the Dispatching Services Market, which serve the operational launch of the XBID project and the complementary Intra-Day auctions within the national electricity market;
- in collaboration with the Greek TSO, a webinar to illustrate the methodology for calculating the interzonal capacity to be allocated in the day-ahead and intraday markets on the Italian market zone borders and on the Italy-Greece border.

PEOPLE WITHIN THE ORGANISATION *Employees, governance bodies, collaborators, labour unions, the training system, workers' representatives..*

RELATIONAL AND MONITORING PROCEDURES

Direct, sample-based surveys; internal communication initiatives; focus groups on specific topics; consultations, discussions and negotiations with trade unions.

ACTIVITIES IN 2021

See the section on "Human capital" on page 192.

SUPPLIERS *Core, non-core and potential suppliers, trade associations..*

RELATIONAL AND MONITORING PROCEDURES

Procurement portal; supplier qualification portal; face-to-face meetings; post-tender feedback; discussion round tables with associations.

ACTIVITIES IN 2021

See the paragraph "Supply chain sustainability" on page 186.

Scenarios,
strategy and the
creation of value

Corporate governance,
risk management
and opportunities

The Group's
business

**Intangible
capitals**

Natural
capital

About NFS

Independent limited
assurance report on
the NFS for 2021

Annexes

OPERATIONAL AND BUSINESS SPHERE *(continued)*

BUSINESS PARTNERS *Business partners, subsidiary companies, interconnector line customers, public safety organisations, applied research institutes, business developers.*

RELATIONAL AND MONITORING PROCEDURES

Partnership agreements; protocols; meetings for specific projects; structured partnerships.

ACTIVITIES IN 2021

Over the years, Terna has signed partnership agreements with institutional bodies (for example, Guardia di Finanza - Finance Police; Fire Brigade, etc.), comprising forms of collaboration that support the Group's activities.

CUSTOMERS (Non-regulated Activities) *Non-regulated business customers, potential customers.*

RELATIONAL AND MONITORING PROCEDURES

Dedicated meetings.

PUBLIC AND SOCIAL SPHERE

PUBLIC DECISION MAKERS AND AUTHORITIES *Ministries with relevant competences regarding the electricity sector, other government bodies, regions and their bodies, Parliament and Commissions, EU institutions; other regulatory and supervisory institutions, the judiciary, Strike Guarantee Commission, national institutions of other countries of interest, international institutions..*

RELATIONAL AND MONITORING PROCEDURES

Regular meetings; formal reporting and communication within regulated processes.

Since 2016, Terna has been on the Transparency Register, established by the Ministry for Economic Development to guarantee transparency and the traceability of meetings with the Ministry's top officials.

ACTIVITIES IN 2021

On 2 February 2021, Terna took part in a hearing before the Senate Industry Committee as part of an investigation regarding the rationalisation, transparency, and cost structure of the electricity market and the effects on users' bills.

On 8 February 2021, Terna sent a memorandum on the proposed National Recovery and Resilience Plan to the Productive Activities Committee of the Chamber of Deputies, which was later sent to the EU Policies Committee and the Senate Budget Committee on 5 March 2021.

On 28 April 2021, the Senate Industry Committee heard testimony on Terna's opinion on the revision of Regulation (EU) no. 347/2013 on trans-European energy infrastructure.

On 17 June 2021, Terna took part in a hearing before the Chamber of Deputies' Constitutional Affairs and Environment Committees regarding Draft 3146 of Law Decree 77/2021, on "Governance of the National Recovery and Resilience Plan and initial measures to strengthen administrative structures and accelerate and streamline procedures".

On 21 September 2021, Terna took part in a hearing before the Joint Committees of the Senate Industry Committee and Territorial Committee regarding the Legislative Decree implementing EU Directive 944/2019 on common rules for the internal electricity market (no. 294), and the Legislative Decree implementing Directive 2018/2001 on the promotion of the use of energy from renewable sources (no. 292).

On 23 September 2021, Terna took part in a hearing before the Productive Activities Committee of the Chamber of Deputies with regard to the Legislative Decree implementing EU Directive 944/2019 on common rules for the internal electricity market (no. 294). On the same day, Terna took part in a hearing organised by the "Finance for Sustainable Infrastructure and Mobility" (FIMS) Research Committee, set up at the Ministry of Infrastructure and Sustainable Mobility regarding issues relating to sustainable finance and the infrastructure sector.

On 19 October 2021, Terna took part in a hearing before the Senate Industry Committee with regard to Law Decree 130/2021 "Urgent measures to reduce the effects of price increases in the electricity and natural gas sectors".

On 16 November 2021, the Productive Activities Committee of the Chamber of Deputies held a hearing as part of a fact-finding investigation regarding energy product price trends.

On 18 November 2021, Terna reported to COPASIR as part of the fact-finding investigation regarding energy security in the ecological transition phase.

On 13 December 2021, Terna took part in a hearing before the bicameral Simplification Committee within the scope of a fact-finding investigation regarding simplification of administrative procedures connected with the start-up and operation of business activities.

MEDIA AND OPINION MAKERS *National and international media, national and international opinion groups, web users, universities, other scientific and research organisations, national and international study and steering groups.*

RELATIONAL AND MONITORING PROCEDURES

Presentation of the 2021-2025 Industrial Plan and the 2021 Development Plan; organisation of seminars, workshops and targeted surveys; collaboration and partnership initiatives; participation in organised working groups; e-mail boxes and profiles on social networks.

ACTIVITIES IN 2021

See the paragraph on "Communication" on page 216.

THE WIDER COMMUNITY *Current and future end users of the electricity service.*

RELATIONAL AND MONITORING PROCEDURES

Website at www.terna.it, social networks, dedicated e-mail addresses (info@terna.it). Periodic sample surveys of the population.

ACTIVITIES IN 2021

See the paragraph on "Community initiatives" on page 222.

LOCAL COMMUNITIES *Landowners affected by grid development, associations representing local interests, media outlets, administrators, local suppliers and sub-suppliers, owners of buildings and land in the vicinity of existing lines, territorial committees, local politicians and opinion makers, infrastructure sector operators, other citizens affected by grid development, other local authorities, other citizens affected by the passage of existing lines..*

RELATIONAL AND MONITORING PROCEDURES

Grid planning consultation process; formal reports and communications within regulated processes; population engagement initiatives ("Terna Incontra" meetings).

ACTIVITIES IN 2021

See the paragraph on "Dialogue with local communities" on page 220.

NFS

BM4

Dialogue with local communities

In line with the guidelines in the 2021-2025 Industrial Plan, focusing on the ecological transition and Terna's role in driving and enabling the process, and with the resulting need to invest in the electricity infrastructure provided for in the Development Plan, the Company makes a major effort to engage with the local communities whose areas are directly impacted.

It is essential to ensure that these stakeholders are correctly informed about the reasons for identifying the work to be carried out and the systemic benefits that local communities will gain as a result. Currently, 87% of investment in electricity infrastructure is covered by engagement initiatives involving local communities.


Terna voluntarily consults on the need for grid development with local authorities and listens to public opinion in order to identify the best possible location for new projects, based on the classification of land according to so-called "ERPA criteria": (Exclusion, Repulsion, Problems and Attraction), and with the support of GIS (Geographic Information System) technology, which includes all information relating to different types of land use and the related protection constraints (regional, naturalistic, cultural, landscape, etc.).

In 2021, Terna held a total of 476 meetings with local authorities, involving around 265 bodies, including authorising bodies, local authorities, civil engineering entities, ministries, regional authorities and other economic operators.

413-1 >

MEETINGS WITH LOCAL AUTHORITIES - 2021

AREA	MEETINGS	BODIES INVOLVED
North-west	113	90
North-east	114	91
Centre-South Adriatic Link	117	32
Centre-South Tyrrhenian Link	132	52
Total	476	265



Scenarios,
strategy and the
creation of valueCorporate governance,
risk management
and opportunitiesThe Group's
businessIntangible
capitalsNatural
capital

About NFS

Independent limited
assurance report on
the NFS for 2021

Annexes

Landowners affected by NTG development

< EU22

The construction of new power lines involves the use of between approximately 30 and 250 square metres of land – usually agricultural – for each pylon.

Although legally authorised to use an expropriation procedure⁷¹ to obtain the use of land, Terna prefers solutions based on mutual consent, involving payment of one-off compensation for easement on private property. Attempts to reach a consensual solution do not always succeed, making enforcement measures necessary. In the case of construction of an electricity substation, which occupies a much larger area, Terna usually buys the necessary land.

POWER LINE EASEMENTS

< 413-2

LANDOWNERS* AFFECTED BY THE CONSTRUCTION OF NEW POWER LINES (NO.)	2021	2020	2019**
Total easements	1,579	1,131	834
of which consensual	1,011	648	737
of which enforced	568	483	97

(*) "Landowner" means the registered owner or group of owners of a parcel of land in a given municipality; the number of landowners thus coincides with the number of easements.

(**) The figures for 2019 have been recalculated on the basis of the number of landowners, rather than the number of individual parcels of land.

The performance of easements is influenced by the type of work that Terna is required to carry out. Easements due to maintenance activity tend to be more equally distributed over the years, whilst major works require a far higher number of easements in the initial stages of the project, before a gradual reduction as the infrastructure is built.

The number of easements rose in 2021, primarily due to construction of the new 120 kV Cappuccini - Pietrafitta, 120 kV Preci - Cappuccini, 132 kV Candia - Camerata Picena and 132 kV Camerata Picena - San Lazzaro lines. The rise in the number of enforced easement orders in 2021 is primarily due to re-routing of the "SE Villavalle - SE Pietrafitta" power line, authorised by Interministerial Decree no. 239/EL-314/293/2019 of 12 September 2019.



⁷¹ Law 1775 of 1933; Presidential Decree 327/2001 "Consolidated Law on Expropriations".

PC5

203-1 >



Community initiatives

Terna's contribution to Italy's civic growth goes beyond its role as a provider of strategic infrastructure for the country, as expressed through the Company's support for social, cultural and environmental initiatives.

Terna's corporate giving activities primarily consist of financial support for projects with social goals and – preferably – the Company's own organisation of initiatives to benefit the community. In addition, assets no longer of use in operations are donated free of charge, and Terna's employees provide support by spending their working hours on various initiatives, especially paid hours for voluntary work or hours spent on social projects organised directly by Terna, as was the case in 2021 with the fifth edition of the Next Energy programme.

All external requests are managed in line with the Group's corporate giving policy and assessed by a special committee comprising the heads of Corporate Affairs; External Relations, Corporate Affairs and Sustainability; People Organization and Change and the head of the department responsible for "Relations with stakeholders and the academic world, events and sponsorship".

415-1 >

In any event, in line with Terna's Code of Ethics, donations are never made to political parties or their representatives.

Terna has adopted the **B4SI ("Business for Societal Impact")**⁷² model – developing its own customised version – for defining, classifying and accounting for companies' charitable initiatives. The model is geared towards accounting for what companies do via "community initiatives" that generate actual external benefits. Such initiatives may include cash contributions (donations, portions of sponsorships that generate an actual benefit and membership of associations that promote sustainability), in-kind contributions (the donation of assets at the end of their useful lives) or be in the form of working hours and operating expenses. In some cases, the valuation of contributions thus requires the use of non-accounting criteria and is therefore influenced by interpretative factors. However, it has the advantage of consistently linking the costs and benefits of social initiatives, thus enabling strategic planning and effective management of the related activities. Indeed, an important part of the model regards the measurement of benefits, with the aim of assessing the effective impact on end beneficiaries. In the most important projects, Terna appoints specialist external providers to assess the impact. The community initiatives implemented by Terna in 2021, classified in accordance with the B4SI model, are broken down in the following table.

COMMUNITY INITIATIVES

€	2021	2020	2019
Total value of contributions (excluding internal operating costs)	1,818,375	1,929,368	2,027,598
By type of contribution			
In cash	1,587,732	1,789,419	1,789,727
In kind (the donation of assets)	34,277	25,100	25,770
Working hours	196,367	114,849	212,101
Management costs	13,580	12,495	16,333
By type of initiative^(*)			
Donations	274,200	525,780	179,770
Investment in the community	883,296	956,140	1,407,583
Commercial initiatives	660,879	447,448	440,245
By purpose			
Education and youth	606,758	914,013	1,299,624
Healthcare	56,000	398,880	9,000
Economic development	97,900	132,240	125,000
Environment	67,367	95,846	22,550
Art and culture	251,300	201,300	273,535
Social wellbeing	45,000	21,500	10,000
Emergency aid	312,461	25,000	166,489
Other	381,589	140,589	121,400

^(*) **Donations:** sporadic contributions, typically in response to requests for funds from charitable organisations deemed to be of merit.

Investment in the community: expenditure on initiatives coordinated/organised by the Company in accordance with a medium- to long-term programme, often in partnership with non-profit organisations.

Commercial initiatives: marketing initiatives with beneficial effects (only the portion of expenditure that constitutes a charitable contribution is accounted for).

⁷² Rebranding of the London Benchmarking Group ("LBG").

Scenarios,
strategy and the
creation of value

Corporate governance,
risk management
and opportunities

The Group's
business

Intangible
capitals

Natural
capital

About NFS

Independent limited
assurance report on
the NFS for 2021

Annexes

Terna's Corporate Giving Policy gives preference to initiatives projects relating to **SDGs 4 ("Quality education"), 7 ("Affordable and clean energy"), 9 ("Industry, Innovation and Infrastructure") and 11 ("Sustainable cities and communities")**.

In 2021, spending on initiatives aligned with priority SDGs 3, 4, 7, 9 and 11 accounted for 66% of Terna's expenditure on community initiatives.

For the purposes of full disclosure, it should also be noted that, in 2021, expenditure accounted for as donations and sponsorships amounted to €209,000 and €2,103,800.

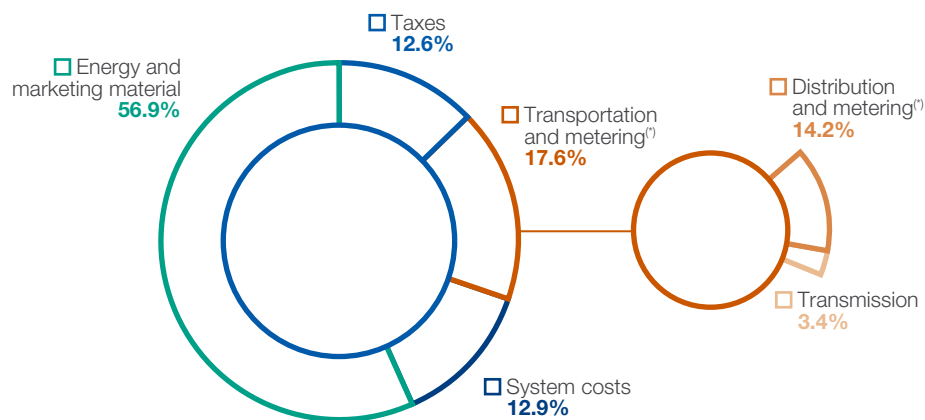
Finally, support for environmental causes has not been included in the above table, as it is usually linked to the construction of new lines and has therefore been classified under environmental expenditure (see "Environmental costs" on page 252).

Impact of the transmission service cost on end users' electricity bills

Based on data released by ARERA, it may be estimated that in 2021 the average cost of the transmission service accounts for approximately 3.4% of a typical domestic user's electricity bill.

Therefore, compared to the overall average annual expenditure of a typical domestic user, estimated to be approximately €630 in 2021, the cost of the transmission service per household is approximately €21 per year.

BREAKDOWN OF A TYPICAL DOMESTIC USER'S ELECTRICITY BILL – AVERAGE PERCENTAGES - 2021



(*) Including equalisation and quality components.

Source: terna based on ARERA data.



Participation in European and international associations and networking

A further opportunity for engagement and dialogue is provided by Terna's membership of the principal national and international trade associations.

EUROPEAN ASSOCIATIONS

ENTSO-E (European Network of Transmission System Operators for Energy)

The European Network of 39 Transmission System Operators for Electricity from 35 countries, as of 1 January 2022, is involved in the process of integrating national electricity markets, coordinating the secure operation of interconnected electricity systems and developing electricity transmission grids, in implementation of the relative EU legislation (Third Energy Package, CEP-Clean Energy Package and Fit for 55).

ENTSO-E's main objectives are to: draw up European network codes, guarantee the coordinated development of the electricity grid at European level by drawing up the European electricity grid development plan (the Ten-year Network Development Plan, or TYNDP) and the related benchmark scenarios, and draw up the Research, Development and Innovation Plan at European level.

ENTSO-E's activities focus on four courses of action (security of supply, functioning of the energy market, promotion of energy saving, and promotion of the interconnection of energy networks), which generate new tasks for ENTSO-E (implementation of the Regional Coordination Centres - "RCC", enhanced cooperation with DSOs, digitisation of networks and development of demand response).

These activities will be developed in line with the new climate policies previously set out by the European Commission with the launch of the so-called European Green Deal, a roadmap that seeks to make the EU the first climate-neutral continent by 2050. This has been further strengthened with the "Fit for 55" climate package, which proposes legislative guidelines to achieve the Green Deal targets by 2030 (in particular, the reduction of greenhouse gas emissions by 55% compared to 1990 levels, in order to achieve carbon neutrality by 2050).

EASE (European Association for Storage of Energy)

The European association that is responsible for promoting industrial research and development in the field of electricity storage system applications in Europe and around the world and the use of this technology for the transition to a stable, flexible, sustainable and cheaper continental energy system. EASE is working on the development of a European platform for sharing information in the field of energy storage.

RGI (Renewables Grid Initiative)

An association consisting of 12 European TSOs and 12 environmental NGOs which aims to promote the integration of renewable energy sources through the development of electricity grids. RGI is committed to promoting strategic planning and participating in the construction of new power lines, via a meeting platform involving environmental NGOs and European TSOs.

Scenarios,
strategy and the
creation of valueCorporate governance,
risk management
and opportunitiesThe Group's
business**Intangible
capitals**Natural
capital

About NFS

Independent limited
assurance report on
the NFS for 2021

Annexes

INTERNATIONAL ASSOCIATIONS

CIGRE (Conseil International des Grands Réseaux Electriques)

An international non-profit association that conducts research regarding high-voltage grids. It has over 90 member countries, represented by 60 national committees, and Terna is currently the Chair and Vice Chair of the Italian Committee.

GO15 (Reliable and Sustainable Power Grids)

An international association bringing together the 17 leading grid operators worldwide in order to share best practices in the management of electricity transmission grids.

In 2021, Terna was the Association's Vice Chair, in addition to being on the Steering Board and the Governing Board and co-chairing the Strategic Working Groups on "Pathways to a Low Emission Power Grid" (SWG1) and "Resilience, infrastructure development and interconnections" (SWG2). In November 2021, with effect from 1 January 2022, Terna's CEO, Stefano Antonio Donnarumma, was elected as Chairman of the association.

Med-TSO (Mediterranean Transmission System Operators)

This association brings together the TSOs from 19 Mediterranean countries, with the aim of promoting the standardisation of development plans and the coordinated management of grids. The association also works to facilitate the creation of a legislative and regulatory framework designed to drive the development of interconnection projects and promote the exchange of electricity between electricity systems in the Mediterranean area.

Terna hosts the association's registered office and operational headquarters in Rome and appoints its Secretary General.

RES4Africa Foundation (Renewable Energy Solutions for Africa)

This non-profit foundation was established on 7 June 2019, following the transformation of the association with the same name. The association aims to promote the use of renewable energy and the dissemination of energy efficiency measures, as well as supporting the creation of a favourable environment for renewable energy investment in countries in the southern and eastern Mediterranean area and in sub-Saharan Africa. The association has its headquarters in Rome.

WEC Italia (World Energy Council - Italian committee)

The Italian national committee of the WEC, an international organisation that brings together operators from over 90 countries, with the aim of promoting a sustainable energy system worldwide. Terna is a member of the Managing Board.

The main initiatives developed by Terna in 2021 include the following:

- Continuation of the joint venture with the TSOs, TenneT (Netherlands/Germany) and Swissgrid (Switzerland), which was set up to manage **Equigy**, a new platform based on blockchain technology that aims to facilitate the participation of distributed demand in the electricity grid balancing process. The main roles in this “Energy of Things” are to be played by domestic or industrial electrical devices such as, for example, home air conditioning systems, photovoltaic plants with batteries and e-cars, which will be interconnected with each other and capable of regulating the energy exchanged with the grid through an innovative digital platform. This will provide services to support the grid operated by Terna and thus the ecological transition.
- Participation in **TERRE** (the “Trans European Replacement Reserves Exchange”). The platform facilitates the integration of the balancing markets of EU countries, guaranteeing the cost-efficient exchange of reserves for the benefit of the electricity system’s security. Italy is connected to “Region 1”, which also includes France, Switzerland, Spain and Portugal. As well as Italy, the Czech Republic, the UK, Poland, Switzerland, France, Spain and Portugal are also taking part in the project.
- The initiative launched by Terna together with nine European TSOs with the aim of assessing their role in **decarbonising the energy system** has been completed.
- The launch of a new research initiative with other European TSOs to assess the various grid planning criteria adopted in Europe to facilitate the **integration of RES** and the **electrification of production sectors** currently using fossil fuels.

With a view to building and better managing relations with European institutions, since 1 July 2018 Terna has had a Brussels office located in the same building as other leading Italian organisations such as Cassa Depositi e Prestiti and SNAM.

The aim is to establish ongoing dialogue with the European Parliament, the Commission and the Permanent Representation in order to take advantage of Terna’s experience and expertise.

The main projects that Terna followed during the year include those identified as forming part of the Green Deal, especially the Fit for 55 Package, and those relating to European programmes providing financing under the next financial framework 2021-2027.

Priority projects of most interest include revision of the TEN-E Regulation and of the Circular Economy Package to reflect new climate targets, Sustainable Finance, sectoral integration, revision of the Guidelines for State Aid regarding the Environment and Energy, and amendment of the Renewable Energy and Energy Efficiency Directives. Programmes of interest include Next Generation EU, the Connecting Europe Facility, the Innovation Fund, Horizon Europe and Digital Europe, and the European Regional Development Fund and the Cohesion Fund.

ASSOCIATIONS THAT DEAL WITH SUSTAINABILITY ISSUES

Anima per il sociale nei valori dell’impresa

A non-profit association that brings together managers and companies who share the desire to spread an entrepreneurial culture in their local areas, combining profit with the creation of wellbeing for the community. Terna has been a member of the association since 2010.

Ecosystems Foundation

Focused on improving the environmental and social quality of the economy and local areas, this organisation specialises in strategies, programmes, actions and tools for sustainable development, and is a key player in GPP (green public procurement) and green procurement. Terna has been a member of the organisation since 2021.

Scenarios,
strategy and the
creation of valueCorporate governance,
risk management
and opportunitiesThe Group's
business**Intangible
capitals**Natural
capital

About NFS

Independent limited
assurance report on
the NFS for 2021

Annexes

Sustainable Development Foundation

An organisation whose primary activity is investigating sustainable development issues – from a cultural and technical point of view – via research, seminars and meetings. Terna has been a member of the organisation since 2011.

GEO – The Green Economy Observatory

The Observatory set up by IEFE - Bocconi University which, via research and study, aims to explore key topics for debate in relation to the green economy through dialogue, discussion and collaboration with institutions and businesses.

Global Compact

Terna's membership of the Global Compact involves a presence at both international and local level. Terna has had a place on the Italian network's Steering Committee since 2011 and is a founding member of the Global Compact Network Italy, which was established in 2013.

Kyoto Club

A non-profit organisation made up of companies, bodies, associations and local government authorities that are committed to achieving the targets for reducing greenhouse gas emissions set by the Kyoto Protocol and to promoting awareness-raising, information and training initiatives in the fields of energy efficiency, use of renewables, and sustainable mobility.

Sustainability Makers

A rebranding of the CSR Manager Network, this is a key association for professionals who deal with sustainability and corporate social responsibility issues, including company managers, consultants and researchers.

Transparency International Italy

The Italian branch of the international organisation, whose aim is to combat corruption (also see page 176), which promotes the **Business Integrity Forum ("BIF")**, an initiative for large Italian companies aimed at increasing the transparency, integrity and accountability of Italy's business sector via their collaboration.

Investigations by ARERA

With regard to the investigations initiated by the Regulatory Authority for Energy, Networks and Environment (ARERA) which are of potential interest to Terna, it should be noted that, based on the information in the Company's possession, no proceedings are in progress.

Litigation

The main commitments and risks not disclosed in the financial statements at and for the year ended 31 December 2021, relating to the Parent Company, Terna, and its subsidiary, Terna Rete Italia S.p.A. are reported in the Consolidated Financial Statements under the heading "Commitments and risks". There are no significant commitments or risks for the other subsidiaries at that date.



« The pink flamingo, the white egret and the avocet are just a small number of the migratory and resident birds to be found in the Trapani and Paceco salt flats nature reserve. To protect local birdlife, in agreement with Trapani City Council and the WWF, we have installed 300 deterrents that enable us to make it safer for birds in flight. This is a great result, which has engaged our engineers in a project that is key to protecting biodiversity. »

Maria Antonietta Sidoni

**Sicily Transmission District
National Transmission Grid**

#Ternapeople #DrivingEnergy



Terna's approach to the environment 232

Managing the environmental impact
of the electricity grid 233

Atmospheric emissions
and energy efficiency 241

Environmental costs 252

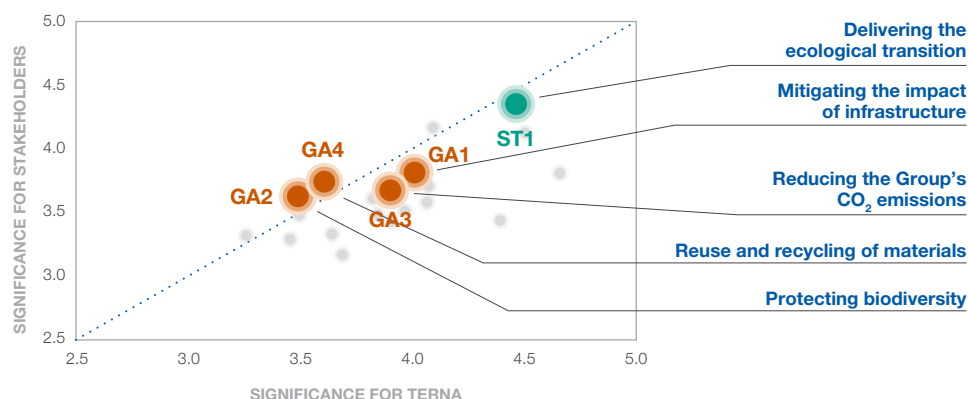
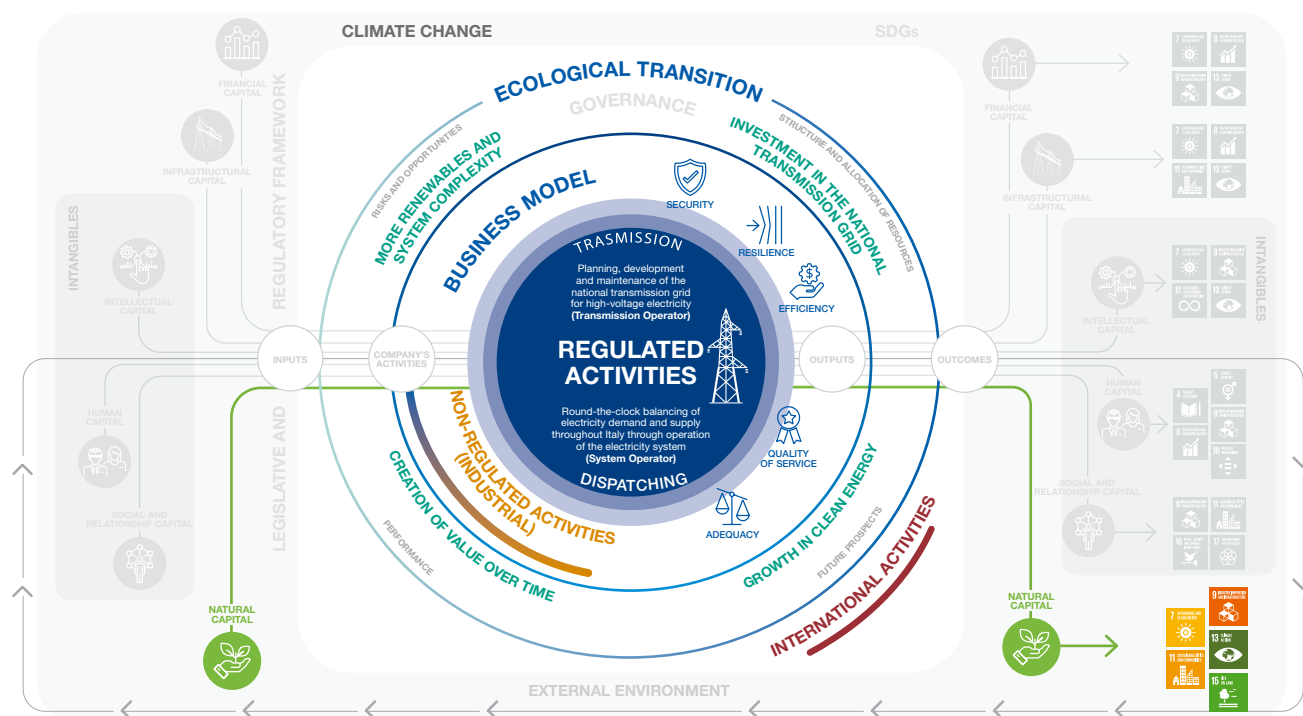
5

Natural capital

In this section

“Natural capital” is the only capital that Terna, in common with every other business or person, does not have at its disposal but has an obligation to preserve for the benefit of future generations. In keeping with the periodic materiality analysis, Terna’s operations focus on: managing the impact of electricity infrastructure on the areas in which it is located, a circular approach to waste management, protecting biodiversity, containing CO2 emissions and energy efficiency.





These infographics highlight the topics dealt with in this section with the aim of **facilitating information connectivity**: in this way, the section offers an overall view showing the links between all the factors that influence Terna's ability to create value over time and how they are dependent on each other. Material topics are indicated with a cross-reference in blue, showing the relevant code.

Terna's approach to the environment

NFS

Terna's main contribution to achievement of the climate change reduction targets is its commitment to carrying out the investment provided for in the Development Plan, building a grid capable of enabling the ecological transition towards a carbon-free system based on renewable energy.

In terms of environmental impact, Terna's activities regard less the use of natural resources and the emission of pollutants, and rather more **the physical presence of power lines and electricity substations** and their interaction with the surrounding natural and manmade environment. To minimise this, we adopt solutions such as the use of pylons with a reduced visual impact and, when possible, the use of underground sections of line or the use of green engineering. The most important contribution is the physical removal of obsolete power lines following rationalisation initiatives. Activities involved in the construction, maintenance and removal of electricity infrastructure are linked to the production of waste, a high proportion of which is recovered.

In terms of greenhouse gas emissions, Terna has for years focused on several voluntary programmes, primarily regarding the achievement of reductions in SF6 gas leakage, making buildings energy efficient and saving energy at substations. At the start of 2021, Terna's commitment to tackling climate change was furthered bolstered with the formal definition of its **Science Based Target ("SBT")** initiative for 2030.

Terna has adopted an **Environmental Policy** that sets out its commitment to containing and reducing its environmental impact, in some cases going beyond legal requirements when this does not compromise the protection of other general interests provided for under the connection. This Policy is fully implemented through the **Integrated Management System**, which also covers efforts to reduce greenhouse gas emissions, the implementation of energy efficiency initiatives, and the adoption of measures designed to protect birdlife. Terna extends the issue of environmental protection to both its supply chain and local stakeholders directly affected by NTG development projects⁷³.



⁷³ When the data presented in this chapter refers to "Terna" it refers to 82% of employees, whilst the data referring to "Terna, Tamini and Brugg Switzerland" covers 96% of the Group's total workforce. In terms of the Group's revenue, these percentages are 90% when referring to "Terna" and 99.5% when the data refers to "Terna, Tamini and Brugg Switzerland".

Scenarios,
strategy and the
creation of valueCorporate governance,
risk management
and opportunitiesThe Group's
businessIntangible
capitals**Natural
capital**

About NFS

Independent limited
assurance report on
the NFS for 2021

Annexes

Managing the environmental impact of the electricity grid

< 413-2

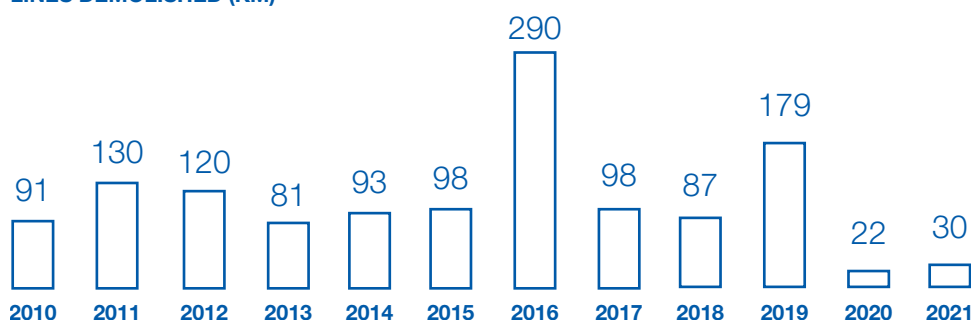
GA1

NFS

Physical removal of existing lines is one of the most radical ways Terna reduces environmental impacts, also in terms of land use. Demolitions form part of upgrade initiatives, often resulting from agreements signed with local authorities during the consultation phase prior to the construction of new infrastructure.

In 2021, 30 km of lines were demolished, freeing up an area equal to 87 hectares. In the period 2010-2021, a total of 1,320 km of lines were demolished. Demolition is defined as the physical removal of overhead lines and does not include declassified or upgraded lines.

LINES DEMOLISHED (KM) ^(*)



^(*) The figure for 2016 is exceptional due to the demolition of over 200 km of obsolete power lines in Valtellina, which had been in preparation in previous years. After adjusting for this removal, demolitions amounted to approximately 80 km, in line with previous years (around 100 km per year). The exceptional performance in 2019 was due to a speedier execution of programmes that year, with a consequent reduction in the targets for 2020 and 2021.

“TRANSMISSION IMPACTS” TARGET

KPIS AND TARGETS IN THE 2021-2025 INDUSTRIAL PLAN

VISUAL IMPACT	2021		2022	2023	2024	2025
	TARGET	RESULT				
Km of overhead lines demolished during the year.	16	30	73	140	45	154
Km of new underground lines during the year ^(*) .	138	32	158	202	114	802

^(*) Failure to achieve this target is due to the postponement to 2022 of the entry into operation of the “Italy-France”, equal to approximately 95 km.

An approach based on sustainability guides all of Terna’s activities, especially those regarding grid development. In terms of NTG development requirements, the interventions with the least environmental impact are rationalisation⁷⁴ and reclassification⁷⁵.

When grid development necessitates the construction of new infrastructure, environmental sustainability considerations are taken into account in all phases (Planning and consultation; Design, Site operations, Mitigation and offsetting). Specifically, during the execution phase at sites, great attention is paid to identifying the areas and access roads of sites which, if compatible with technical and design requirements, are located in areas of reduced natural importance. Upon completion of the construction work, Terna restores the areas concerned to their natural state.

⁷⁴ This comprises complex initiatives involving several components of the grid, replacing certain components with others of a superior type, thereby eliminating parts of the grid that are of little use. This takes place following the installation of new infrastructure or the addition of new elements to the grid to avoid the need to upgrade power lines that have reached saturation point.

⁷⁵ This involves the conversion of existing power lines to a higher voltage through the installation of new conductors and pylons to replace existing ones, which may be larger in size and therefore take up more space. Unlike the construction of a new line, this type of intervention usually has the advantage of using existing infrastructure corridors, thus avoiding the occupation of additional land.



< EU13

If these areas regard natural or semi-natural habitats, in addition to the normal restoration works, specific interventions are implemented. Based on natural engineering techniques, they involve, by way of example, the creation of habitats suitable for animal and/or plant species communities, the replanting of live native plants, which do not require irrigation, special fertilisation or the use of materials (even if only inert), in order to recreate favourable living conditions for animal species (<https://www.aipin.it/>).

EU13 >

In 2021, the completion of numerous field surveys allowed for a significant update of the methodologies used in the **Incremental Ecological Indicator ("IEI")**⁷⁶, via integration and statistical analysis of the data that has been collected since 2018. The IEI is used to make a qualitative and quantitative assessment of the ecological status of new ecosystems resulting from initiatives such as vegetation restoration, camouflaging and offsets. The mathematical structure of the indicator allows for both an evaluation of individual sites and an evaluation targeting specific ecological markers, combining established biodiversity measurements with classic measurements of abundance and richness. This indicator will allow the ongoing monitoring of mitigation work and offsets regarding vegetation, showing the various stages of progress and health (biodiversity) and the assessment of changes in the quality of the ecosystem.

GA4

Use of resources and waste management

Development and maintenance of the NTG requires a substantial amount of capital goods, such as power lines (pylons, conductors, insulators), transformer substations (transformers, circuit breakers, other equipment) and control systems.



301-1 >

Terna does not use raw materials, but does purchase finished products (electrical equipment, conductors, tools and other components). An estimate of the materials contained in the main products purchased is shown in the table below. Amounts have been estimated taking into account the average material content of the various products purchased in the years referred to. The bulk of the materials used are steel (pylons) and aluminium and copper (conductors and cables).

Resources

MAIN MATERIALS PROVIDED BY SUPPLIERS - TONNES

	2021	2020	2019
Steel	20,793	18,264	12,694
Copper	9,475	4,967	5,415
Aluminium	8,988	11,526	12,590
Glass	4,324	4,339	3,393
Dielectric oil	1,656	591	1,535
Of which vegetable oil	491	243	448
Porcelain	518	891	822
Polymers	508	492	402

Specifically, the increase in copper was due primarily to the purchase of transformers and cables during the year under review.

306-2 >

Moreover, in 2021, the Group began conducting gap analyses supported by targeted interviews with the aim of drawing up and implementing a new strategy based on circular economy principles. This started from a roadmap of activities through to 2030, covering the procurement of materials, their correct use, the management of waste and secondary raw materials, and the sustainable use of resources. Further measures will be adopted later for specific areas of the business considered to be priority and to drive circular economy innovation and investment at Group level.

⁷⁶ See the 2020 Sustainability Report on page 211.

Scenarios,
strategy and the
creation of valueCorporate governance,
risk management
and opportunitiesThe Group's
businessIntangible
capitals**Natural
capital**

About NFS

Independent limited
assurance report on
the NFS for 2021

Annexes

Waste

< 306-1

At the end of their normal life cycle, the materials used in electricity infrastructure are recovered for reuse in operations. Only a residual portion is sent to landfill, thereby impacting on the environment.

The percentage of waste recovered amounted to 86% in 202 (95% in 2020 and 94% in 2019), to **84% if Brugg and Tamini are also included**.

Whilst the overall amount of waste produced reflects the timing of equipment replacements, effectual recovery depends on the materials contained in the waste: some of them are easy to separate out and thus reuse (for example, iron parts of pylons). In other cases, it is either too costly or not possible to separate the various parts, above all when dealing with the most obsolete equipment. For these reasons, annual changes in the amount of waste generated and the percentage of waste recycles should not be interpreted as indicating a trend.

Specifically, total waste produced in 2021 and trends in the percentage of waste recycled are impacted by cleaning operations – carried out in various areas throughout Italy – regarding the collection vats for oil, a material that cannot always be recycled.

Monitoring of the waste generated and the means of waste management employed are audited both internally and externally as per ISO 14001 certification requirements, as are the methods of waste disposal, to ensure compliance with existing legislation.

WASTE BY TYPE - TONNES

< 306-3

	TERNA, TAMINI AND BRUGG SWITZERLAND		TERNA		
	2021	2020	2021	2020	2019
Waste produced ⁽¹⁾	11,768.8	10,808.6	8,524.7	6,142.2	5,912.8
of which hazardous	5,801.3	4,151.8	5,451.4	3,882.0	3,285.8
of which non-hazardous	5,967.4	6,656.9	3,073.3	2,260.2	2,630.3
Waste sent for recovery	9,927.8	9,929.9	7,302.4	5,854.1	5,558.1
of which hazardous	4,815.3	3,846.5	4,535.1	3,604.9	3,181.7
of which non-hazardous ⁽²⁾	5,112.5	6,083.4	2,767.3	2,249.2	2,376.3
Waste sent for disposal ⁽³⁾	1,828.8	905.5	1,210.1	314.8	266.0
of which hazardous	980.3	265.4	910.6	237.2	48.9
of which non-hazardous	848.4	640.0	299.5	77.5	220.3

⁽¹⁾ Only special waste produced during the production processes is included, not waste produced by services (urban waste). Excavated earth and rocks, effluents and waste from septic tanks, produced by substations not connected to the sewer network, are not included; the quantity for this waste was **618 tonnes in 2021**, 495 tonnes in 2020 and 578 tonnes in 2019.

⁽²⁾ This comprises uncontaminated metal waste deriving from the decommissioning of transformers, electrical equipment and machinery (e.g. generators) with an average recovery rate of 100%.

⁽³⁾ Waste sent for disposal may differ from the mere disparity between waste generated and recovered due to temporary waste storage.

The main special hazardous waste generated by the operation of Terna's power lines and substations consists of:

Metal waste

This derives from the decommissioning of transformers, electrical equipment and machinery no longer in use and contaminated by hazardous substances; they have an average recovery rate – after treatment by third parties – of over 95%.

Batteries (lead and nickel)

In the event of a blackout, batteries enable emergency generators to be switched on in order to keep the energy transformation and transportation service up and running during emergencies; they have an average recovery rate of 100%.

Dielectric oils

These are used for insulating transformers replaced after periodic maintenance checks. They constitute hazardous waste and have a recovery rate in the three-year period of over 90%.

The waste sent for disposal mainly consists of materials deriving from infrastructure maintenance and cleaning activities (oily emulsions and rags containing solvent oils) and insulating materials containing asbestos, for which no form of recovery is envisaged.

As in the previous two-year period, no significant spills of polluting liquids were reported in 2021.

303-1 >

Regarding water consumption, environmental and materiality analyses indicate that the subject is not material. This is because water does not usually form part of the production cycle for electricity transmission and dispatching. This is except for a few items of equipment, mostly used in the installation phase, that, in any event, require overall consumption of a marginal volume of water compared with the volumes generally recorded in the electric utilities sector. Indeed, water is used for hygiene purposes, office cleaning and cooling systems and derives from connection to water systems for civil use.

Moreover, in recent years, Terna has introduced compensation systems (Synchronous Compensation Units or SCUs) as one way of responding to evolutions in the electricity system in terms of the integration of production plants fuelled by renewables and new connections to the DC grid. These plants play a key role in regulating voltage in the portion of the grid where they are installed.

In order to ensure the correct use of water, Terna has installed intelligent systems that, by recording internal and external temperatures and the electrical readings from the SCUs, regulate the flow of water, thus minimising consumption. Partly due to these interventions, the amount of water used to cool the synchronous compensators accounts for only 4.1% of Terna's total water consumption.

Monitoring and supervision of electromagnetic fields

Protection of the population from exposure to electromagnetic fields is precisely defined by law (Cabinet Office Decree of 8 July 2003). This legislation provides for:

- **Exposure limits:** in the event of exposure to electric and magnetic fields generated by power lines at a frequency of 50 Hz, the limit is 100 microteslas for magnetic induction and 5 kV/m for the electric field, considered as effective values;
- **Safety thresholds:** as a precautionary measure to protect against long-term effects, which may be linked to exposure to magnetic fields generated by the network frequency (50 Hz), in children's play areas, schools and places where people spend not less than four hours a day, a threshold of 10 microteslas has been set for magnetic induction, based on the average of measurements taken over 24 hours under normal operating conditions;
- **Quality targets:** in the design of new power lines at the above-mentioned sensitive locations and in the design of new settlements and new areas close to lines and electricity installations already present in the vicinity, in order to gradually minimise exposure to electrical and magnetic fields generated by power lines operating at a frequency of 50 Hz, a quality target of 3 microteslas has been set for magnetic induction, based on the average of measurements taken over 24 hours under normal operating conditions.

The values of the three parameters, especially the threshold value (10 microteslas) and the quality target (3 microteslas), demonstrate that Italian legislation has adopted the prudential approach described in art. 15 of the Rio Principles. These parameters are amongst the strictest at European level. Terna's compliance with the law in its activities implicitly shows that it has adopted the same principle.

Terna carries out inspections and checks on its own lines to ensure compliance with the existing regulatory limits and seeks innovative technical solutions in order to mitigate the impact of magnetic fields. If any complaints or requests are received from competent administrative bodies and authorities, the Company provides the data needed to assess the actual exposure to electric and magnetic fields generated by its infrastructure.

Finally, with a view to providing accurate, easily understandable information on the subject, Terna has prepared an in-depth study on electromagnetic fields ("EMF"), which may be found in the "Sustainability" section of the Company's website www.terna.it.

Reports and complaints regarding environmental concerns

In line with the ISO 14001 Environmental Management System, Terna monitors and classifies complaints received regarding significant environmental matters.

Any written communication from stakeholders reporting that an activity carried out by Terna causes or has caused damage may be submitted to one of the Group's offices or organisational units, where it will be filed and handled by the competent operating unit.

Complaints received are classified in terms of environmental aspects as defined by environmental analysis: waste, noise, biodiversity, landscape, electrical and magnetic fields, lighting, the management of vegetation and others.

This year, the number of complaints received has dropped slightly compared with 2020 (down 3 for a total of 35) and primarily regarded power lines (71%) relating to **the noise emitted by the infrastructure (31.4%) and the need to cut back vegetation along power line corridors (25.7%)**.

Terna replies as soon as possible, and, in any event, within 30 days from receipt of the request or within 60 days if the scope and complexity of a request are such that it cannot be handled within the first 30 days.

In this case, Terna promptly notifies the person making the request of the extension and explains why it is necessary. Details of the concerns reported and dealt with over the past three years are provided in the “Key indicator tables” published in the “Sustainability” section of the website at www.terna.it.

GA2

EU13 >



Electricity power lines, biodiversity and birdlife

The impact of Terna's grid on biodiversity may take different forms.

During grid construction, the impact on biodiversity is linked to construction site activities (e.g., the opening of access routes to build pylons, soil excavation and the removal of residual materials) and is temporary and reversible.

During the operational phase, the potential impact of lines on biodiversity are twofold. On the one hand, the route of the line may be a factor in increasing biodiversity and protecting certain species as pylons, with their bases, make it impossible for land to be used for intensive agriculture and constitute “islands” where biodiversity can flourish. On the other, the presence of lines has potentially negative effects on biodiversity, in particular on birds, due to the risk of collision, and on protected areas or areas of natural interest.

The main tool for identifying critical line sections is a fully comprehensive land use database, containing data provided by regional authorities and ministries. This GIS (Geographic Information System) enables integrated analysis of all the layers of information on the various types of land use and protections (local, natural, cultural, landscape, etc.). Using this tool, Terna has compiled an inventory of the lines that may interfere with protected or highly biodiverse areas, as shown in the table below.

304-1 >

POWER LINES IN PROTECTED AREAS ⁽¹⁾

	UNIT	2021	2020	2019
Lines impacting on protected areas	km	7,110	6,951	6,746
Lines with an impact as a percentage of total lines operated by Terna	%	10.5	10.6	10.5

⁽¹⁾ To calculate the percentage of lines impacting on protected areas, the Company has used “ATLARETE” data, which may differ from data on the number of lines provided in the “Key indicator tables” (published in the Sustainability section of the website at www.terna.it). The data take account of overhead power lines and underground and submarine cables having an impact.

For the sake of completeness, it should be noted that out of the nearly 900 substations managed by the Terna Group, only 39 are in protected areas.

304-4 >

Based on GIS data, potential threats from the risk of collision for bird species included in the IUNC Red List have been assessed.

The presence of power lines may have negative effects on birdlife. While the risk of electrocution regards Low Voltage and Medium Voltage lines and therefore does not concern Terna's infrastructure, High Voltage lines are associated with the risk of collision.

Over the years, Terna has promoted research and scientific studies to further investigate this issue and identify increasingly effective solutions. The first Italian study devoted to collisions, based on the results of [an agreement between Terna and the LIPU \(Italian League for the Protection of Birds\)](#), highlights a low risk of collision (see the 2010 Sustainability Report, page 116 “Terna-LIPU agreement: a study of the interaction between birdlife and the National Transmission Grid”).

Scenarios,
strategy and the
creation of valueCorporate governance,
risk management
and opportunitiesThe Group's
businessIntangible
capitals**Natural
capital**

About NFS

Independent limited
assurance report on
the NFS for 2021

Annexes

To minimise the risk of collision, in addition to careful analysis and planning of the lines to be installed, for some time now Terna has been installing special devices consisting of plastic spirals called “deterrents” which, with their visual impact and the noise they generate when blown by the wind, make it easier to see for birds in flight.

BIRD DETERRENTS ON THE NTG

	UNITÀ	2021	2020	2019
Lines involved	no.	81	77	72
Total deterrents installed	no.	16,977	16,299	15,552

In collaboration with the CESI research centre and Rome's “La Sapienza” University (the Charles Darwin Department of Biology and Biotechnologies), Terna has developed a **risk assessment model** that evaluates the feasibility of installing a power line in a selected location. This tool (AVIVAL) uses information about the area and data on the distribution of birdlife to assign a risk level in terms of potential collision to every single span of the line to be built and adopt adequate mitigation measures. In 2021, the eight-month experiment – coinciding with two migrations – tested the reliability of the deterrents and subsequent monitoring has confirmed the absence of collisions.

In line with specific EU Directives, Terna has enshrined the objectives to protect and conserve birdlife in its own **Commitment to Biodiversity** document. Accordingly, since 2020 Terna has carried out a training campaign to protect birdlife designed specifically for operating personnel involved in managing the national electricity system, in order to raise awareness on the part of staff and to collect additional scientific data concerning the system's impact on birdlife.

Identification and monitoring of bird species on the IUCN Red List

< 304-4

Terna has carried out a study aimed at identifying the protected species included in the IUCN Red List⁷⁷ that are potentially impacted by its infrastructure.

The IUCN Red List is the largest existing international database on the conservation status of thousands of plant and animal species, all catalogued according to their risk of extinction. In its analysis, Terna has specifically considered the presence of bird species on the IUCN Red List and at Natura 2000⁷⁸ sites, namely in protected areas with a high level of biodiversity (approximately 3,000 SPAs⁷⁹ and SCIs⁸⁰).

The study selected the Natura 2000 areas affected by Terna power lines, then verified which protected species – among those included on the Red List and classified on the basis of 2020 data available, as Vulnerable, Endangered, Critically Endangered and Regionally Extinct – had chosen them as their habitat. These species are conservation priorities as without specific measures to neutralise the threats they face, and in some cases to increase their populations, their extinction is a real prospect. The analysis showed that Terna's electricity infrastructure could interfere with the habitats of eight species. After checking scientific publications and via targeted consultations, no specific critical issue emerged regarding bird species except for a potential risk of collision for the corncrake (“*Crex crex*”), a species categorised as “Vulnerable” present in the Alpine area between Friuli-Venezia Giulia and Lombardy. A specific study on the ecology of this species is in progress with a view to mitigating this risk.

⁷⁷ International Union for Conservation of Nature's Red List (<https://www.iucnredlist.org>).

⁷⁸ Natura 2000 is the main instrument of the European Union's biodiversity conservation policy. This ecological network, which covers the entire territory of the European Union, was set up under the Habitats Directive (Council Directive 92/43/EEC) to ensure the long-term maintenance of natural habitats and of endangered or rare species of flora and fauna at EU level. The Natura 2000 network consists of Sites of Community Importance (SCIs), identified by Member States in accordance with the Habitats Directive, which are subsequently designated as Special Areas of Conservation (SACs), including Special Protection Areas (SPAs) established under Directive 2009/14/EC regarding the conservation of wild birds.

⁷⁹ Special Protection Areas.

⁸⁰ Sites of Community Importance.

Alternative uses for electricity power lines

In partnership with environmental associations, for some years Terna has been working on projects that aim to develop alternative uses for power lines. The most important, carried out in collaboration with the ornithological association, *Ornis italica*, is the **Nests among pylons** project. This involves the installation of nest boxes, followed by annual surveys of the species that occupy the nests and the results of the breeding season. The project regards many species, including the kestrel, peregrine falcon, scops owl, cuckoo, common roller, bat and stork. The contract awarded by Terna for installation of new nest boxes now includes responsibility for monitoring occupation of the new nests. This activity is completed with the **Birdcam Project**, involving the installation of cameras trained upon the artificial nests: the idea is to monitor the birds' reproductive period (online at www.birdcam.it and www.terna.it).

In 2021, Terna launched a nationwide monitoring campaign to monitor the conditions of the nest boxes installed in past years so as to extend its maintenance programme and include the insertion of artificial nests.

GEOREFERENCED NESTS AT 31 DECEMBER 2021

LOCATION	NESTS		SPECIES CONCERNED ⁸¹
	NUMBER OF NESTS	OF WHICH IN PROTECTED AREAS	
Abruzzo	30	1	Kestrel
Calabria	30	23	Kestrel
Campania	31	0	
Emilia-Romagna	95	33	Kestrel; scops owl, cuckoo, common roller
Friuli-Venezia Giulia	20	0	
Lazio	47	14	Kestrel, scops owl, common roller
Lombardy	15	0	
Piedmont	54	25	Common roller
Puglia	72	0	
Sicily	30	10	
Trentino-Alto Adige	8	0	
Veneto	1	1	
Total	433	107	

⁸¹ The species concerned are identified by the type of nest installed and by subsequent monitoring. At any rate, there is always the possibility that the nests may be used by other species not on the list.

Atmospheric emissions and energy efficiency

ST1

NFS



At international level, convergence on the action to be taken to combat climate change was best reflected in the agreement signed at the United Nations Climate Conference (COP21) in Paris in December 2015. SDG 13 (Climate action) was also included in the UN's 17 sustainable development goals in the same year.

The guidelines in Terna's 2021-2025 Industrial Plan are consistent with these positions and with the objective of facilitating transition to the production of energy from renewable sources and, more generally, the decarbonisation of production processes.

Regarding the reduction of CO₂ emissions into the atmosphere by the electricity system as a whole, Terna's main contribution is to carry out the investment provided for in the NTG Development Plan (see page 88). In this section, the focus is on emissions relating to Terna's operating activities.

Direct and indirect CO₂ emissions

< 305-1

< 305-2

Direct greenhouse gas emissions connected with Terna's activities **derive mainly from SF₆ gas leaks (89% of total direct emissions in 2021)**, which are up on the previous year due to losses from some equipment (see page 244).

With regard to indirect emissions, despite the fact that the figures associated with grid losses are not completely under Terna's control (see page 246), in line with the GHG Protocol standard⁸² and the main international benchmarks, in order to simplify the comparison between Terna and other companies, from this edition of the Consolidated Non-financial Statement, CO₂ emissions linked to these losses are included in the figure for total indirect emissions (scope 2).

The remaining indirect emissions are due to the consumption of electricity. There was a 3% increase in these emissions, reflecting a rise in electricity consumption for substations and offices (see page 250). It should be borne in mind that, for technical reasons, Terna's energy consumption is not attributable to a supply contract. This makes it impossible to reduce indirect emissions by selecting supplies from renewable sources and accounts for the need to use an average conversion factor for Italian electricity consumption. For this reason, in line with GHG Protocol methodology, emissions linked to electricity consumption are classified only as location-based and not as market-based.

⁸² The GHG Protocol has established an internationally recognised framework for measuring and managing greenhouse gas ("GHG") emissions from private and public sector operations, value chains and mitigation actions.

TOTAL DIRECT AND INDIRECT GREENHOUSE GAS EMISSIONS – TONNES OF CO₂ EQUIVALENT

	TERNA, TAMINI AND BRUGG SWITZERLAND		TERNA		
	2021	2020	2021	2020	2019
Direct emissions ⁽¹⁾	73,203.7	63,544.1	68,942.0	56,202.6	68,404.4
Indirect emissions ⁽²⁾	1,662,890.5	1,450,131.4	1,658,342.6	1,445,832.7	1,765,630.9
- Of which network leakages	1,597,110	1,386,342	1,597,110	1,386,342	1,700,384

⁽¹⁾ The data for diesel consumption for vehicles and natural gas for heating the offices of Brugg Switzerland are based on estimates.

⁽²⁾ In line with the GHG Protocol standard, from this edition of the Consolidated Non-financial Statement, CO₂ emissions linked to these losses are included in the figure for total indirect emissions (scope 2).

Direct emissions produced by Tamini and Brugg Switzerland are primarily linked to natural gas consumption. The table below shows details of Terna's emissions, without taking into account Tamini and Brugg Switzerland, as their environmental impacts in terms of CO₂ are not fully comparable due to the specific nature of their businesses.

**TOTAL DIRECT AND INDIRECT GREENHOUSE GAS EMISSIONS
TONNES OF CO₂ EQUIVALENT ⁽¹⁾**

	TERNA		
	2021	2020	2019
<i>Direct emissions</i>			
Leakages of SF ₆	61,204.6	49,013.7	60,162.2
Leakages of refrigerant gases (R407C, R410A) ⁽²⁾	260.3	501.4	178.2
Petrol for motor vehicles	95.7	54.2	61.6
Diesel for motor vehicles	6,453.4	5,418.9	6,767.0
Jet fuel for helicopters	452.0	488.0	502.4
Natural gas for heating	196.5	323.1	305.5
Fuel oil for heating and generators	279.5	403.3	427.5
Total direct emissions	68,942.0	56,202.6	68,404.4
<i>Indirect emissions</i>			
Electricity ⁽³⁾	61,232.6	59,490.7	65,246.9
Grid losses ⁽⁴⁾	1,597,110	1,386,342	1,700,384
Total indirect emissions	1,658,342.6	1,445,832.7	1,765,630.9

⁽¹⁾ The conversion of direct energy consumption and leakages of SF₆ (sulphur hexafluoride) and refrigerant gases into equivalent CO₂ emissions has been carried out using the parameters indicated in the IPCC Fifth Assessment Report (AR5), the Greenhouse Gas Protocol (GHG) Initiative and the GRI - Global Reporting Initiative environmental protocols (Reference Indicators IP Protocols: EN).

⁽²⁾ Leaks of R32 and R134 gases have been recorded. It was not possible to convert the leaks into equivalent CO₂ emissions. However, in 2021, leaks of refrigerant gases accounted for 0.4% of total emissions (scope 1).

⁽³⁾ The conversion of indirect electricity consumption is carried out taking into account the share of total Italian electricity production represented by thermoelectric production in 2021. Allocation for the purposes of the production mix was based on the December 2021 issue of the "Monthly Report on the Electricity System" available on the website at www.terna.it. In addition, approximately 9% of Terna's electricity consumption is based on estimates.

⁽⁴⁾ Figures for Terna's scope 2 emissions, including grid losses, are as follows: 1,658,342.6 tonnes of CO₂e in 2021; 1,445,832.7 tonnes of CO₂e in 2020; 1,765,630.9 tonnes of CO₂e in 2019 and 1,617,766.5 tonnes of CO₂e in 2018. The data for indirect emissions shown in the previous Sustainability Reports related to electricity consumption alone, as it did not include grid losses.

The overall decrease in total direct and indirect CO₂ emissions compared with 2019 (given that the figure for 2020 is influenced by the impact of the lockdown between March and April 2020) is reflected positively in the figure for carbon intensity, i.e., the ratio between Terna's direct and indirect emissions and revenue (excluding Tamini and Brugg Switzerland), within the context of a gradual downward trend.

305-4 >

CARBON INTENSITY – TONNES OF CO₂ EQUIVALENT/REVENUE (€M)

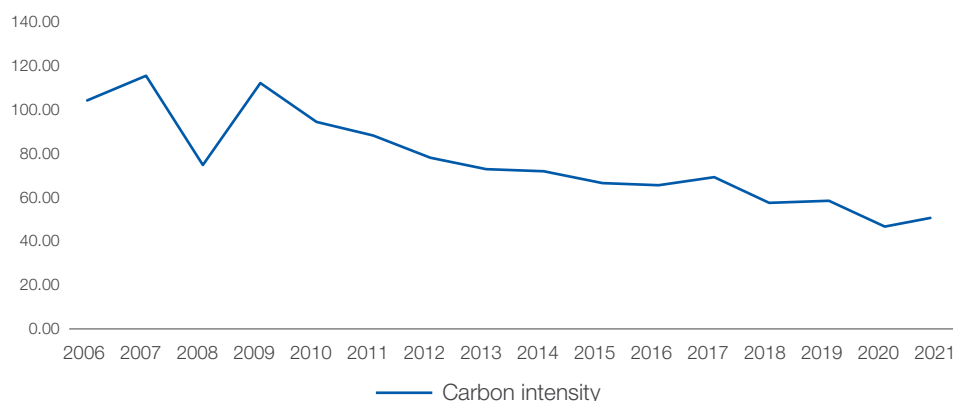
	2021	2020	2019
Emissions (scope 1 and electricity)	130,174.6	115,693.3	133,651.3
Emissions (scope 1 and electricity) in relation to revenues	50.0	46.5	58.2

Scenarios,
strategy and the
creation of valueCorporate governance,
risk management
and opportunitiesThe Group's
businessIntangible
capitals**Natural
capital**

About NFS

Independent limited
assurance report on
the NFS for 2021

Annexes

CARBON INTENSITY

Terna focuses its attention on a number of voluntary action programmes aimed at reducing its main sources of greenhouse gas emissions, which primarily regard curbing the SF₆ leakage rate, the energy efficiency of buildings and energy saving at electricity substations.

FOCUS**Carbon intensity: comparative data**

Carbon density comparisons are carried out by comparing Terna's performance with those of three peer groups of companies: other TSOs, companies listed in the FTSE-MIB and companies from the Electric Utilities sector included in the Dow Jones Sustainability World Index.

Despite the absence of standardisation factors applicable to all sectors, it was nonetheless deemed relevant to present data on standardisation of emissions by revenue, which, net of the differences in the value chain between the various sectors, is an initial important standardisation factor for comparison purposes.

In 2021 the carbon intensity deriving from Terna's activities amounted to 50.0 tonnes of CO₂ equivalent/revenue (€m). In 2020, a year for which comparative data with other companies are available, a carbon intensity of 46.5 tonnes of CO₂ equivalent/revenue (€m) was registered. As may be noted from a comparison of all three peer groups, Terna ranks significantly below the average in 2020.

CARBON INTENSITY (TONNES OF CO ₂ EQUIVALENT/REVENUE (€M) - 2020			
	TSOs	FTSE-MIB	DJSI- ELECTRIC UTILITIES
Available data	16	39	11
Min.	2.2	0.1	10.7
Average	1,385.2	278.7	360.9
Max.	17,122.7	6,568.2	905.9
Terna	46.5		

More information on the development of the carbon intensity benchmark is available in the "Sustainability" section of the website www.terna.it.

In order to factor in network losses, over which Terna does not have complete control, into an emissions comparison (see page 246) with a comparable economic scale, it was decided to compare total emissions with the inclusion of pass-through items⁸³ in Terna's revenues. Taking these factors into account, the resulting ratio is 158.9 tonnes of CO₂ equivalent/revenue in 2021, 187.9 in 2020 and 240.8 in 2019.

⁸³ For the definition of pass-through items, reference should be made to the notes of the Consolidated Financial Statements under the heading "Revenues".

GA3

305-5 >

305-1 >

Containment of direct emissions: SF₆ leakage

SF₆ (sulphur hexafluoride) gas is used as insulation in certain electrical equipment (circuit breakers, current transformers and armoured equipment). Part of the gas in the equipment can leak into the atmosphere due to defective seals, when faults occur, and also sometimes during the re-pressuring process. SF₆ gas has a very powerful greenhouse effect, which is 23,500 times greater than CO₂: leakage into the atmosphere of 1 kg of SF₆ is equivalent to 23.5 tonnes of CO₂.

In 2021, the amount of SF₆ present in the Group's infrastructure remained essentially unchanged from the previous year. The growth reported in past years formed part of a trend – common to many transmission grid operators – linked to the better insulating performance of this gas and the smaller footprint of substations built with equipment containing SF₆ in comparison with more traditional solutions.

During the period from 2012 to 2017, the related target for the leakage rate was 0.60%, down 0.10% with respect to the average for previous years. In the light of the actual performance recorded until 2017, in the early months of 2018, the target was reformulated. For the period 2021-2025 the target has been lowered to 0.45%.



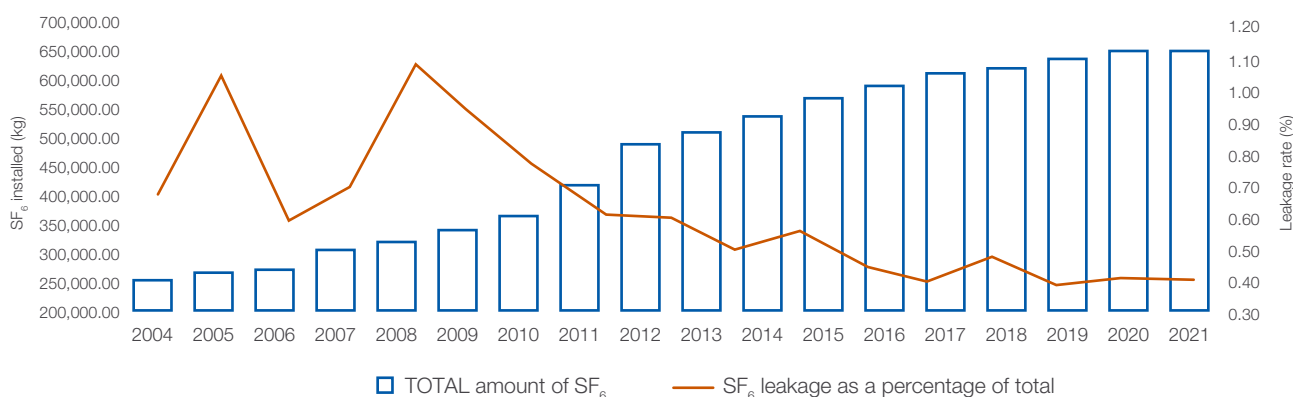
“TRANSMISSION IMPACTS” TARGET

KPIs AND TARGETS IN THE 2021-2025 INDUSTRIAL PLAN

KPI			TARGET			
	2021		2022	2023	2024	2025
	TARGET	RESULT				
SF ₆ leakage rate	0.45	0.40	0.45	0.45	0.45	0.45

The target values should be qualified, bearing in mind the already substantial decrease recorded in the previous five-year period and the higher average leak rates of other leading European TSOs (see below).

SF₆ leakage rates



In 2021, the leakage rate regarding total equipment installed and cylinders was **0.40%**. Though up slightly from 2020, this figure is in line with the company target and more than 50% lower than the average benchmark of leading TSOs (see below).

FOCUS

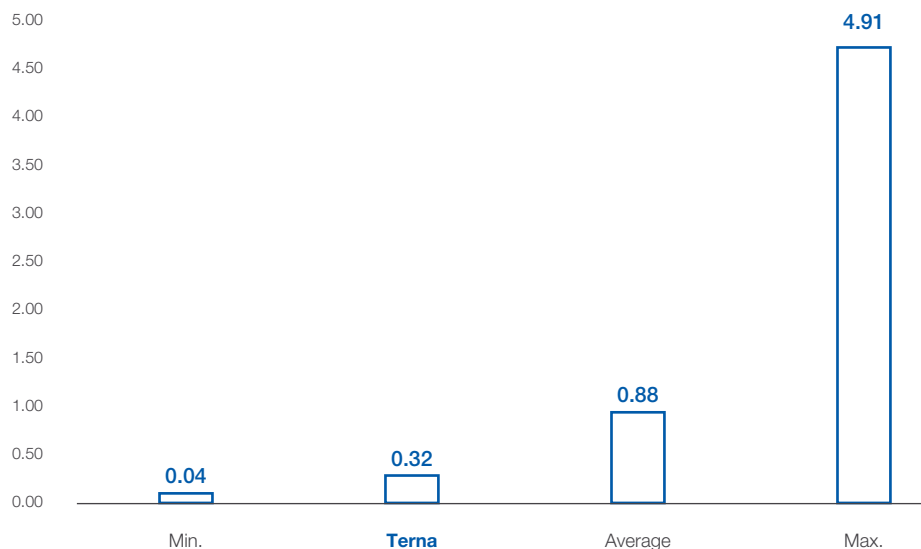
SF₆ leakage: comparative data

SF₆ gas is used by electricity transmission companies because of its excellent insulating properties.

Considering the specific nature of its use, comparison was only possible with the TSO peer group. The indicator being compared is the leakage rate, which is obtained by calculating the ratio between gas leaks during the year and the total amount of gas installed in equipment. In 2021, Terna registered a leakage rate of 0.40%, up from 2020, the year under comparison, in which the SF₆ leakage rate was 0.32%.

In comparison with the other transmission operators, for 2020, Terna reports an SF₆ leakage rate below the peer group average (calculated as the ratio between the sum of the total amounts installed by the TSOs).

SF₆ leakage rate (%) – 2020 figures



More information on the development of the SF₆ leakage benchmark is available in the “Sustainability” section of the website at www.terna.it.



EU12 >

Grid losses

Grid losses are defined as the difference between energy injected by producers (including imported energy) and final consumption; the losses for Terna are those associated with the transmission grid. The figures shown in the following table are based on direct measurement of the energy injected and withdrawn from the transmission system.

Terna became responsible for the direct measurements in 2017, whereas in previous years the Company had been responsible only for the measurement of energy injected into the NTG and not for the energy withdrawn, for which the distribution companies were responsible. Considering the margin of uncertainty regarding the accuracy of the readings made and in order to reduce the risk of interpreting the effect of the measurement errors and the related corrections as actual trends, in previous publications it was decided to use the arithmetic moving average of losses with a three-year window as annual data.

Terna has been responsible for direct measurements for four years now. This undertaking of responsibility has, in actual fact, eliminated the margin of uncertainty and, consequently, starting from this year, it was decided to scrap the use of the moving average with a three-year window and to report the values of the GWh lost on an annual basis.

GRID LOSSES⁽¹⁾

	2021		2020		2019	
	% COMPARED WITH ENERGY DEMAND	GWH	% COMPARED WITH ENERGY DEMAND	GWH	% COMPARED WITH ENERGY DEMAND	GWH
VHV and HV grid	1.6	5,143	1.5	4,435	1.6	5,050

⁽¹⁾ The average annual loss in 2020 is lower compared with the averages in 2021 and 2019 as a result of the reduction in the volumes of energy transported due to the Covid-19 emergency, in turn bringing about a reduction in electricity consumption at national level following implementation of the restrictive measures adopted by the government. The values reported for 2020 and 2019 differ from those previously published due to the change in the method of reporting.

Grid losses are a physical effect of the electricity lost as it passes through conductors and during transformation. Losses are influenced by the level of voltage, the volume of electricity transported, the materials used and the distance between the points at which energy is produced and consumed. Terna can only determine the extent of the losses, which are not completely under its control. Grid development activities, given the same structure of production, would lead to greater efficiency and thus a reduction in losses. However, the actual impact of development initiatives on losses is unpredictable and not under the control of the transmission operator, as it depends on concomitant changes in production capacity and electricity supply and demand at local level.

Dispatching operations, needed to guarantee a constant balance between injections and withdrawals and to prevent the occurrence of grid security problems and disruptions, are carried out in accordance with regulatory criteria within the production set-up created by the energy market. They cannot be influenced by Terna with the aim of minimising losses.

CO₂ emissions associated with grid losses amounted to 1,597,110 tonnes in 2021, 1,386,342 tonnes in 2020 and 1,700,384 tonnes in 2019. The trend differs from the one regarding losses measured in GWh due to changes in the conversion factor used to convert energy into CO₂ equivalent emissions, which in turn is affected by changes in the production mix among Italian power generators.

As indicated above, Terna does not have complete control over grid losses and, for this reason, up to 2020 the related CO₂ emissions were not reported in the scope 2 indirect emissions. However, starting from this year, it was deemed opportune to align the reporting methodology with that set by the GHG Protocol, the leading international standard for reporting CO₂ emissions.

Scenarios,
strategy and the
creation of value

Corporate governance,
risk management
and opportunities

The Group's
business

Intangible
capitals

**Natural
capital**

About NFS

Independent limited
assurance report on
the NFS for 2021

Annexes

Terna adopts a Science Based Target ("SBT") to contribute to reducing greenhouse gas emissions

The Science Based Target ("SBT") is the most advanced international initiative in terms of promoting a low-carbon economic model. It takes the form of a GHG emission reduction target in line with the 2015 Paris Agreement, which, if adopted across the board, would ensure that temperature increases are kept below specific limits.

With its fundamental role in driving and enabling the current ecological transition phase, Terna has voluntarily opted to link the twofold task of maintaining the already excellent level of quality and continuity of the electricity transmission service and making all necessary investment in the NTG to incorporate the growing share of production from renewable sources, to the adoption of an SBT.

This additional contribution from Terna to combating climate change, in terms of systemic sustainability and in line with SDG 13 ("Climate action"), took full shape in May 2021 with the approval of Terna's SBT by the SBT Initiative.

With this SBT, Terna is committed to cutting its carbon dioxide equivalent emissions by 28% compared with 2019 levels (scope 1 and 2) by 2030.

The target adopted by Terna, consistent with the scenario defined as "well below 2°C", i.e., in accordance with the guidelines recommended by scientists to keep the increase in global temperatures below specific limits, will be monitored and reported on annually in the Group's Integrated Report.



302-3 >

302-1 >

Consumption and cuts in emissions: energy efficiency

The Terna Group's energy consumption, which also includes the consumption of Tamini and Brugg Switzerland, is shown below. Tamini's and Brugg Switzerland's energy consumption is mainly due to natural gas consumption.

DIRECT AND INDIRECT ENERGY CONSUMPTION FOR THE GROUP - GIGAJOULE

	TERNA, TAMINI E BRUGG SWITZERLAND		TERNA		
	2021	2020	2021	2020	2019
Direct consumption in GJ (*)	174,407.2	167,656.3	102,181.9	92,038.0	110,574.9
Indirect consumption in GJ	762,573.6	737,620.1	709,851.6	687,913.1	697,600.2
Total consumption in GJ	936,980.8	905,276.4	812,033.5	779,951.1	808,175.1

(*) The data for diesel consumption for vehicles and natural gas for heating the offices of Brugg Switzerland are based on estimates.

The table below shows details of the Terna's energy consumption without taking into account Tamini and Brugg Switzerland, as their environmental impacts in terms of CO₂ are not fully comparable due to the specific nature of their businesses.

DIRECT AND INDIRECT ENERGY CONSUMPTION BY PRIMARY SOURCE - GIGAJOULE ⁽¹⁾

	2021	2020	2019
<i>Direct consumption in GJ</i>			
Petrol for motor vehicles ⁽²⁾	1,382.5	782.2	889.2
Diesel for motor vehicles ⁽²⁾	87,196.7	73,219.0	91,433.4
Jet fuel for helicopters	6,321.7	6,825.4	7,027.2
Natural gas for heating	3,505.0	5,762.6	5,448.6
Fuel oil for heating and generators	3,776.1	5,448.8	5,776.5
Total direct consumption	102,181.9	92,038.0	110,574.9
<i>Indirect consumption in GJ</i>			
Electricity to power substations and offices ⁽³⁾	709,851.6	687,913.1	697,600.2

⁽¹⁾ Direct consumption data in tonnes and thousands of m³ is shown in detail in the "Key indicator tables" (published in the Sustainability section of the website at www.terna.it). To convert the volumes of the primary resources into gigajoules, the parameters set out in the Global Reporting Initiative (GRI) protocols were used.

⁽²⁾ Only consumption of operating vehicles is taken into account and not the cars used by managers.

⁽³⁾ Allocation for the purposes of the production mix was based on the December 2021 issue of the "Monthly Report on the Electricity System" available on the website at www.terna.it. In addition, approximately 9% of Terna's electricity consumption is based on estimates.

The transmission of electricity only requires direct energy consumption for certain support activities, including:

- fuel for the Company's operational vehicles, cars and helicopters used for line inspections, fault repair and other line and substation maintenance activities. The increase in petrol in 2021 compared with 2020 is in part due to the addition of new hybrid vehicles to the Company's fleet, as these are partly fuelled by petrol;
- fuel oil for emergency generators that only come into operation in the event of a power failure. It is estimated that, nationwide, generators were used for a total of 4,573 hours (consumption equal to 0.4 GJ per hour, in line with the previous year);
- fuel oil and natural gas for office heating.

Indirect energy consumption coincides with the electricity used to run substations and operating equipment (87% of the total in 2021) and for office and laboratory use. The figure relating to office consumption is 100,412 GJ (up from 96,805 GJ) which, compared to the total number of Terna employees (less blue-collar workers), corresponds to per capita consumption of 31.6 GJ. This last figure is the latest in a constant downward trend (33.3 GJ in 2020, 34.0 GJ in 2019), bearing out the effectiveness of the energy efficiency measures in offices and buildings described on page 250. Compared with 2020, the overall trend in direct and indirect consumptions is up 4.0%, reflecting an increase in the number of premises measured (22 new substations), the increase in construction work taking place at substations and the greater number of people working in the Company's offices following an improvement in the situation relating to the pandemic.

Energy Management System

The **online project to monitor electricity** consumed by the 24 transformer substations located across the country (the principal energy carriers are monitored, with measurements covering approximately 90% of total consumption) was consolidated in 2021. The substations are selected according to climatic location, size and type of activity. A further 70 transformer substations located across the country were included in the project in 2021, with overall consumption monitored quarter-hourly basis.

The sensors installed send data to the **"EciWeb"** information system for deferred and/or online monitoring of energy-intensive elements (in Terna's case, office buildings and substations) relating to the high-voltage electricity transmission service. EciWeb is used for detailed monitoring of electricity consumption at 10 major buildings and 91 transformer substations.

In line with the sustainability goals included in the 2021-2025 Industrial Plan regarding the **"Energy efficiency of offices"**, and as envisaged by the project implemented with support from the subsidiary, Avvenia, and coordinated by the Group's Energy Manager, 16 of the 35 energy audits of the Terna Group's buildings were carried out in 2021. Once all the audits have been completed, this activity will enable Terna to set an energy consumption reduction target for the Group's offices via targeted efficiency improvement projects.

The **autotransformer replacement plan** has led to the definition of another target for reducing electricity consumption, relating to ancillary services. Analysis was carried out regarding calculation of the electricity that will be saved over a five-year period via the replacement of 60 autotransformers across the country (by the end of 2025, 60 transformers will have been replaced with expected total savings of approximately 80 GWh).

Regarding support for the preparation of course content for in-house training programmes, the "Management Systems" department has prepared and, in certain cases, provided the following training/information activities:

- EciWeb application: energy consumption monitoring at major buildings and offices (carried out in March 2021);
- EciWeb application: energy consumption monitoring at the transformer substations monitored (carried out in March 2021);
- Online energy efficiency and monitoring course focusing on consumption CNI Training Programme (the course was held in February 2022);
- Online course on energy efficiency within the Terna Group (to be held in 2022).

Energy efficiency of substations and offices

At Terna, the development of energy efficiency programmes relating to the use of electricity in substations and offices is experimental, as the Company's electricity consumption falls within the category of "own transmission uses" which, according to the industry's regulator, are not to be included in operating costs.

With a view to improving energy performance, a number of Terna's offices have also been refurbished or are newly built under a long-term programme, which aims to upgrade the energy efficiency class of buildings owned by the Group. Proposed work at offices primarily regards improvements to the energy efficiency of lighting, air-conditioning and heating.

The proposed changes at substations primarily regard the replacement of lighting towers and perimeter lighting with LED technology.

Below is a description of initiatives completed in 2021 with a view to reducing energy consumption, of which the benefits are measurable:

- **Summary of previous years' initiatives:** at 31 December 2021, the energy efficiency initiatives launched in 2014 had led to an overall reduction of around 1,170 tonnes of CO₂ (including 141 tonnes in 2021 alone). Due to the ongoing health emergency, the scheduling of certain initiatives was delayed to 2022.
- **Improving the efficiency of air conditioning systems:** in 2021, the air treatment system at the Rome offices at Viale Galbani 68/70 was upgraded, with latest generation motors and enhanced capacity. The air-conditioning system for the Bari Infrastructure Unit was manually reset. These initiatives led to a reduction of approximately 22 tonnes in annual CO₂ emissions.
- **Improving the efficiency of lighting systems:** in 2021, the lighting systems at substations managed by the Cislago (VA), Fiuli-Venezia-Giulia, Parma, Lazio North, Vittorio Veneto and Codrongianos (SS) Infrastructure Units were replaced. Lighting was replaced or modernised at offices, in two cases with the installation of motion sensors at the Centre North area office and at the offices of Terna Crna Gora. These actions have led to an annual reduction of over 280,000 kWh, equivalent to approximately 95 tonnes of CO₂ a year.
- **Self-production of electricity from renewable sources:** existing renewable self-production plants continued to operate in 2021.

Vehicle fleet

The Company's operational vehicles are used nationwide to carry out power line inspections and, in general, to visit infrastructure and construction sites.

Terna's vehicle fleet consists of three operating helicopters, purchased in 2015, used to carry out scheduled and random inspections of power lines, and a fleet of cars that is frequently renewed, of which over 89% are equipped with Euro 6 and Euro 5 engines. At 31 December 2021, the fleet includes 53 electric vehicles. For further information on vehicles and the related impact of the fleet, see the "Key indicator Tables" (published in the "Sustainability" section of the website at www.terna.it).

Scenarios,
strategy and the
creation of value

Corporate governance,
risk management
and opportunities

The Group's
business

Intangible
capitals

**Natural
capital**

About NFS

Independent limited
assurance report on
the NFS for 2021

Annexes

Other indirect CO₂ emissions

< 305-3

In addition to emissions deriving from electricity consumption and network leakage, Terna reports the following indirect emissions (scope 3), in line with the GHG Protocol and the classification used for the CDP questionnaire (formerly the Carbon Disclosure Project).

OTHER INDIRECT EMISSIONS (SCOPE 3) – TONNES OF CO₂ EQUIVALENT

	2021	2020	2019
Capital goods	27,447.8	145,838.2	305,993.1
Purchased goods and services	1,308.7	9,376.2	18,605.3
Logistics	395	3,214.5	6,481.4
Waste generated	2,323.8	4,135	6,798.6
Business travel	918	626	4,297

As regards emissions linked to the categories “Purchased goods and services”, “Capital goods”, “Logistics” and “Waste generated”, estimates were made using the PEF (Product Environmental Footprint) method, forming the basis of the LCA (Life Cycle Assessment) study, carried out by Terna in collaboration with Bocconi University. The figure for these emissions is directly influenced by the size (in km) and type (cable or overhead line, and voltage) of the new power lines built each year. The figure regarding business travel reflects total business travel by employees in 2021.



Environmental costs

Terna's commitment to the environment is reflected in the costs incurred for environmental reasons, in terms of both capital expenditure and operating costs. Separate representation of environmental costs is based on the definitions set out below, through aggregating information derived from the Company's general and management accounting. These definitions and the methodology described below are taken from the Terna Group's operating guidelines.

Accounting methodology

The identification of environmental costs is based primarily on available definitions, primarily those of ISTAT (Italy's Office for National Statistics), Eurostat and GRI, as well as the European Commission Recommendation on the recognition, measurement and disclosure of environmental data in annual accounts and annual reports (Recommendation 2001/453/CE). According to this Recommendation, **the term "environmental expenditure" includes the costs of initiatives undertaken by a company, directly or via third parties, in order to prevent, reduce or repair damage to the environment caused by its operating activities.**

Secondly, the relevant definitions have been cross-referenced with the environmental aspects evaluated as being significant (e.g., substation noise, electromagnetic fields, etc.) within the Company's ISO 14001 certified Environmental Management System, in order to identify Terna's environmentally relevant operating and capital expenditure activities within the main business processes.

Many of Terna's activities described in this Report entail environmental expenditure. However, certain limitations have been introduced in determining the scope of the reporting:

- the exclusion of integrated costs, namely those related to activities that have no exclusively environmental purpose (e.g., the use of pylons with innovative characteristics, also in terms of how well they blend into their surroundings) due to the subjective nature of accounting for environmental components only;
- the exclusion of additional costs linked to the consideration of environmental constraints and demands when planning and designing new lines (re-routings and sections of cable laid underground).

Additional conditions were also imposed if costs were significant, consistent with annual accounting requirements (a clear distinction between operating costs and capital expenditure) and directly measurable on the basis of the Company's existing accounting system. The latter condition meets the need to minimise the use of estimates based on non-accounting procedures.

Scenarios,
strategy and the
creation of valueCorporate governance,
risk management
and opportunitiesThe Group's
businessIntangible
capitals**Natural
capital**

About NFS

Independent limited
assurance report on
the NFS for 2021

Annexes

Capital expenditure and operating costs

The table below provides the best possible view of Terna's capital expenditure and operating costs in relation to the environment.

It should be noted that these costs exclude expenses relating to internal sources and only take into account the cost of external supplies. An exception is the item "Environmental activities – Existing plant", which does include the cost of internal personnel.

Based on the methodology adopted and the footnotes to the table, it should be noted that the environmental costs shown represent a subset of the total environmental costs actually incurred, as defined above.

ENVIRONMENTAL COSTS - CAPITAL EXPENDITURE AND OPERATING COSTS (€m)

	2021	2020	2019
<i>Capital expenditure</i>			
Environmental offsets ⁽¹⁾	2.6	1.6	8.7
Environmental impact studies ⁽²⁾	5.3	3.9	3.8
Environmental activities – new plant ⁽³⁾	6.7	5.5	5.5
Environmental activities – existing plant ⁽⁴⁾	7.2	6.0	3.4
Demolitions ⁽⁵⁾	1.6	1.3	1.7
Total capital expenditure	23.4	18.3	23.1
<i>Costs</i>			
Cost of environmental activities ⁽⁶⁾	25.2	26.8	24.2
Total operating costs	25.2	26.8	24.2

⁽¹⁾ **Environmental offsets:** these are amounts allocated to offset the works provided for in the Grid Development Plan, as identified by specific agreements signed with local authorities. Compared with the information published in the 2020 Sustainability Report, the figure for 2020 has fallen from €5.5m to €1.6m following a final assessment of the scope of compensatory works.

⁽²⁾ **Environmental impact studies:** these relate to plants provided for in the Grid Development Plan that are under construction or awaiting the necessary consents from the competent authorities.

⁽³⁾ **Environmental activities – new plant:** the amount shown is an estimated figure. Based on an analysis of certain large investment projects, it has been found that at least 1% of total project costs correspond to environmental items, usually deriving from regulatory requirements (for example, tree screens, noise barriers, the installation of bird deterrents, environmental monitoring, testing of excavated soil and rocks). Therefore, a value of 1% of the capital expenditure costs for projects with similar characteristics has been taken into account.

⁽⁴⁾ **Environmental activities – existing plant:** these are the costs of upgrading plants to comply with new legal requirements and regulations in the environmental field (e.g., noise and visual and landscape aspects).

⁽⁵⁾ **Demolitions:** this is the cost of the final decommissioning of power lines as part of rationalisation programmes.

⁽⁶⁾ **Cost of environmental activities:** this regards vegetation management, grass cutting, waste management and demolition/decommissioning activities, which represent small amounts and are not included under investment. These cost items, which are directly identifiable within the management accounts, do not cover all operating costs, but do comprise the majority of such costs.

« Interconnections lead to more efficient exchanges between market areas and, as a result, to lower energy prices. They will become ever more important in the future as they accompany the energy transition and decarbonisation process, with clear benefits for the entire electricity system. We have already taken this approach with the 2,000-km Tyrrhenian Link that will connect Campania, Sicily and Sardinia. »

Riccardo De Zan

**Design and construction of HVDC
and submarine power lines
Major projects and international development**

#Ternapeople #DrivingEnergy





Methodological note	256
Scope of reporting and ESG indicators	258
Materiality analysis	260
Tables linking legislation with the standards adopted and scope of impacts	263
GRI indicators	266

About NFS

Methodological note

The Terna Group's NFS has been prepared in compliance with the provisions of Legislative Decree 254/2016, as amended. It contains disclosures on the matters deemed material and provided for in art. 3 of the above Decree, to the extent necessary to enable readers to gain an understanding of the Group's activities, its performance, results and impacts. In the paragraph on the "The EU taxonomy", the NFS also includes the disclosures required by the taxonomy, as provided for in Regulation (EU) 852/20.

The NFS, prepared using the GRI reporting standards "in accordance core" version, was subject to a limited assurance by Deloitte & Touche S.p.A., resulting in a specific "Assurance report", as required by the provisions of articles 3 and 4 of Legislative Decree 254/16. The opinion of the auditing firm and the related assurance activities did not concern the disclosure relating to the "material performance indicators envisaged in the supplement for the Electric Utility sector (EUSS)", the "other published GRI performance indicators" reported on page 272-273, the "Key indicator tables", published in the "Sustainability" section of the website at www.terna.it or the "The EU taxonomy" disclosures.

The following table shows the content of the disclosures required by the Decree and their position in the Integrated Report. This content, together with the EU taxonomy disclosures and the references shown in the GRI Content Index, constitute the consolidated non-financial statement. To help the reader, content relating to the NFS is appropriately indicated within the Integrated Report using the abbreviation "**NFS**".

Scenarios,
strategy and the
creation of valueCorporate governance,
risk management
and opportunitiesThe Group's
businessIntangible
capitalsNatural
capital

About NFS

Independent limited
assurance report on
the NFS for 2021

Annexes

DECREE REQUIREMENT	SECTIONS/PARAGRAPHS OF THE INTEGRATED REPORT RELATING TO THE NFS	MATERIAL TOPIC LINKED TO THE DECREE REQUIREMENT	GRI STANDARDS LINKED TO THE DECREE REQUIREMENT
ENVIRONMENT			
Risks	- Principal risks for the Company and how they are managed and the related opportunities. - Opportunities and risks connected with climate change.	Mitigating the impact of infrastructure	304; 413
Management and organisational approach	- Natural capital. - The Group's capital expenditure. - Electricity transmission.	Reducing the Group's CO ₂ emissions	302 305
Policies adopted and risk management practices		Delivering the ecological transition	201
SOCIAL			
Risks	- Principal risks for the Company and how they are managed and the related opportunities.		
Management and organisational approach	- Electricity transmission. - Dispatching of electricity. - Continuity and quality of service. - Infrastructure maintenance.	Ensuring the quality, security and continuity of the electricity service	203
Policies adopted and risk management practices	- Innovation. - Dialogue with local communities. - Managing the environmental impact of the electricity grid.	Optimal management of relations with local stakeholders	413
WORKFORCE-RELATED			
Risks	- Principal risks for the Company and how they are managed and the related opportunities.	Workplace health and safety and workers' rights	403
Management and organisational approach	- Human capital.	HR development	401 404
Policies adopted and risk management practices		Advancement of inclusion and diversity	405
RESPECT FOR HUMAN RIGHTS			
Risks	- Principal risks for the Company and how they are managed and the related opportunities.		
Management and organisational approach	- Safety, the environment and human rights at contractors. - Respect for human rights. - Sustainable supply chain.	Supply chain sustainability	406 407 412 414
Policies adopted and risk management practices			
TACKLING CORRUPTION			
Risks	- Principal risks for the Company and how they are managed and the related opportunities.		
Management and organisational approach	- Compliance, integrity and combatting corruption.	Business integrity	205 206
Policies adopted and risk management practices			

Scope of reporting and ESG indicators

In keeping with the NFS in 2020 in which, in order to progressively shift towards a “One Company” approach to presentation, data regarding the Tamini Group was consolidated for the first time, data for Brugg Kabel AG Switzerland, in which a 90% stake was acquired on 29 February 2020 and which is a subsidiary of Terna Energy Solutions, has also been consolidated in this Report.

In any event, in order to ensure comparability of the 2021 data with the data for the previous two years, data for Terna alone used in the sustainability reports for 2020 and 2019 is also reported, whilst, for 2021 and 2020 alone, consolidated data for Terna, Tamini and Brugg Switzerland is also shown. The 2020 data for Brugg were not published in the NFS for 2020 as they were not available in time for inclusion.

Unless otherwise indicated, the following are excluded from the scope:

- Avenia;
- the LT Group, acquired in October 2021;
- data referring to companies operating overseas.

Data regarding Avenia, a subsidiary acquired in 2018 and controlled by Terna Energy Solutions, in turn a subsidiary of Terna, have not been consolidated (18 staff at 31 December 2021). Environmental impact analyses for Avenia completed in 2019 were not material for reporting purposes.

Environmental data regarding subsidiaries operating overseas have been consolidated in a comparable manner based on the type of impact and management model. In contrast, it was deemed preferable to report data on social aspects (e.g. accidents) separately, given the importance of the related regulatory framework.

Finally, it should be noted that when the data reported in the section, “Human capital”, refers to “Terna”, it relates to 82% of the workforce, whilst when it refers to “Terna, Tamini and Brugg Switzerland” it relates to 95% of the Group’s workforce. In terms of the Group’s revenue, these percentages for “Terna” alone are 90% and when referring to “Terna, Tamini and Brugg Switzerland” 99%.

As regards the data reported in the section, “Natural capital”, on the other hand, when this refers to “Terna” it relates to 82% of the workforce, whilst when it refers to “Terna, Tamini and Brugg Switzerland” it relates to 96% of the Group’s workforce. In terms of the Group’s revenue, these percentages for “Terna” alone are 90% and when referring to “Terna, Tamini and Brugg Switzerland” 99.5%.

Finally, any changes to the data published in previous editions are appropriately highlighted in the document.

Scenarios,
strategy and the
creation of valueCorporate governance,
risk management
and opportunitiesThe Group's
businessIntangible
capitalsNatural
capital[About NFS](#)Independent limited
assurance report on
the NFS for 2021

Annexes

In accordance with the materiality principle, data presented in the Report cover all companies having a significant impact on sustainability (e.g., in terms of size or personnel, potential impact on the environment and the community or the number of transactions/activities occurring during the year) and over which Terna directly or indirectly exercises control or has power to govern their financial and operating policies. There are no joint ventures, other subsidiaries or leased assets that might significantly influence the scope of compatibility of the environmental or social data.

In 2021, information on the 350 electricity substations formerly owned by RFI (342 at the end of 2020) was included in the scope of environmental data. All the substations that, by 31 December 2021, had been integrated into the Terna Group's scope of operations have therefore been consolidated. There are no further electricity substations formerly owned by RFI that are expected to be operated under an O&M (Operation & Maintenance) contract entered into with the previous owner.

Comparative analysis of ESG performances

In the belief that a comparison of environmental, social and governance performance should not only concern the Company but also its stakeholders, as in previous years, this Report also includes comparisons between Terna's results and those of other companies.

The comparative sustainability indicators regard the following topics: carbon intensity, the SF6 leakage rate, per capita hours of training and the staff turnover rate.

The main criteria adopted in the analysis, as a premise for reading and interpreting the comparisons of each of the indicators in the Report, are set out below.

Three company peer groups were chosen:

- the first consists of the leading European and non-European Transmission System Operators in terms of the number of kilometres of line operated;
- the second covers a range of sectors and comprises large Italian companies (the 40 companies listed on the FTSE MIB on 3 January 2022);
- the third consists of the international best performers in the Electric Utilities – ELC sector (identified by the sustainability rating agency SAM – Standard & Poor's Global – and included in the Dow Jones Sustainability World Index in November 2021).

The purpose of the three peer groups – also in connection with the type of indicator examined – is to provide a comparison between companies with the same operating characteristics, including an Italian comparison and one with the top international performers from the same sector. From among companies in the three peer groups, consideration has been given to those that publish useful information for comparison on their websites via their Sustainability Report (even if not drawn up in accordance with the GRI guidelines) or via other documents (integrated reports, HSE reports, financial reports, etc.).

This led to a reduction in the sample compared with the number of companies in the peer group at the outset. The comparative analysis necessarily refers to data for 2020, as the comparisons were made whilst the 2021 reports were being prepared, as was also the case for Terna.

It should be noted that, despite the exclusion of explicitly non-homogeneous data, in many cases doubts remain regarding the actual comparability between companies, especially in situations where significant discrepancies were found between the data reported by some companies and the average figure for the peer group.

Materiality analysis

The choice of topics on which this Integrated Report is based reflects the updated materiality analysis conducted in December 2021, in accordance with the GRI Sustainability Reporting Standards, the principal international standards adopted by Terna since the annual reporting period for 2006.

In updating the **“significance for Terna”** aspect, in keeping with the form of engagement used in 2020, involving the conduct of formal interviews with Terna’s senior management, an online questionnaire was distributed to second line managers. The results were weighted against the outcome of an assessment of internal documents and the interviews conducted in 2020.

With regard to the **“significance for stakeholders”** aspect, the results obtained via an online questionnaire (sent to investors, distributors, the media, opinion groups, non-regulated customers, suppliers and representatives of local business groups) were combined with an assessment of internal documents representing the stakeholder priorities and key sustainability trends.

In updating the materiality matrix for 2021 (see page 42), it was decided to bring forward compliance with the obligations provided for in the new GRI 3 standard. This involved an initial due diligence process regarding the impacts incurred or generated by Terna. The results were then integrated with the analyses of the significance for Terna and for stakeholders⁸⁴.

The analysis of the Terna Group’s material topics was completed by linking them to the main Sustainable Development Goals (SDGs) and the relevant capitals.

A summary of the Company’s and stakeholders’ points of view is expressed in the **materiality matrix**, which makes it possible to identify the “material” topics, namely those deemed most important by Terna and stakeholders. It also highlights any differences in viewpoints on topics between stakeholders and the Company.

In the matrix, the most significant topics are those furthest from the origin; the most important topics in absolute terms are the ones furthest from the origin and, at the same time, closer to the bisector. For 2021, as shown in the matrix, the five most significant topics are: “Delivering the ecological transition”; “Quality, security and continuity of the electricity service”; “Workplace health and safety and workers’ rights”; “Grid resilience” and “Delivering on financial and performance goals”. The three topics that have grown in significance compared with the analysis conducted in 2020 are: “Reducing the Group’s CO2 emissions”; “Advancing inclusion and diversity” and “Reuse and recycling of materials”.

⁸⁴ This assessment meets the requirements of the new sustainability standards in GRI 3: Material Topics 2021, which put forward a due diligence framework for analysing the impacts incurred or generated by a company’s activities (the double-materiality principle), anticipating the proposed new legislation at EU level.

Scenarios,
strategy and the
creation of valueCorporate governance,
risk management
and opportunitiesThe Group's
businessIntangible
capitalsNatural
capital

About NFS

Independent limited
assurance report on
the NFS for 2021

Annexes

In determining significant topics for financial stakeholders alone, in keeping with previous years, it was decided to conduct a specific analysis to identify the priorities for this category. This differs from previous analyses in the following aspects:

- to assess the significance for **stakeholders**, again in line with IIRC principles, only the opinions of those **belonging to the financial category** (including financial analysts and institutional investors) and “credit providers” (e.g., banks), were taken into account;
- only the topics for which, in the set of sources analysed, it was possible to identify the information of significance to financial stakeholders were taken into account.

Based on this analysis, the topics considered of greatest significance are: “Delivering the ecological transition”, “Workplace health and safety and workers’ rights” and “Reducing the Group’s CO2 emissions”. These results, as shown in the matrix, do not differ significantly from the outcome of the materiality analysis conducted on the basis of the GRI standard.

To complete the analysis of prospective materiality, a comparison was made between the topics deemed significant for Terna and the categories established by the **Sustainability Accounting Standards Board (“SASB”)**⁸⁵.

For the **“Electric utilities & Power generators”** sector⁸⁶, the SASB has identified nine topics that may be material for companies operating in this sector. Of these nine topics, considering the scope of Terna’s business with respect to the definition of the sector used by the SASB (e.g., the absence of any relationship with final consumers, the fact that Terna does not operate as power generator), the related metrics were analysed and the degree to which Terna is aligned with the standards was assessed. The results, summarised in the following table, reveal good coverage on the part of Terna in terms of the disclosures provided to its stakeholders, after taking into account the categories that do not apply⁸⁷. The nine topics identified by the SASB were put into two groups: the **first group** includes four topics for which Terna reports at least one of the quantitative indicators required by the standard; the **second group**, on the other hand, includes three topics whose metrics regard the generation and sale of electricity (e.g., indicators relating to the number of nuclear plants owned, the disposal of coal ash) and therefore not applicable to Terna. Despite this, it is possible to link these topics to aspects that are material for Terna’s business (see the references in the following table). Finally, the key to the materiality matrix shows the links between the topics deemed significant for Terna and the categories used by the SASB.

⁸⁵ The SASB is an independent non-profit organization, founded in 2011, that sets and maintains specific standards for each sector, to guide the disclosure of financially material sustainability information by companies to their investors. The standards, adopted above all in the USA, use the Materiality Map as a tool for identifying sustainability-related issues that can influence the financial and operating performances of companies within a certain sector.

⁸⁶ Further details can be found at the following link: <https://materiality.sasb.org/>

⁸⁷ The topics excluded from the comparison are Air Quality and Water and Wastewater Management, as they do not apply to Terna’s business. In terms of the SASB, these topics relate solely to power generation companies.

6. About NFS • Materiality analysis

GROUPS	GENERAL CATEGORY OF SASB TOPIC	TERNA TOPIC	REF. DISCLOSURE BY TERNA
Group 1	GHG emissions The category addresses direct (Scope 1) greenhouse gas (GHG) emissions that a company generates through its operations. This includes GHG emissions from stationary (e.g., factories, power plants, etc.) and mobile sources (e.g., trucks, delivery vehicles, planes, etc.), whether a result of combustion of fuel or non-combusted direct releases during activities such as natural resource extraction, power generation, land use or biogenic processes. The category further includes management of regulatory risks, environmental compliance and reputational risks and opportunities, as they relate to direct GHG emissions. The seven GHGs covered under the Kyoto Protocol are included within the category – carbon dioxide (CO ₂), methane (CH ₄), nitrous oxide (N ₂ O), hydrofluorocarbons (HFCs), perfluorocarbons (PFCs), sulphur hexafluoride (SF ₆) and nitrogen trifluoride (NF ₃).	Reducing the Group's CO ₂ emissions	Page 244
	Employee health and safety The category addresses the company's ability to create and maintain a safe and healthy workplace environment that is free of injuries, fatalities and illness (both chronic and acute). It is traditionally accomplished through implementing safety management plans, developing training requirements for employees and contractors and conducting regular audits of their own practices as well as those of their subcontractors. The category further captures how companies ensure physical and mental health of their workforce through technology, training, corporate culture, regulatory compliance, monitoring and testing and personal protective equipment.	Workplace health and safety	Page 203
	Business model resilience The category addresses an industry's capacity to manage risks and opportunities associated with incorporating social, environmental and political transitions into long-term business model planning. This includes responsiveness to the transition to a low-carbon and climate-restrained economy, as well as growth and creation of new markets among unserved and underserved socio-economic populations. The category highlights industries in which evolving environmental and social realities may challenge companies to fundamentally adapt or may put their business models at risk.	Information security Delivering the ecological transition	Page 88, 172
	Systematic risk management The category addresses the company's contributions to or management of systemic risks resulting from large-scale weakening or collapse of systems upon which the economy and society depend. This includes financial systems, natural resource systems and technological systems. It addresses the mechanisms a company has in place to reduce its contributions to systemic risks and to improve safeguards that may mitigate the impacts of systemic failure. For financial institutions, the category also captures the company's ability to absorb shocks arising from financial and economic stress and meet stricter regulatory requirements related to the complexity and interconnectedness of companies within the industry.	Information security Ensuring the quality, security and continuity of the electricity service Delivering on financial and performance goals	Page 172, 107, 134
	Waste and hazardous materials management The category addresses environmental issues associated with hazardous and non-hazardous waste generated by companies. It addresses a company's management of solid wastes in manufacturing, agriculture and other industrial processes. It covers treatment, handling, storage, disposal and regulatory compliance. The category does not cover emissions to air or wastewater, nor does it cover waste from end-of-life products.	Reuse and recycling of materials	Page 234
Group 2	Access and affordability The category addresses a company's ability to ensure broad access to its products and services, specifically in the context of underserved markets and/or population groups. It includes the management of issues related to universal needs, such as the accessibility and affordability of health care, financial services, utilities, education and telecommunications.	Strategic approach to stakeholder management Economic impacts on the community Information security	Page 214; 158; 172
	Critical incident risk management The category addresses the company's use of management systems and scenario planning to identify, understand and prevent or minimise the occurrence of low-probability, high-impact accidents and emergencies with significant potential environmental and social externalities. It relates to the culture of safety at a company, its relevant safety management systems and technological controls, the potential human, environmental and social implications of such events occurring, and the long-term effects to an organisation, its workers and society should these events occur.	Business integrity Ensuring the quality, security and continuity of the electricity service Delivering on financial and performance goals Strategic approach to stakeholder management	Page 68; 107; 134; 214

Tables linking legislation with the standards adopted and scope of impacts

The significance of the various topics for Terna and its stakeholders is based on the impacts, both positive and negative, connected to them. In line with the requirement in Legislative Decree 254/2016, to explain *"the main risks, generated or incurred, in connection with"* the significant topics in terms of materiality, for each of the topics identified, the table below shows an example of the risk involved and the type of impact for Terna and for the specific categories of stakeholder affected. In the classification of impacts for Terna, the categories used in the Company's application of the Enterprise Risk Management ("ERM") model have been adopted, whilst the impacts for stakeholders are broken down into:

- Quality of service;
- Economic;
- Health and safety;
- Human rights;
- Quality of life, well-being.

TOPIC	GRI	EXAMPLE OF RISK MANIFESTATION	POTENTIAL IMPACT ON TERNA	STAKEHOLDERS POTENTIALLY IMPACTED	POTENTIAL IMPACT ON STAKEHOLDERS
Delivering the ecological transition	302; 305	Increased service disruption, grid inadequacy, growth in renewable energy production below expectations	- Operational - Reputational - Economic/financial	Community, electricity sector operators, public decision makers and regulators	Service quality, economic, decarbonisation targets
Ensuring the quality, security and continuity of the electricity service	NA	Increase in malfunctions, grid inadequacy	- Operational - Reputational - Economic/financial	Community	Service quality, economic
Workplace health and safety and workers' rights	403	Occupational injuries	- Reputational - Economic/financial - HSE (Health, Safety & Environment)	Personnel, suppliers	Health and safety, human rights
Grid resilience	NA	Increased service disruption, grid inadequacy	- Operational - Reputational - Economic/financial	Community, local communities affected by the presence of Terna's infrastructure	Quality and continuity of service, economic
Delivering on financial and performance goals	201	Economic and financial performance below expectations	- Operational - Economic/financial	Shareholders, credit providers, suppliers, business partners, personnel, community	Economic
Mitigating the impact of infrastructure	NA	Insufficient consideration given to and containment of negative externalities (excluding CO ₂ emissions) resulting from Terna's operations	- Reputational	Local communities affected by the presence of Terna's infrastructure	Quality of life, wellbeing
Innovation and digitalisation	NA	Insufficient innovation capacity for the ecological transition and business growth	- Operational - Economic/financial in the medium-term - Reputational	Community, shareholders, suppliers	Community: service quality. Shareholders and suppliers: economic in the medium-long term

6. About NFS • Tables linking legislation with the standards adopted and scope of impacts

TOPIC	GRI	EXAMPLE OF RISK MANIFESTATION	POTENTIAL IMPACT ON TERNA	STAKEHOLDERS POTENTIALLY IMPACTED	POTENTIAL IMPACT ON STAKEHOLDERS
Business integrity	205; 206; 207; 307; 415; 419	Behaviours in breach of statutory requirements	- Reputational - Economic/financial	Shareholders, other stakeholders, who are damaged by Terna's conduct	Shareholders: economic.
Strategic approach to stakeholder management	NA	Failure to consider stakeholders' expectations	- Reputational - Operational	All	Quality of life, wellbeing
Reducing the Group's CO₂ emissions	302;305	Insufficient consideration given to and containment of greenhouse gas emissions resulting from Terna's operations	- Reputational	Community	Quality of life, wellbeing
Economic impacts on the community	201	Increased cost of the service (caused by Terna)	- Reputational - Economic/financial in the medium-term - Operational	Community	Economic
Optimal management of relations	413	Tensioni con le comunità locali interessate dallo sviluppo della rete	- Reputational - Economic/financial - Operational	Local communities	Quality of life, wellbeing
HR development	404	Inadequate human capital	- Operational - Reputational - Economic/financial	Shareholders, personnel	Personnel: quality of life, economic Shareholders: economic
Reuse and recycling of materials	306	Disposal of reusable or recyclable materials on completion of a project in violation of the standards adopted by the Company as part of efforts to develop the circular economy	- Reputational - HSE (Health, Safety & Environment)	Community	Quality of life, wellbeing, health and safety
Governance model effectiveness	NA	Below par governance	- Operational - Reputational	Shareholders, credit providers, suppliers, business partners, personnel	Economic (indirect)
Protecting biodiversity	304	Incidents during construction work that may have an impact on flora or fauna and/or contribute to the disappearance of animal or plant species	- Reputational - Economic/financial - HSE (Health, Safety & Environment)	Community	Quality of life, wellbeing, health and safety, economic (reflecting potential fines or remedial action)
Information security	418	Increased disruption to services, loss of confidential data, breach of privacy of grid users, grid inadequacy	- Operational - Reputational - Economic/financial	Community, electricity sector operators, personnel	Quality of service, economic, right to privacy
Promoting wellbeing within the workforce	401; 402; 407	Changes linked to alterations to the workplace environment resulting in physical, psychological and social dissatisfaction among the workforce	- Reputational - HSE (Health, Safety & Environment)	Personnel	Quality of life, wellbeing

Scenarios,
strategy and the
creation of value

Corporate governance,
risk management
and opportunities

The Group's
business

Intangible
capitals

Natural
capital

About NFS

Independent limited
assurance report on
the NFS for 2021

Annexes

TOPIC	GRI	EXAMPLE OF RISK MANIFESTATION	POTENTIAL IMPACT ON TERNA	STAKEHOLDERS POTENTIALLY IMPACTED	POTENTIAL IMPACT ON STAKEHOLDERS
Advancement of inclusion and diversity	405; 406; 412	Unjustified differences in treatment linked to aspects of diversity; inadequate human capital	- Reputational - Economic (productivity)	Personnel; potential candidates for employment	Human rights, economic
Social responsibility initiatives	413	Terna's social responsibility unclear and poorly perceived	- Reputational	Community, personnel	Quality of life, wellbeing Personnel: sense of pride
Supply chain sustainability	204; 308; 414	Conduct of suppliers not in line with Terna's sustainability policies	- Reputational - Economic/financial	Suppliers	Human rights, health and safety
Growing and diversifying the business	203	Lack of profitability and growth generated by the customer base/ orders linked to the non- regulated business	- Operational - Reputational - Economic/financial	Shareholders, credit providers	Economic

GRI indicators

The GRI content index for the GRI Standards used in the report. Each indicator, where provided for, is linked with the relevant Sustainable Development Goals (SDGs), the Global Compact principles and the capitals identified using the IIRC framework. Finally, references to the pages of the document where the relevant information can be found have also been provided, together with any limitations and notes for specific indicators.

The page references refer to the disclosures required by the standards. The standards used are those published in 2016. Any references to later standards are shown in the table.

GRI STANDARD		PAGE	LIMITATIONS AND NOTES
GRI 101 – FOUNDATION (2016)		42-43, 258-262	
GRI 102 – GENERAL DISCLOSURES (2016)			
ORGANISATIONAL PROFILE			
102-1	Name of the organisation.	74, 183	
102-2	Activities, brands, products, and services.	60-63, 84-85, 109, 119-124 128-129	
102-3	Location of headquarters.	74, 183	
102-4	Location of operations.	60-63, 84-85, 109, 119-130	
102-5	Ownership and legal form.	58-59	
102-6	Markets served.	84-85, 109, 119-123, 128-129	
102-7	Scale of the organisation.	60-63, 194-195	
102-8	Information on employees and other workers.	192-197	
102-9	Supply chain.	186-191, 208-209	
102-10	Significant changes to the organization and its supply chain.	60-63	
102-11	Precautionary principle.	232- 240	
102-12	External initiatives.	34-35, 47-48, 67, 182-184 224-227, 235-236	
102-13	Membership of associations.	224-227	
STRATEGY			
102-14	Statement from senior decision maker.	2-3	
102-15	Key impacts, risks and opportunities.	47-49, 65, 67-77, 131-133 157, 182-184, 263-265	
ETHICS AND INTEGRITY			
102-16	Values, principles, standards and norms of behaviour.	47-48, 67 Report on Corporate Governance and Ownership Structures.	
102-17	Mechanisms for advice and concerns about ethics.	181, 222, 237-238 Code of Ethics: 44-45	

Scenarios,
strategy and the
creation of valueCorporate governance,
risk management
and opportunitiesThe Group's
businessIntangible
capitalsNatural
capital

About NFS

Independent limited
assurance report on
the NFS for 2021

Annexes

GRI STANDARD	PAGE	LIMITATIONS AND NOTES
GOVERNANCE		
102-18 Governance structure.	64-67 Report on Corporate Governance and Ownership Structures.	
102-19 Delegating authority.	64-67 Report on Corporate Governance and Ownership Structures.	
102-20 Executive-level responsibility for economic, environmental, and social topics.	64-67 Report on Corporate Governance and Ownership Structures.	
102-21 Consulting stakeholders on economic, environmental, and social topics.	Report on Corporate Governance and Ownership Structures.	
102-22 Composition of the highest governance body and its committees.	64-67	
102-23 Chair of the highest governance body.	Report on Corporate Governance and Ownership Structures.	
102-24 Nominating and selecting the highest governance body.	Report on Corporate Governance and Ownership Structures.	
102-25 Conflicts of interest.	Report on Corporate Governance and Ownership Structures.	
102-26 Role of highest governance body in setting purpose, values, and strategy.	64-67 Report on Corporate Governance and Ownership Structures.	
102-28 Evaluating the highest governance body's performance.	Report on Corporate Governance and Ownership Structures.	
102-29 Identifying and managing economic, environmental, and social impacts.	47-49, 64-77, 157- 162 182-184, 263-265 Report on Corporate Governance and Ownership Structures.	
102-30 Effectiveness of risk management processes.	Report on Corporate Governance and Ownership Structures.	
102-31 Review of economic, environmental, and social topics.	42-43, 260-262	
102-32 Highest governance body's role in sustainability reporting.	4-5, 42-43, 258-262	
102-35 Remuneration policies.	Report on Corporate Governance and Ownership Structures.	
102-36 Process for determining remuneration.	Report on Corporate Governance and Ownership Structures.	
102-37 Stakeholders' involvement in remuneration.	Report on Corporate Governance and Ownership Structures.	
STAKEHOLDER ENGAGEMENT		
102-40 List of stakeholder groups.	214-215	
102-41 Collective bargaining agreements.	209-210	
102-42 Identifying and selecting stakeholders.	214-215	
102-43 Approach to stakeholder engagement.	42-43, 214-215, 260-262	
102-44 Key topics and concerns raised.	209-210, 214-215, 218-223 260-265	
REPORTING PRACTICES		
102-45 Entities included in the consolidated financial statements.	60-63, 258	
102-46 Defining report content and topic boundaries.	4-5, 258-265	
102-47 List of material topics.	42-43, 260-265	
102-48 Restatements of information.	258	
102-49 Changes in reporting.	42-43, 260-261	
102-50 Reporting period.	258	
102-51 Date of most recent report.	4-5, 258	
102-52 Reporting cycle.	4-5, 258	
102-53 Contact point for questions regarding the report.	215	
102-54 Claims of reporting in accordance with the GRI Standards.	4-5	
102-55 GRI content index.	266	
102-56 External assurance.	4, 276	
GRI 103 MANAGEMENT APPROACH (2016)		
103-1	42-43, 258-265	
103-2	The following section on the GRI topic specific includes page references for the information on standards 103-2 and 103-3 for each material topic.	
103-3		

Topic Specific Standards – GRI 200: Economic Topics

GRI STANDARD	PAGE	LIMITATIONS AND NOTES	CAPITALS	GLOBAL COMPACT	SDGs
ECONOMIC PERFORMANCE	74-77, 98 158-162				
201-1 Direct economic value generated and distributed.	158-159				
201-2 Financial implications for the organisation's activities due to climate change.	74-77				
201-3 Coverage of the organisation's defined benefit plan obligations.	210				
201-4 Financial assistance received from government.	159				
INDIRECT ECONOMIC IMPACTS	98, 158-162 222-223				
203-1 Infrastructure investments and services supported.	98, 222-223				
PROCUREMENT PRACTICES	186-191				
204-1 Proportion of spending on local suppliers.	186				
ANTI-CORRUPTION	178-181				
205-1 Proportion of business units assessed for risks related to corruption and risks identified.	178				
205-2 Communication and training on anti-corruption policies and procedures.	178, 181	Information on suppliers is provided on page 186; for the members of the Board of Directors, see the "Report on Corporate Governance and Ownership Structures".		Principle 10	
205-3 Confirmed incidents of corruption and actions taken.	177			Principle 10	
ANTI-COMPETITIVE BEHAVIOUR	68, 116, 176				
206-1 Total legal actions for anti-competitive behaviours, anti-trust and monopoly practices and related judgments.	177				
TAX (2019)	159-160				
207-1 Approach to tax.	159				
207-2 Tax governance, control, and risk management.	159-160	For the reports, see page 181. For the assurance process, see the independent auditor's report on the financial statements.			
207-3 Stakeholder engagement and management of concerns related to tax.	160				
207-4 Country-by-country reporting.	62-63, 160				

Scenarios,
strategy and the
creation of valueCorporate governance,
risk management
and opportunitiesThe Group's
businessIntangible
capitalsNatural
capital

About NFS



































Independent limited
assurance report on
the NFS for 2021

Annexes

Topic Specific Standards – GRI 300: Environmental Topics

GRI STANDARD	PAGE	LIMITATIONS AND NOTES	CAPITALS	GLOBAL COMPACT	SDGs
ENERGY 232, 248-249					
302-1 Energy consumption within the organisation.	248				
302-3 Energy intensity.	248			Principle 9	
BIODIVERSITY 232-234, 238-240					
304-1 Operational sites owned, leased, managed in, or adjacent to protected areas and areas of high biodiversity value outside protected areas.	238			Principle 8	
304-4 Total number of IUCN red list species and national conservation list species with habitats in areas affected by operations, by level of extinction risk.	238-239			Principle 8	
EMISSIONS 232, 241-251					
305-1 Direct greenhouse gas emissions by weight (scope I).	241-244			Principle 7	
305-2 Indirect greenhouse gas emissions by weight (scope II).	241-242			Principle 7	
305-3 Other indirect greenhouse gas emissions (scope III).	251			Principle 7	
305-4 Carbon intensity.	242-243			Principle 9	
305-5 Initiatives to reduce greenhouse gas emissions and results achieved.	244, 248-250			Principle 9	
EFFLUENTS AND WASTE (2020) 232, 234-236					
306-1 Waste generation and significant waste-related impacts.	235			Principle 8	
306-2 Management of significant waste-related impacts.	234			Principle 8	
306-3 Waste generated.	235			Principle 8	
ENVIRONMENTAL COMPLIANCE 177, 232					
307-1 Monetary value of significant fines and total number of non-monetary sanctions for noncompliance with environmental laws and regulations.	177			Principle 8	
SUPPLIER ENVIRONMENTAL ASSESSMENT 186-191, 232					
308-1 Percentage of new suppliers that were screened using environmental criteria.	186-187			Principle 8	
308-2 Significant negative environmental impacts identified in the supply chain and actions taken.	186, 190			Principle 8	

Topic Specific Standards – GRI 400: Social Topics

GRI STANDARD	PAGE	LIMITATIONS AND NOTES	CAPITALS	GLOBAL COMPACT	SDGs
EMPLOYMENT	192, 196, 210				
401-1 Total number and rates of new employee hires and employee turnover.	196-197			Principle 6	 
401-2 Benefits provided to full-time employees that are not provided to temporary or part-time employees.	210				
401-3 Parental leave.	211-212				
LABOUR/MANAGEMENT RELATIONS	192, 209				
402-1 Minimum notice periods regarding operational changes including whether these are specified in collective agreements.	209			Principle 3	
OCCUPATIONAL HEALTH AND SAFETY (2018)	74, 183-184 192, 203- 209				
403-1 Occupational health and safety management system.	203				
403-2 Hazard identification, risk assessment, and incident investigation.	204				 
403-3 Occupational health services.	204				
403-4 Worker participation, consultation, and communication on occupational health and safety.	203				
403-5 Worker training on occupational health and safety.	204				
403-6 Promotion of worker health.	74, 210				
403-7 Prevention and mitigation of occupational health and safety impacts directly linked by business relationships.	186				
403-9 Number of injuries, fatality rate, injury rate, rate of recordable work-related injuries, type of injury, number of hours worked.	205				
TRAINING AND EDUCATION	192, 198-199				
404-1 Average hours of training per year per employee by gender and employee category	199			Principle 6	 
DIVERSITY AND EQUAL OPPORTUNITY	192, 212				
405-1 Composition of governance bodies and breakdown of employees per employee category according to gender, age group, minority group membership, and other indicators of diversity.	212			Principle 6	 
405-2 Ratio of basic salary and remuneration of women to men to employee category, by significant locations of operation.	212			Principle 6	  
NON-DISCRIMINATION	171, 184-185				
406-1 Total incidents of discrimination and actions taken.	212			Principle 6	  

Scenarios,
strategy and the
creation of value

Corporate governance,
risk management
and opportunities

The Group's
business



















Intangible
capitals

Natural
capital
























About NFS

Independent limited
assurance report on
the NFS for 2021

Annexes

GRI STANDARD	PAGE	LIMITATIONS AND NOTES	CAPITALS	GLOBAL COMPACT	SDGs
FREEDOM OF ASSOCIATION AND COLLECTIVE BARGAINING	184, 186, 203				
407-1 Operations and suppliers in which the right to freedom of association and collective bargaining may be at risk and actions taken.	120			Principle 3	
HUMAN RIGHTS ASSESSMENT	184				
412-1 Operations that have been subject to human rights reviews or impact assessments.	184			Principle 1	
412-2 Employee training on human rights policies or procedures.	199				
412-3 Total number and percentage of significant investment agreements and contracts that include human rights clauses.	184	All suppliers are required to give a contractual undertaking to comply with Terna's Code of Ethics. See page 186.		Principle 1 Principle 2 Principle 3	
LOCAL COMMUNITIES	216, 220				
413-1 Percentage of operations with implemented local community engagement, impact assessments, and development programmes.	220			Principle 1	
413-2 Operations with significant actual and potential negative impacts on local communities.	221, 233			Principle 1	 
SUPPLIER SOCIAL ASSESSMENT	186- 191 208-209				
414-1 New suppliers that were screened using social criteria.	186			Principle 2 Principle 3	
414-2 Significant negative social impacts identified in the supply chain and actions taken.	186			Principle 2 Principle 3	
POLITICAL DONATIONS	222				
415-1 Total financial donations and benefits to parties, politicians and institutions by country and recipient/beneficiary.	222			Principle 10	
CUSTOMER PRIVACY	177-178				
418-1 Total number of complaints regarding breaches of customer privacy and losses of customer data.	178				
SOCIO-ECONOMIC COMPLIANCE	177				
419-1 Monetary value of significant fines and total number of non-monetary sanctions for non-compliance with laws and regulations.	177				 

List of material performance indicators required to meet sector disclosure requirements for the electric utilities sector (EUSS)

EUSS INDICATOR	PAGE	LIMITATIONS AND NOTES	CAPITALS	SDGs
ORGANISATIONAL PROFILE				
EU3 Number of residential, commercial and industrial customers.	116			
EU4 Length of above and underground transmission and distribution lines by voltage.	85, 289			
SYSTEM EFFICIENCY				
EU12 Transmission and distribution losses as a percentage of total energy.	246			    
BIODIVERSITY				
EU13 Biodiversity of offset habitats compared to the biodiversity of the affected areas.	233-234 238			
EMPLOYMENT				
EU15 Percentage of employees eligible to retire in the next 5 and 10 years broken down by job category.	197			
EU17 Days worked by contractor and subcontractor employees involved in construction, operation and maintenance work.	208			
EU18 Percentage of contractor and subcontractor employees that have undergone relevant health and safety training.	208			
LOCAL COMMUNITIES				
EU22 Number of people physically or economically displaced due to new or expanded generation plants or transmission lines and compensation.	221			
CUSTOMER HEALTH AND SAFETY (COMMUNITIES)				
EU25 Number of injuries and fatalities to the public involving company assets, including legal judgments, settlements and pending legal cases of diseases.	177			
ACCESS				
EU28 Power outage frequency.	107			 
EU29 Average power outage duration.	107			 

Scenarios,
strategy and the
creation of value

Corporate governance,
risk management
and opportunities

The Group's
business

Intangible
capitals

Natural
capital












About NFS

Independent limited
assurance report on
the NFS for 2021

Annexes

List of other GRI performance indicators published

In line with an approach based on voluntary disclosure, the Group has opted to publish certain indicators even if they are judged to fall below the materiality threshold and thus do not fall within the scope of the NFS (see the specific section on materiality on page 260). Finally, it should be noted that these indicators only partially refer to the requirements provided for in the GRI.

GRI STANDARD	PAGE	LIMITATIONS AND NOTES	CAPITALS	GLOBAL COMPACT	SDGs
202-2 Proportion of senior management hired from the local community	213			Principle 6	
301-1 Materials used by weight or volume	234			Principle 7 Principle 8	 
303-1 Total water withdrawal by source	236			Principle 7 Principle 8	
408-1 Operations and suppliers identified as having significant risk for incidents of child labour, and measures taken to contribute to the effective abolition of child labour	184, 188			Principle 5	 
409-1 Operations and suppliers identified as having significant risk for incidents of forced or compulsory labour, and measures taken to contribute to the elimination of all forms of forced or compulsory labour	184, 188			Principle 4	



« Terna Energy Solutions has for many years put our expertise to use to offer our customers innovative solutions designed to take advantage of the opportunities and the value made available by the current energy transition. We offer an extensive range of products and services in a highly competitive market: from design to advice on installation and maintenance, capitalising on the opportunities offered by the green economy. »

Nicola Di Pietro

**Project Delivery
Energy Solutions & Connectivity**

#Ternapeople #DrivingEnergy



Independent limited assurance
report on the consolidated
Non-Financial Statement for 2021

**INDEPENDENT AUDITOR'S REPORT
ON THE CONSOLIDATED NON-FINANCIAL STATEMENT PURSUANT TO ARTICLE 3,
PARAGRAPH 10 OF LEGISLATIVE DECREE No. 254 OF DECEMBER 30, 2016 AND
ART. 5 OF CONSOB REGULATION N. 20267/2018**

**To the Board of Directors of
Terna S.p.A.**

Pursuant to article 3, paragraph 10, of the Legislative Decree no. 254 of December 30, 2016 (hereinafter also "Decree") and to article 5 of the CONSOB Regulation n. 20267/2018, we have carried out a limited assurance engagement on the Consolidated Non-Financial Statement of Terna S.p.A. and its subsidiaries (hereinafter "Terna Group" or "Group") as of December 31, 2021 prepared on the basis of art. 4 of the Decree, presented in the specific section of the Report on operations and integrated, through references, with information presented in other sections of the Report on operations, approved by the Board of Directors on March 17, 2022 (the "NFS").

Our limited assurance engagement does not extend to the information required by art. 8 of the European Regulation 2020/852 included in the paragraph "The EU taxonomy".

Responsibility of the Directors and the Board of Statutory Auditors for the NFS

The Directors are responsible for the preparation of the NFS in accordance with articles 3 and 4 of the Decree and "*Global Reporting Initiative Sustainability Reporting Standards*" established by GRI – *Global Reporting Initiative* (hereinafter also "GRI Standards"), which they have identified as reporting framework.

The Directors are also responsible, within the terms established by Law, for such internal control as they determine is necessary to enable the preparation of NFS that is free from material misstatement, whether due to fraud or error.

The Directors are moreover responsible for defining the contents of the NFS, within the topics specified in article 3, paragraph 1, of the Decree, taking into account the activities and characteristics of the Group, and to the extent necessary in order to ensure the understanding of the Group's activities, its trends, performance and the related impacts.

Finally, the Directors are responsible for defining the business management model and the organisation of the Group's activities as well as, with reference to the topics detected and reported in the NFS, for the policies pursued by the Group and for identifying and managing the risks generated or undertaken by the Group.

The Board of Statutory Auditors is responsible for overseeing, within the terms established by law, the compliance with the provisions set out in the Decree.

Auditor's Independence and quality control

We have complied with the independence and other ethical requirements of the *Code of Ethics for Professional Accountants* issued by the *International Ethics Standards Board for Accountants*, which is founded on fundamental principles of integrity, objectivity, professional competence and due care, confidentiality and professional behaviour. Our auditing firm applies International Standard on Quality Control 1 (ISQC Italia 1) and, accordingly, maintains a comprehensive system of quality control including documented policies and procedures regarding compliance with ethical requirements, professional standards and applicable legal and regulatory requirements.

Auditor's responsibility

Our responsibility is to express our conclusion based on the procedures performed about the compliance of the NFS with the Decree and the GRI Standards. We conducted our work in accordance with the criteria established in the "*International Standard on Assurance Engagements ISAE 3000 (Revised) – Assurance Engagements Other than Audits or Reviews of Historical Financial Information*" (hereinafter also "*ISAE 3000 Revised*"), issued by the *International Auditing and Assurance Standards Board* (IAASB) for limited assurance engagements. The standard requires that we plan and perform the engagement to obtain limited assurance whether the NFS is free from material misstatement. Therefore, the procedures performed in a limited assurance engagement are less than those performed in a reasonable assurance engagement in accordance with ISAE 3000 Revised, and, therefore, do not enable us to obtain assurance that we would become aware of all significant matters and events that might be identified in a reasonable assurance engagement.

The procedures performed on NFS are based on our professional judgement and included inquiries, primarily with company personnel responsible for the preparation of information included in the NFS, analysis of documents, recalculations and other procedures aimed to obtain evidence as appropriate.

Specifically, we carried out the following procedures:

1. analysis of relevant topics with reference to the Group's activities and characteristics disclosed in the NFS, in order to assess the reasonableness of the selection process in place in light of the provisions of art. 3 of the Decree and taking into account the adopted reporting standard;
2. analysis and assessment of the identification criteria of the consolidation area, in order to assess its compliance with the Decree;
3. comparison between the financial data and information included in the NFS with those included in the consolidated financial statements of the Terna Group;

4. understanding of the following matters:

- business management model of the Group's activities, with reference to the management of the topics specified by article 3 of the Decree;
- policies adopted by the entity in connection with the topics specified by article 3 of the Decree, achieved results and related fundamental performance indicators;
- main risks, generated or undertaken, in connection with the topics specified by article 3 of the Decree.

Moreover, with reference to these matters, we carried out a comparison with the information contained in the NFS and the verifications described in the subsequent point 5, letter a) of this report;

5. understanding of the processes underlying the origination, recording and management of qualitative and quantitative material information included in the NFS.

In particular, we carried out interviews and discussions with the management of Terna S.p.A., Terna Rete Italia S.p.A. and Tamini Trasformatori S.r.l., and we carried out limited documentary verifications, in order to gather information about the processes and procedures which support the collection, aggregation, elaboration and transmittal of non-financial data and information to the department responsible for the preparation of the NFS.

In addition, for material information, taking into consideration the Group's activities and characteristics:

- at the parent company and subsidiaries level:
 - a) with regards to qualitative information included in the NFS, and specifically with reference to the business management model, policies applied and main risks, we carried out interviews and gathered supporting documentation in order to verify its consistency with the available evidence;
 - b) with regards to quantitative information, we carried out both analytical procedures and limited verifications in order to ensure, on a sample basis, the correct aggregation of data.
- for the Sicilia District and the Unità Impianti of Palermo and Catania – of Terna Rete Italia S.p.A., and for Tamini Trasformatori S.r.l., which we selected based on their activities, their contribution to the performance indicators at the consolidated level and their location, we carried out remote meetings, during which we have met their management and have gathered supporting documentation with reference to the correct application of procedures and calculation methods used for the indicators.

Conclusion

Based on the work performed, nothing has come to our attention that causes us to believe that the NFS of the Terna Group as of December 31, 2021 is not prepared, in all material aspects, in accordance with articles 3 and 4 of the Decree and GRI Standards.

Our conclusion on the NFS does not extend to the information required by art. 8 of the European Regulation 2020/852 included in the paragraph "The EU taxonomy".

Other matters

The NFS for the year ended December 31, 2019, whose data are presented for comparative purposes, have been subject to a limited assurance engagement by another auditor that, on April 16, 2020, expressed an unmodified conclusion.

DELOITTE & TOUCHE S.p.A.

Signed by
Franco Amelio
Partner

Milan, Italy
April 7, 2022

This report has been translated into the English language solely for the convenience of international readers.




« We strive to make continuous improvements to the system that can then be reflected in the regulatory framework, with the aim of enhancing our ability to guarantee the efficiency and quality of our assets and of the delivery of new projects. The energy transition is what most influences our choice of infrastructure. The macro-objective is to enable decarbonisation through the construction of large infrastructure networks combining both development and sustainability. »

Francesca Pede

**Converter System Design -
Design and construction of HVDC and
submarine power lines**

#Ternapeople #DrivingEnergy



Regulatory framework and other information	282
Changes in the dimensions of the NTG	289
Alternative performance measures (APMs)	293
Reconciliations	294

Annexes

Regulatory framework and other information

Summary of the principal legislative measures

A brief description is provided below of the principal legislation of interest to the Group issued during 2021 and, subsequently, up to the date of preparation of this Annual Report.

- **Law Decree 41 of 22 March 2021, containing “Urgent measures concerning support for businesses and economic operators, employment, health and local services connected with the Covid-19 emergency”, converted into Law 69 of 21 May 2021 and published in Official Gazette no. 120 of 21 May 2021 (the Sostegni I Law Decree).**

The Law Decree contains a number of provisions of interest relating to web tax and tax returns, cuts to electricity bills, employment and funding for businesses in temporary financial difficulty.

- **Law 53 of 22 April 2021, containing the “Delegation to the Government for the transposition of EU directives and implementation of European legislation – European Delegation Law 2019-2020”, published in Official Gazette no. 97 of 23 April 2021.**

The European Delegation Law contains a number of principles and criteria of interest relating to the implementation of EU directives on the internal electricity market and promoting the use of renewable energy.

- **Law Decree 59 of 6 May 2021, containing “Urgent measures concerning the Complementary Fund for the National Recovery and Resilience Plan and other urgent measures on investment”, converted into Law 101 of 1 July 2021 and published in Official Gazette no. 160 of 6 July 2021 (the NRRP Fund).**

The Law Decree has approved the National Plan for Complementary Investment with the aim of providing an additional €30,622.46 million in resources to finance the National Recovery and Resilience Plan (“NRRP”) between 2021 and 2026. Measures relating to cold ironing and the development and cohesion fund are of interest.

- **Law Decree 73 of 25 May 2021, containing “Urgent measures connected with the Covid-19 emergency, for businesses, employment, the young, health and local services”, converted into Law 106 of 23 July 2021 and published in the Official Gazette of 24 July 2021 (the Sostegni bis Law Decree).**

The Law Decree contains provisions concerning revision of the prices of materials in public contracts, the extension of cuts to electricity bills and measures supporting the electricity industry.

- **Law Decree 77 of 31 May 2021, containing “Governance of the National Recovery and Resilience Plan and initial measures to strengthen administrative structures and accelerate and streamline procedures”, converted into Law 108 of 29 July 2021 and published in the Official Gazette of 30 July 2021 (the Semplificazioni and NRRP Governance Law Decree).**

The Law Decree contains provisions concerning changes to the Environmental Code in relation to projects to be carried out under the National Integrated Energy and Climate Plan (“PNIEC”) and the NRRP, the involvement of regional authorities, the special technical committee, EIAs and SEAs, environmental impacts, applications for environmental permits, regulatory authorities and rules governing simplifications for storage and photovoltaic plants, hydroelectric production and pumping plants, charging infrastructure, general system costs and sundry norms relating to governance of the NRRP and tenders.

Scenarios,
strategy and the
creation of valueCorporate governance,
risk management
and opportunitiesThe Group's
businessIntangible
capitalsNatural
capital

About NFS

Independent limited
assurance report on
the NFS for 2021

Annexes

- **Law Decree 118 of 24 August 2021, containing “Urgent measures concerning businesses in crisis and company restructurings, and further urgent measures concerning justice”, converted into Law 147 of 21 October 2021 and published in the Official Gazette of 23 October 2021 (the *Crisi Impresa e Giustizia* Law decree).**

The Law Decree delayed the entry into force of the Corporate Crisis and Insolvency Code (Legislative Decree 14/2019) until 16 May 2022, with the exception of Title II on early warning and crisis resolution procedures, which will come into force on 31 December 2023. The legislation contains norms on the negotiated settlement in the event corporate crisis and further measures regarding justice.

- **Law Decree 130 of 27 September 2021, containing “Urgent measures to contain the impact of rises in electricity and natural gas prices”, converted into Law 171 of 25 November 2021 and published in the Official Gazette of 26 November 2021 (the *Bollette* Law Decree).**

The Law Decree introduced measures designed to contain the impact of rising electricity and natural gas prices.

- **Legislative Decree 199 of 8 November 2021 concerning “Implementation of Directive (EU) 2018/2001 of the European Parliament and Council, dated 11 December 2018, on promoting the use of renewable energy”, published in the Official Gazette of 30 November 2021 (the *RED II* Decree).**

The Decree includes measures concerning renewable sources, support schemes, implementation of the NRRP, the allocation of CO₂ auctions, joint projects and statistical transfers, consents procedures, self-consumption and energy communities, development of the NTG, incentives and charging infrastructure.

- **Legislative Decree 210 of 8 November 2021 concerning “Implementation of Directive (EU) 2019/944 of the European Parliament and Council, dated 5 June 2019, on common rules for the internal electricity market and amending Directive 2012/27/EU”, and containing “provisions aligning Italian legislation with Regulation (EU) 943/2019 on the internal electricity market and Regulation (EU) 941/2019 on risk-preparedness in the electricity sector and repealing Directive 2005/89/EC”, published in the Official Gazette of 11 December 2021 (the *Mercato Elettrico* Decree).**

The Decree includes measures on developing storage capacity, storage systems forming part of distribution and transmission systems, the functions and responsibilities of the NTG Operator, security risks for the electricity system and energy communities.

- **Budget Law 234 of 30 December 2021, published in the Official Gazette of 31 December 2021 (Budget Law for 2022).**

Regarding the energy sector, the Budget Law contains measures on containing rises in energy bills, funding for the upgrade of cybersecurity defences and national energy security capabilities, increasing resources for the preparation of EIAs for NRRP projects, funding for ISPRA to support the Ministry for the Ecological Transition in conducting EIAs and SEAs, simplification of hydroelectric energy procedures, grants for RES storage systems, the Euro Mediterranean – Black Sea observatory.

- **Law Decree 228 of 30 December 2021, containing “Urgent provisions on deadline for compliance with legislation”, published in the Official Gazette of 30 December 2021 (the *Milleproroghe* Decree).**

The Law Decree has extended the compliance deadlines relating to the ecological transition (virtual imports until 31 December 2026), the economy and finance (provisions governing the conduct of the general meetings of companies and other entities until 31 July 2022), and for the exercise of special powers in sectors of strategic importance.

- **Law Decree 146 of 21 October 2021, containing “Urgent economic and tax measures, employment protections and other urgent needs”, converted into Law 215 of 17 December 2021 and published in the Official Gazette of 20 December 2021 (the *Fiscale* Law Decree).**

The Law Decree contains legislation providing an authentic interpretation of the rules on the tax payable in return for the permanent occupation of public land with cables and pipes used in the

supply of public services, as well as legislation governing the patent box scheme, the refinancing of green mobility incentives, employment and occupational health and safety.

- **Law Decree 152 of 6 November 2021, containing “Urgent provisions implementing the National Recovery and Resilience Plan (NRRP) and for the prevention of infiltration by organized crime groups”, converted into Law 233 of 29 December 2021 and published in the Official Gazette of 31 December 2021 (NRRP Implementation Law Decree).**

The Law Decree contains legislation concerning the compensation payable to the advisory committees of contracting authorities, Italy's Recovery and Resilience Fund, the abolition of enhanced protections for domestic customers, the action plan for the regeneration of orphan sites, a shortening of the deadline for the preparation of the environmental reports required under the Environmental Code, SEAs, the revamping of photovoltaic plants, electrical and electronic waste from photovoltaics.

Resolutions of the Italian Regulatory Authority for Energy, Networks and the Environment

A list is provided below of the principal resolutions adopted by Italy's Regulatory Authority for Energy, Networks and the Environment (ARERA) during 2021 and, subsequently, up to the date of preparation of this Annual Report.

ARERA determinations on the remuneration of transmission and dispatching services

- **Resolution 271/2021/R/com** - Start of the procedure for the adoption of measures concerning a totex- and output-based approach to establishing the methods and criteria used in determining the allowed cost of regulated infrastructure services in the electricity and gas sectors.
- **Resolution 319/2021/R/eel** - Determination of the reward for unification of the national transmission grid following the purchase of a portion of the grid owned by Arvedi Trasmissione.
- **Resolution 395/2021/R/eel** - Determination of the reward for unification of the national transmission grid following the purchase of a portion of the grid owned by EL.I.T.E. S.p.A..
- **Resolution 446/2021/R/eel** - Determination of the parameters and targets for the output incentive mechanism for the transmission service relating to the delivery of additional transmission capacity between market areas.
- **Resolution 538/2021/R/eel** - Determination of the quality-of-service bonus for electricity transmission for 2020.
- **Resolution 597/2021/R/eel** - Definition of an incentive scheme to reduce dispatching costs.
- **Resolution 601/2021/R/eel** - Recognition of the final costs for 2020 and the estimated costs for 2022 incurred by Terna S.p.A. in carrying out its market monitoring activities.
- **Resolution 614/2021/R/com** - The rate of return on invested capital for infrastructure services in the electricity and gas sectors for the 2022-2027 period: the criteria for determining and revising the rate.
- **Consultation document 615/2021/R/com** - Guidelines for the development of totex- and output-based regulation to be applied to all regulated infrastructure services in the electricity and gas sectors.
- **Resolution 622/2021/R/eel** - Revision of tariffs for provision of the electricity transmission service for 2022.
- **Resolution 629/2021/R/eel** - Revision of dispatching fees from 1 January 2022.
- **Resolution 23/2022/R/eel** - Determination of the reward for the delivery of additional transmission capacity between market areas in 2020.
- **Resolution 25/2022/R/eel** - Determination of the reward for unification of the national transmission grid following the purchase of a portion of the grid owned by Megareti.

Scenarios,
strategy and the
creation of valueCorporate governance,
risk management
and opportunitiesThe Group's
businessIntangible
capitalsNatural
capital

About NFS

Independent limited
assurance report on
the NFS for 2021

Annexes

ARERA determinations on the provision of transmission and dispatching services

- **Resolution 33/2021/R/eel** - The establishment of Regional Coordination Centres (RCCs) for the (SOR) Central Europe region, in accordance with article 35 of Regulation (EU) 2019/943.
- **Resolution 37/2021/R/eel** - Approval of the document "Somplago (IT) – Würmlach (AT) Exemption application – Joint opinion of the National Regulatory Authorities ARERA and E-control".
- **Resolution 40/2021/R/eel** - Approval of the proposed changes to Annex A.18 to the Code for Transmission, Dispatching and Grid Development and Security.
- **Resolution 44/2021/R/eel** (subsequently amended by Resolution 568/2021/R/eel) - Reward mechanism for the upgrade of production plants to meet the requirements regarding defence of the electricity system in accordance with Regulation (EU) 2017/2196.
- **Resolution 55/2021/R/eel** - Compliance review of the new version of the national black start plan, as revised following ARERA Resolution 324/2020/R/eel.
- **Resolution 64/2021/R/eel** - Measures concerning the resilience of the electricity transmission grid.
- **Resolution 70/2021/R/eel** - Approval of the changes, drawn up by Terna S.p.A., to the pilot project for the participation of mixed virtual power plants in the dispatching services market (DSM), in accordance with ARERA Resolution 300/2017/R/eel.
- **Resolution 109/2021/R/eel** - Provision of the transmission, distribution and dispatching service for electricity withdrawn designed to enable it to be fed back into the grid.
- **Resolution 215/2021/R/eel** - Approval of the regulation, drawn up by Terna S.p.A., in accordance with ARERA Resolution 300/2017/R/eel, in relation to the pilot project for provision of the service regulating frequency and load using resources not previously enabled.
- **Resolutions 217/2021/E/eel and 419/2021/E/eel** - Start of the process of complying with the Council of State ruling on non-diligent planning strategies for electricity.
- **Resolution 218/2021/R/eel** - Measures implementing single coupling in the intraday electricity market.
- **Resolution 321/2021/R/eel** - Approval of the regulation, drawn up by Terna S.p.A., in accordance with ARERA Resolution 300/2017/R/eel, in relation to the pilot project for the upgrade of "existing" plants pursuant to Regulation (EU) 2016/631, connected with the national grid, to enable them to provide voltage regulation services.
- **Resolution 323/2021/R/eel** - Start of the process of complying with the Council of State rulings 4346/2021, 4347/2021 and 4348/2021 on provision of the dispatching service to users connected to closed distribution systems.
- **Resolution 369/2021/R/eel** - Amendments to the regulation of resources essential to the security of the electricity system, in view of the start of the delivery period for the capacity market and of coupling in the intraday electricity market.
- **Resolution 398/2021/R/eel** - Approval of the proposed changes to chapter 4 and annexes A.22, A.31, A.26, A.40 and A.69 to the Code for Transmission, Dispatching, Development and Security for Terna's grid.
- **Resolution 399/2021/R/eel** - Financial criteria for capacity market auctions in delivery years 2024 and 2025.
- **Resolution 400/2021/R/eel** - Approval of the changes, drawn up by Terna S.p.A., to regulation of the procedures for enabling and for participation in the market for dispatching services for capacity market consumption units.
- **Resolutions 433/2021/R/eel e 563/2021/R/eel** - Determinations regarding essential plants. Amendments to the relevant regulations.

- **Resolution 439/2021/R/eel** - Assessment of the proposed changes to Annex A.2 to the Code for Transmission, Dispatching, Development and Security for Terna's grid.
- **Resolution 485/2021/R/eel** - Closure of the proceeding initiated with ARERA Resolution 130/2020/R/eel regarding the duration of the period of exemption granted to Eneco Valcanale S.r.l. for the 132kV alternating current Tarvisio (IT) – Arnoldstein (AT) interconnector.
- **Resolution 498/2021/R/eel** - Compliance review of Terna S.p.A.'s proposals for changes to the regulations governing the capacity market and the related technical operating arrangements. Amendments to ARERA Resolution ARG/elt 98/11.
- **Resolution 504/2021/R/eel** - Long-term transmission rights pursuant to article 30 of Regulation (EU) 2016/1719 (FCA) – four-yearly review.
- **Resolution 506/2021/R/eel** - Approval of Terna S.p.A.'s proposal for the implementation of auctions for the assignment of hedging instruments protecting against the risk of volatility of the fee for using transmission capacity for 2022.
- **Resolution 517/2021/R/eel** - Approval of the proposed changes to the Code for Transmission, Dispatching, Development and Security for Terna's grid to enable, under emergency situations, the procurement of replacement resources for the tertiary reserve preliminary to the Day-ahead Market.
- **Resolution 523/2021/R/eel** - Reform of the regulations on imbalances, in implementation of the European regulatory framework.
- **Resolution 540/2021/R/eel** - Regulation of data exchanges between Terna S.p.A., distributors and "Significant Grid Users" for the purposes of electricity system security.
- **Resolution 548/2021/E/eel** - Closure of the fact-finding survey, initiated by ARERA Resolution 158/2018/E/eel regarding the availability of transmission capacity between Italy and Greece.
- **Resolution 566/2021/R/eel** - Application of the fee covering the net costs of capacity procurement introduced by ARERA Resolution ARG/elt 98/11 and payable by final customers of last resort services and P.L.A.C.E.T. customers.
- **Resolution 570/2021/R/eel** - Revision of the provisions in the Consolidated Settlement Law regarding the profiling of withdrawals.
- **Resolution 576/2021/R/eel** - Definition of the regulations governing revenue and expenses relating to the electricity provided to landlocked states on Italian territory and to other states through interconnections for which there are no controls on programmed exchanges.
- **Resolution 606/2021/R/eel** - Approval of the method for allocating redispatching and countertrading costs for the Italy North region, pursuant to article 74 of Regulation (EU) 2015/1222 (CACM).
- **Resolution 607/2021/R/eel** - Approval of the application for an exemption from compliance with the minimum level of capacity to be made available for market area exchanges submitted by Terna S.p.A. with reference to the Italy North region for 2022.
- **Resolution 9/2022/R/eel** - Compliance review of the Code for Transmission, Dispatching, Grid Development and Security regarding an evaluation of the increase in resilience resulting from grid development projects.
- **Resolution 47/2022/R/eel** - Extension of the deadline for the entry into service of the new Piossasco (IT) – Grand'Île (FR) interconnector in accordance with the European Commission decision C(2022) 389 Final.
- **Resolution 65/2022/R/com** - Deadline for 2022 for preparation of the documents describing the scenarios for electricity transmission and gas transport development plans.
- **Resolution 83/2022/R/eel** - Urgent amendments and additions to the method for setting the strike price on the capacity market, as referred to in the Regulator's Resolution 363/2019/R/eel.

Scenarios,
strategy and the
creation of valueCorporate governance,
risk management
and opportunitiesThe Group's
businessIntangible
capitalsNatural
capital

About NFS

Independent limited
assurance report on
the NFS for 2021

Annexes

Further details of the above resolutions, and information on further resolutions adopted by the Regulator (ARERA), can be found on the Regulator's website at www.arera.it.

Other information

Additional information is presented below in accordance with specific statutory or industry requirements.

Treasury shares

The Parent Company holds a total of 3,095,192 treasury shares (equal to 0.154% of the share capital). These shares were purchased in implementation of two separate buyback programmes to service (i) the Performance Share Plan 2020-2023, in the period between 29 June 2020 and 6 August 2020, and (ii) the Performance Share Plan 2021-2025, in the period between 31 May 2021 and 23 June 2021. The Company does not hold any additional treasury shares other than those purchased under the above programmes, including through subsidiaries⁸⁸.

The Parent Company does not directly or indirectly hold any shares in CDP Reti S.p.A. or Cassa Depositi e Prestiti S.p.A., nor has it purchased or sold any such shares during the year.

Related party transactions

Given that Terna S.p.A. is subject to the *de facto* control of Cassa Depositi e Prestiti S.p.A., a situation ascertained in 2007, related party transactions entered into by Terna during 2021 include transactions with associates and employee pension funds (Fondenel and Fopen), as well as transactions with Cassa Depositi e Prestiti itself, with CDP Reti S.p.A. and with the companies directly or indirectly controlled by the Ministry of the Economy and Finance.

Related party transactions in 2021 primarily regard services forming part of its ordinary activities and provided under normal market conditions, as described in greater detail in the consolidated and separate financial statements for the year ended 31 December 2021⁸⁹.

The Parent Company's corporate governance rules ensure that such transactions are conducted in accordance with the rules governing procedural and substantial correctness and on an arm's length basis, and in keeping with the regulations for transparent reporting to the market and in implementation of the regulations issued by the Consob⁹⁰.

No material transactions⁹¹, were carried out in 2021, nor were any transactions subject to the reporting requirements applicable in the event of exemptions applied in accordance with the relevant regulations⁹².

⁸⁸ In this regard, see the press release published on 10 August 2020 and 28 June 2021, available at the following links: https://download.terna.it/terna/2020.08.10_CS%20TERNA%20operazioni%20su%20azioni%20proprie%20CHIUSURA%20ITA__8d83d42cfd43cb6.pdf
https://download.terna.it/terna/Terna_operazioni_su_azioni_proprie_conclusione_programma_8d93a651f5f9ffb.pdf.

⁸⁹ Relations with members of the Parent Company's Board of Statutory Auditors, with particular regard to their remuneration, are described in the notes to the item, "Services" in the notes to the consolidated and separate financial statements for the year ended 31 December 2020. In addition, in implementation of Consob Resolutions 18049 of 23 December 2011 and 21623 of 10 December 2020, disclosures regarding the remuneration of "members of management and supervisory bodies and general managers", and their shareholdings in the Company and those of the other persons referred to in the above article, are included in the annual Report on the Remuneration Policy and Remuneration Paid published in accordance with the law.

⁹⁰ The Regulation containing provisions regarding related party transactions adopted in Consob Resolution 17221 of 12 March 2010, as amended.

⁹¹ These are related party transactions classified in compliance with Annex 3 to the "Regulations on related party transactions".

⁹² As "transactions falling within the scope of the ordinary activities of the Company or its subsidiaries or associates or of financing activities related thereto, provided that the transactions are conducted on equivalent to market or standard terms and conditions".

Information on ownership structures

The disclosures required by art. 123-bis “Report on Corporate Governance and ownership structures” of the Consolidated Law on Financial Intermediation (Legislative Decree 58 of 24 February 1998) are provided in a separate document approved by Terna’s Board of Directors (“Report on Corporate Governance and Ownership Structures” for 2021, available on Terna S.p.A.’s website (www.terna.it) – in the section, “Corporate governance system/Governance Report”).

Attestations pursuant to article 2.6.2, paragraphs 7 and 8 of the Regulations for the markets organised and managed by Borsa Italiana S.p.A., relating to the conditions described in articles 15 and 16 of the CONSOB’s Markets Regulation (no. 20249 of 28 December 2017 in Official Gazette no.1 of 2 January 2018)

With reference to the provisions of article 15, paragraph one, letters a), b) and c) point i) of the CONSOB Markets Regulation, under the title *conditions for listing the shares of companies controlling companies incorporated and regulated under the laws of countries not belonging to the European Union*, we declare that Terna S.p.A. does not hold any significant controlling interests, as defined in Title VI, Chapter II of Consob Regulation 11971 of 1999, in companies incorporated and regulated under the laws of countries not belonging to the European Union.

With reference to the provisions of article 16 of the Consob Markets Regulation, under the title *conditions prohibiting the listing of the shares of subsidiaries subject to management and coordination by another company*, we declare that Terna S.p.A. is subject to the *de facto* control of Cassa Depositi e Prestiti S.p.A., exercised through CDP Reti S.p.A. (a joint-stock company controlled by Cassa Depositi e Prestiti S.p.A.), which holds a 29.851% interest in the Parent Company. The checks, providing confirmation of the above situation of control, were conducted by Cassa Depositi e Prestiti and notified to the Company and the Consob with effect from 19 April 2007 and, subsequently, by letter dated 30 October 2014 and 2 December 2014. At this time, there are no formal arrangements for the management and coordination of the Company, nor have any such rights been exercised. Terna S.p.A. conducts its business either directly or through its subsidiaries in conditions of operational and contractual independence.

Participation in the regulatory simplification process introduced by Consob Resolution 18079 of 20 January 2012

Pursuant to art. 3 of Consob Resolution 18079 of 20 January 2012, Terna has elected to adopt the simplified regime provided for in articles 70, paragraph 8, and 71, paragraph 1-bis of Consob Regulation 11971 of 14 May 1999, as amended (the Consob Regulations for Issuers). As a result, Terna exercises the exemption from disclosure requirements provided for in the above Regulations in respect of transactions of a significant nature involving mergers, spin-offs, capital increases involving contributions in kind, acquisitions and disposals.

Scenarios,
strategy and the
creation of valueCorporate governance,
risk management
and opportunitiesThe Group's
businessIntangible
capitalsNatural
capital

About NFS

Independent limited
assurance report on
the NFS for 2021

Annexes

Changes to the dimensions of the NTG

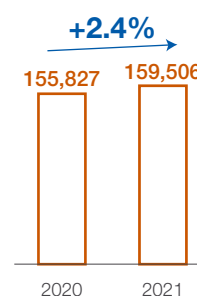
DETAILS OF ELECTRICITY SUBSTATIONS OWNED BY THE TERNA GROUP*

	UNIT OF MEASUREMENT	AT 31 DECEMBER 2021	AT 31 DECEMBER 2020	CHANGE	% CHANGE
380kV					
Substations	no.	167	166	1	0.60%
Power transformed	MVA	121,408	119,458	1,950	1.63%
220kV					
Substations	no.	150	146	4	2.74%
Power transformed	MVA	33,710	32,397	1,313	4.05%
Lower voltages (≤ 150kV)					
Substations	no.	579	577	2	0.35%
Power transformed	MVA	4,388	3,972	416	10.47%
Total					
Substations	no.	896	889	7	0.79%
Power transformed	MVA	159,506	155,827	3,679	2.36%

* MVA calculated to the third decimal place and rounded to a whole number. Percentages calculated to the fifth decimal place and rounded to the second decimal place.

< EU4

POWER TRANSFORMED MVA

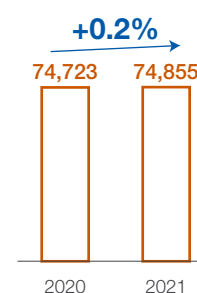


DETAILS OF POWER LINES OWNED BY THE TERNA GROUP*

	UNIT OF MEASUREMENT	AT 31 DECEMBER 2021	AT 31 DECEMBER 2020	CHANGE	% CHANGE
380kV					
Length of circuits	km	12,873	12,867	6	0.05%
Length of lines	km	11,692	11,686	6	0.05%
220kV					
Length of circuits	km	11,852	11,847	5	0.04%
Length of lines	km	9,487	9,477	10	0.10%
Lower voltages (≤ 150kV)					
Length of circuits	km	50,130	50,009	121	0.24%
Length of lines	km	46,876	46,790	86	0.18%
Total					
Length of circuits	km	74,855	74,723	132	0.18%
overhead	km	70,849	70,780	69	0.10%
underground cables	km	2,244	2,181	63	2.89%
submarine cables	km	1,762	1,762		0.02%
Length of lines	km	68,054	67,954	100	0.15%
overhead	km	64,048	64,010	38	0.06%
underground cables	km	2,244	2,181	63	2.89%
submarine cables	km	1,762	1,762		0.02%
Incidence of direct current connections (200 - 380 - 500kV)					
Circuits	km	2,440	2,435		
% of total	%	3.26	3.26		
Lines	km	2,120	2,115		
% of total	%	3.12	3.11		

* Km calculated to the third decimal place and rounded to a whole number. Percentages calculated to the fifth decimal place.

LENGTH OF CIRCUITS KM



PRINCIPAL CHANGES IN THE SIZE OF THE TERNA GROUP'S INFRASTRUCTURE

Substations

New infrastructure:

The following substations have been **commissioned**:

- transformer substation at Scafati [SA] (6 220kV bays, 8 150kV bays);
- new switching substation at Porto Torres 2 [SS] (5 150kV bays);
- new switching substation at Tornolo [PR] (3 220kV bays);
- new switching substation at Lesegno [CN] (3 132kV bays);

and the following have been **purchased**:

- purchase from Arvedi Trasmissione s.r.l. of the switching substation at Arvedi ST [CR] (5 380kV bays);
- purchase from Megareti S.p.A. of the transformer substation at Verona Ricevitrice Ovest [VR] (3 220kV bays, 6 132kV bays);
- purchase from Megareti S.p.A. of the transformer substation at Verona Ricevitrice Sud [VR] (13 132kV bays);
- purchase of the switching substation at Partanna 2 [TP] (5 220kV bays);
- purchase of the switching substation at Serra del Vento [PA] (4 150kV bays);

In addition:

- **upgrade** of the infrastructure at Zuel Reattanza [BL], previously classified as non-standard infrastructure;
- **retirement** of substations at Pietra [BS] (3 132kV bays), Sud Ovest [TO] (132kV) and Diano Marina [IM] (2 66kV bays).

Existing infrastructure:

- **commissioning** of 12 new line bays for the substations at Presenzano (1 380kV bay), Fulgatore (1 220kV bay), Partanna, Castel di Lucio, Porto Torres 1 and Rumianca (1 150kV bay each), Saluzzo Nord (2 132kV bays), Populonia, Arquata RT and Massa RT (1 132kV bay each), Brennero (1 110kV bay); a further 6 bays, already available, were commissioned as line bays for the substations at Bisaccia 380 and Deliceto (1 380kV bay each), Pisticci (1 220kV bay), Castellaneta and Oppido (1 150kV bay each), whilst 1 132kV line bay was decommissioned and made available at the Lizzana substation;
- **commissioning** of 11 new machine bays for the substations at Belcastro and Matera (1 380kV bay and 1 150kV bay each), Brindisi Pignicelle (2 380kV bays), Candia, Fano and Garigliano (1 380kV bay each), Vicari (1 150kV bay), Brennero (1 110kV bay); a further 3 bays, already available, were commissioned as machine bays for the substations at Genzano (1 380kV bay and 1 150kV bay) and Brennero (1 132kV bay);
- **commissioning** of 2 new power factor corrector bays for the substations at Pianezza (1 220kV bay) and Grizzana (1 132kV bay);
- **commissioning** of 10 new parallel and/or connector bays for the substations at Belcastro (1 380kV bay and 1 150kV bay), Partinico (1 220kV bay), Rumianca (2 150kV bays), Pisticci (1 150kV bay), Saluzzo Nord, Chiusi RT and Massa RT (1 132kV bay each), Brennero (1 110kV bay);
- **purchase** from El.i.te. s.r.l. of 1 150kV machine bay associated with the non-standard Tirano substation;
- **construction** of 11 new available bays for the substations at Paternò (1 380kV bay), Belcastro (4 150kV bays), Matera and Rumianca (2 150kV bays each), Saluzzo Nord (1 132kV bay), Brennero (1 110kV bay);
- **demolition** of 1 132kV line bay at the Redipuglia RT substation.

>>

Scenarios,
strategy and the
creation of valueCorporate governance,
risk management
and opportunitiesThe Group's
businessIntangible
capitalsNatural
capital

About NFS

Independent limited
assurance report on
the NFS for 2021

Annexes

Transformers

The following transformers have been **commissioned**:

- 1 new 132kV 190 MVA phase shifting transformer for the Brennero substation;
- 2 new 220/150kV 250 MVA autotransformers for the new Scafati substation;
- 2 new 380/150kV 250 MVA autotransformers for the Genzano and Matera substations;
- 1 new 132/110kV 190 MVA transformer for the Brennero substation;
- 1 new 380/20kV 290 MVA transformer associated with the synchronous compensator at Foggia;
- 2 new 380/20kV 250 MVA transformers associated with the synchronous compensators at Brindisi Pignicelle;
- 2 new 380/20kV 230 MVA transformers associated with the synchronous compensators at Candia and Fano;
- 1 new 380/20kV 200 MVA transformer associated with the synchronous compensator at Garigliano;

and the following **further changes** occurred:

- purchase from El.i.te. s.r.l. of 1 220/150kV 160 MVA phase shifting transformer associated with the non-standard Tirano substation;
- purchase from Megareti S.p.A. of 2 220/132kV 60 MVA autotransformers associated with the Verona Ricevitrice Ovest substation;
- replacement of 1 380/132kV 250 MVA autotransformer with another of the same voltage at the Dolo substation;
- replacement of 1 220/150kV 160 MVA autotransformer with another 250 MVA autotransformer at the Taloro substation;
- replacement of 3 220/132kV 160 MVA autotransformers with other 250 MVA autotransformers at the Campochiesa, Novara Sud and Morigallo substations;
- replacement of 1 220/132kV 100 MVA autotransformer with another 250 MVA autotransformer at the Erzelli substation;
- replacement of 2 220/15kV 63 MVA transformers with others of the same voltage at the Novara Sud and Biella Est substations;
- replacement of 1 220/20kV 40 MVA transformer with another 63 MVA transformer at the Conegliano substation;
- replacement of 1 220/15kV 40 MVA transformer with another of the same voltage at the Ottana substation;
- replacement of 1 132/66kV 44 MVA transformer with another 50 MVA transformer at the Udine RT substation;
- replacement of 2 132/66kV 25 MVA transformers with others of the same voltage at the Arma di Taggia and San Colombano RT substations.

>>

Power lines

- **construction** of the new 220kV Astroni - Naples Centre line (11.0 km in cable);
 - **construction** of the new 220kV Castelluccia - Napoli PS (3.9 km in cable);
 - **construction** of the new 150kV Melilli - Priolo PS line (5.9 km in cable);
 - **construction** of the new 150kV Aprilia 150 - Aprilia 380 line (0.6 km in cable);
 - **construction** of the new 150kV Pisticci PS - Pisticci substation (0.1 km in cable);
 - **construction** of the new 132kV Modena North – Modena East line (5.0 km in cable);
 - **construction** of the new 132kV Rivoli - Paracca line (4.4 km in cable);
 - **construction** of the new 132kV Pirelli - Figline line (3.9 km in cable);
 - **construction** of the new 132kV Modena East - Crocetta line (0.9 km overhead);
 - **construction** of the new 132kV Lodi PS - FS Lodi line (0.8 km in cable);
 - **construction** of the new short 150kV connection from Porto Torres 2 to Nurra 2 PS (0.1 km overhead);
 - **purchase from Megareti S.p.A.** of 10 lines amounting to 123.0 km of circuit, including: 1 line and 0.2 km overhead at 220kV; 9 lines and 121.5 km overhead and 1.3 km in cable at 132kV;
 - **purchase from Arvedi Trasmissione s.r.l.** of the 132kV Padriciano - Elettra GLT line (10.3 km in cable);
 - **purchase from El.It.E.** of the 150kV Tirano - Campocologno cross-border interconnector (4.3 km in cable);
 - **construction** of 14 in-out derivations with an overall increase of the same number of circuits and 1.7 km of circuit, including: addition of 1 line and 0.2 km at 380kV, addition of 2 lines and removal of 0.1 km at 220kV, additions of 7 lines and 0.6 km at 150kV, and 4 lines and 1.0 km at 132kV;
 - **construction of variants, rigid derivations, re-routings and/or changes to grid distribution** removing a total of 1 line and 29.3 km of circuit, including: the addition of 0.6 km at 380kV, 4 lines and 11.2 km at 220kV and of 15.8 km at 150kV, the removal of 5 lines and addition of 6.9 km at 132kV, addition of 1 line and 1.8 km at 110kV, removal of 1 line at 66kV and 7.1 km at 50kV;
 - **demolition and/or retirement** of 12 lines amounting to 48.2 km of circuit: Astroni - Naples Centre 220kV (in fibre cable, equal to 9.3 km), Castelluccia - Napoli PS 220kV (in fibre cable, equal to 3.9 km), Arbatax - Cartiera Arbatax 150kV (overhead, equal to 2.7 km), Rivoli - Paracca 132kV (in fibre cable, equal to 4.5 km), Pirelli - Figline 132kV (overhead, equal to 3.4 km), Lucca Ronco - Ospedaletto 132kV (remaining overhead section, equal to 3.3 km), Lizzana - Pista 132kV (overhead, equal to 2.5 km), Lodi PS - FS Lodi 132kV (overhead, equal to 0.8 km), Casuzze - Cappuccini 70kV (overhead, equal to 3.6 km), Diano Marina - Albenga RT 66kV (remaining overhead section, equal to 2.4 km), Arma di Taggia RT - Diano Marina 66kV (remaining overhead section, equal to 2.4 km), Schio - Arsiero 50kV (remaining overhead section, equal to 9.4 km).
-

Alternative performance measures (APMs)

In accordance with the guidelines in ESMA/2015/1415, the alternative performance measures used in this Annual Report are described below.

MEASURE	DESCRIPTION
OPERATING RESULTS	
Operating profit/(loss) - EBIT	is an indicator of operating performance obtained by adding Net financial income/(expenses) to Profit/(Loss) before tax .
Gross operating profit/(loss) - EBITDA	is an indicator of operating performance obtained by adding "Amortisation, depreciation and impairment losses" to Operating profit/(loss) (EBIT) .
TAX RATE	is the amount of tax paid as a proportion of pre-tax profit and is based on the ratio of "Income tax expense" to "Profit/(Loss) before tax" .
FINANCIAL POSITION	
Net working capital	is an indicator of financial position, showing the Group's liquidity position; it is based on the difference between Current assets and Current liabilities of a non-financial nature, as presented in the statement of financial position.
Gross invested capital	is an indicator of financial position, showing the Group's total assets and is obtained by adding Net non-current assets and Net working capital .
Net invested capital	is calculated by deducting Sundry provisions from Gross invested capital .
CASH FLOW	
Net debt	is an indicator of the Group's financial structure and is obtained by deducting Cash and cash equivalents and Financial assets from Short- and long-term financial liabilities and the related derivative instruments .
Free cash flow	is the cash generated by operating activities less capital expenditure and is the difference between Cash flow from operating activities and Cash flow for investing activities .

Reconciliations

In accordance with the guidelines in ESMA/2015/1415, reconciliations of the reclassified income statement and statement of financial position and of net debt and cash flow of the Terna Group and Terna S.p.A. with the related statutory income statement and statement of financial position are shown below.

RECONCILIATION OF THE TERNA GROUP'S RECLASSIFIED INCOME STATEMENT AND STATEMENT OF FINANCIAL POSITION AND NET DEBT

THE GROUP'S RECLASSIFIED INCOME STATEMENT	€m	CONSOLIDATED INCOME STATEMENT
Regulated revenue	2,253.5	"Revenue from sales and services", totalling €2,534.5 million, "Other revenue and income", totalling €71.8 million, after the cost of International Activities, "Raw and consumable materials used", totalling €1.3 million, "Services", totalling €0.1 million, and "Personnel expenses" of €0.1 million
Non-regulated revenue	350.9	
Revenue from International Activities	0.4	
Personnel expenses	289.0	"Personnel expenses" after the cost of construction services performed under concession in Italy in accordance with IFRIC 12 (€6.2 million) and the cost of International Activities (€0.1 million)
Cost of services, leases and rentals	187.6	"Services" after the cost of construction services performed under concession in Italy in accordance with IFRIC 12 (30.6 million) and the cost of International Activities (€0.1 million)
Materials	195.5	"Raw and consumable materials used" after the cost of construction services performed under concession in Italy in accordance with IFRIC 12 (€9.6 million) and the cost of International Activities (€1.3 million)
Other costs	25.1	"Other operating costs" after the cost of construction services performed under concession in Italy in accordance with IFRIC 12 (€0.5 million)
Quality of service	5.9	
Cost of construction services performed under concession	6.2	"Personnel expenses"
	30.6	"Services"
	9.6	"Raw and consumable materials used"
	0.5	"Other operating costs "
Net financial income/ (expenses)	(78.9)	Points 1, 2 and 3 of letter C - "Financial income and expenses"

Scenarios,
strategy and the
creation of value

Corporate governance,
risk management
and opportunities

The Group's
business

Intangible
capitals

Natural
capital

About NFS

Independent limited
assurance report on
the NFS for 2021

Annexes

THE GROUP'S RECLASSIFIED STATEMENT OF FINANCIAL POSITION	€m	CONSOLIDATED STATEMENT OF FINANCIAL POSITION
Financial assets	379.8	"Investment accounted for using the equity method", "Other non-current assets" and "Non-current financial assets", after the value of fair value hedges (€1.6 million)
Net energy-related pass-through payables	(209.1)	"Trade receivables" relating to the value of energy-related pass-through receivables (€2,129.2 million) and "Trade payables" relating to the value of energy-related pass-through payables (€2,338.3 million)
Net receivables resulting from Regulated Activities	448.4	"Trade receivables" relating to the value of receivables resulting from Regulated Activities (€463.6 million) and "Trade payables" relating to the value of payables resulting from Regulated Activities (€15.2 million)
Net trade payables	(737.5)	"Trade payables" after the value of energy-related pass-through payables (€2,338.3 million) and payables resulting from Regulated Activities (€15.2 million) and "Trade receivables" after the value of energy-related pass-through receivables (€2,129.2 million) and the value of receivables resulting from Regulated Activities (€463.6 million)
Net tax assets	(50.6)	"Tax assets", "Other current assets" relating to the value of other tax assets (€11.2 million), "Other current liabilities" relating to the value of other tax liabilities (€38.5 million) and "Tax liabilities"
Other liabilities net	(1,157.9)	"Other non-current liabilities", "Other current liabilities" after other tax liabilities (€38.5 million), "Inventories", "Other current assets" after other tax assets (€11.2 million)
Sundry provisions	(48.4)	"Employee benefits", "Provisions for risks and charges" and "Deferred tax assets"
Net assets held for sale	117.7	"Discontinued operations and assets held for sale" and "Liabilities related to discontinued operations and assets held for sale"
Net debt	10,002.5	"Long-term borrowings", "Current portion of long-term borrowings", "Non-current financial liabilities", "Short-term borrowings", "Cash and cash equivalents", "Current financial assets" and "Current financial liabilities" and "Non-current financial assets" relating to the value of fair value hedges (€1.6 million)

THE GROUP'S ANALYSIS OF NET DEBT	€m	CONSOLIDATED STATEMENT OF FINANCIAL POSITION
"Bond issues" and "Borrowings"	10,475.0	Corresponds with "Long-term borrowings" and "Current portions of long-term borrowings"
"Derivative financial instruments" – short- and medium/long-term	82.2	Corresponds with "Non-current financial liabilities", "Current financial liabilities" relating to the value of cash flow hedges (€0.1 million) and "Non-current financial assets" relating to the value of fair value hedges (€1.6 million)
Other financial liabilities, net	23.6	Corresponds with "Current financial assets" relating to the value of accrued financial income (€22.1 million) and "Current financial liabilities" relating to the value of accrued financial expenses (€45.7 million)
Financial assets	(958.5)	Corresponds with "Current financial assets" relating to the value of government securities
Net debt attributable to assets held for sale	161.8	Corresponds with "Discontinued operations and assets held for sale" (€60.0 million) and "Liabilities related to discontinued operations and assets held for sale" (€221.8 million)

RECONCILIATION OF THE TERNA GROUP'S CASH FLOW

(€m)

	CASH FLOW 2021	RECONCILIATION WITH FINANCIAL STATEMENTS	CASH FLOW 2020	RECONCILIATION WITH FINANCIAL STATEMENTS
- Profit for the year	790.8		795.3	
- Amortisation, depreciation and impairment losses	654.4		643.8	
- Net change in provisions	(72.9)		(88.9)	
Employee benefits		(0.9)		(2.2)
Provisions for risks and charges		(37.2)		(38.9)
Deferred tax assets		(34.8)		(47.8)
- Net losses/(gains) on sale of assets ⁽¹⁾	(13.7)		(7.7)	
Operating cash flow	1,358.6		1,342.5	
- Change in net working capital:	(227.6)		(272.0)	
Inventories		(3.5)		(15.5)
Trade receivables		(1,530.3)		45.1
Income tax assets		4.9		(4.5)
Other current assets		45.2		(65.6)
Discontinued operations and assets held for sale		1.3		(1.3)
Trade payables		1,058.3		(227.9)
Tax liabilities		28.1		(11.8)
Other liabilities		168.4		9.5
- Other changes in non-current assets	171.1		(22.0)	
Goodwill		(26.4)		-
Intangible assets ⁽²⁾		9.8		(8.7)
Property, plant and equipment ⁽³⁾		59.2		(6.6)
Non-current financial assets		127.5		(7.3)
Other non-current assets		1.4		(3.0)
Investments accounted for using the equity method		(0.4)		3.6
Cash flow from operating activities	1,302.1		1,048.5	
Capital expenditure				
- Total Capital expenditure	(1,520.7)		(1,351.1)	
Property, plant and equipment ⁽³⁾		(1,391.9)		(1,249.5)
Intangible assets ⁽²⁾		(128.8)		(101.6)
Total cash flow from (for) investing activities	(1,520.7)		(1,351.1)	
Free cash flow	(218.6)		(302.6)	
Net assets held for sale	(117.7)		-	
- Cash flow hedge reserve after taxation and other movements in equity attributable to owners of the Parent ⁽⁴⁾	79.1		(91.0)	
- Other movements in equity attributable to non-controlling interests	(16.3)		(5.4)	
- Dividends paid to Parent Company's shareholders ⁽⁴⁾	(556.4)		(515.0)	
Change in net debt	(829.9)		(914.0)	
- Change in borrowings	(292.3)		2,545.6	
Non-current financial assets		92.6		(49.2)
Current financial assets		(342.1)		(119.2)
Non-current financial liabilities		(170.1)		93.4
Long-term borrowings		(1,025.2)		379.5
Short-term borrowings		944.8		977.2
Current portion of long-term borrowings		252.0		1,261.5
Current financial liabilities		(44.3)		2.4
Change in cash and cash equivalents	(1,122.2)		1,631.6	

⁽¹⁾ Included in "Other revenue and income" and "Other operating costs" in the consolidated financial statements.

⁽²⁾ See note 15 to the financial statements.

⁽³⁾ See note 13 to the financial statements.

⁽⁴⁾ See the consolidated statement of changes in equity.

Scenarios,
strategy and the
creation of valueCorporate governance,
risk management
and opportunitiesThe Group's
businessIntangible
capitalsNatural
capital

About NFS

Independent limited
assurance report on
the NFS for 2021

Annexes

RECONCILIATION OF TERNA S.P.A.'S RECLASSIFIED INCOME STATEMENT AND STATEMENT OF FINANCIAL POSITION AND NET DEBT

TERNA'S RECLASSIFIED INCOME STATEMENT	€m	INCOME STATEMENT
Tariff revenue	2,006.2	"Revenue from sales and services"
Revenue from construction services performed under concession	46.9	"Revenue from sales and services"
Other operating income	171.0	"Revenue from sales and services", totalling €93.7 million, and "Other revenue and income"
Personnel expenses	75.8	"Personnel expenses" after the cost of construction services performed under concession in accordance with IFRIC 12 (€0.6 million)
Cost of services, leases and rentals	371.3	"Services" after the cost of construction services performed under concession in accordance with IFRIC 12 (€40.6 million)
Materials	0.8	"Raw and consumable materials used" after the cost of construction services performed under concession in accordance with IFRIC 12 (€5.2 million)
Other costs	16.6	"Other operating costs" after the cost of construction services performed under concession in accordance with IFRIC 12 (€0.5 million)
Quality of service	5.9	
Cost of construction services performed under concession	0.6	"Personnel expenses"
	40.6	"Services"
	5.2	"Raw and consumable materials used"
	0.5	"Other costs"
Net financial income/(expenses)	(78.4)	Point 1 of letter C - "Financial income and expenses"

TERNA'S RECLASSIFIED STATEMENT OF FINANCIAL POSITION	€m	STATEMENT OF FINANCIAL POSITION
Financial assets	1,418.5	"Non-current financial assets" after the value of fair value hedges (€1.6 million) and "Other non-current assets" after amounts due from subsidiaries in relation to staff incentive plans (€1.4 million)
Net energy-related pass-through payables	(234.3)	"Trade receivables" relating to the value of energy-related pass-through receivables (€2,129.2 million) and "Trade payables" relating to the value of energy-related pass-through payables (€2,363.5 million)
Net receivables resulting from Regulated Activities	448.4	"Trade receivables" relating to the value of receivables resulting from Regulated Activities (€463.6 million) and "Trade payables" relating to the value of payables resulting from Regulated Activities (€15.2 million)
Net trade payables	(671.7)	"Trade payables" after the value of energy-related pass-through payables (€2,363.5 million) and payables resulting from Regulated Activities (€15.2 million) and "Trade receivables" after the value of energy-related pass-through receivables (€2,129.2 million) and the value of receivables resulting from Regulated Activities (€463.6 million)
Net tax liabilities	(110.1)	"Tax assets", "Other current assets" relating to the value of other tax assets (€4.9 million), "Other current liabilities" relating to the value of other tax liabilities (€84.6 million) and "Tax liabilities"
Other liabilities, net	(634.1)	"Other non-current liabilities", "Other current liabilities" after other tax liabilities (€84.6 million), "Inventories", "Other current assets" after other tax assets (€4.9 million) and "Other non-current assets" relating to amounts due from subsidiaries in relation to staff incentive plans (€1.4 million)
Sundry provisions	(7.6)	"Employee benefits", "Provisions for risks and charges" and "Deferred tax assets"
Assets held for sale	23.0	"Assets held for sale"
Net debt	9,893.8	"Long-term borrowings", "Current portion of long-term borrowings", "Non-current financial liabilities", "Short-term borrowings", "Cash and cash equivalents", "Non-current financial assets" relating to the value of fair value hedges (€1.6 million), "Current financial assets" and "Current financial liabilities"

TERNA'S ANALYSIS OF NET DEBT	€m	STATEMENT OF FINANCIAL POSITION
"Bond issues" and "Borrowings"	10,448.8	Corresponds with "Long-term borrowings" and "Current portions of long-term borrowings"
"Derivative financial instruments"	82.1	Corresponds with "Non-current financial liabilities" and "Non-current financial assets" relating to the value of fair value hedges (€1.6 million)
"Short-term borrowings" and "Other financial liabilities, net"	1,941.2	Corresponds, respectively, with "Short-term borrowings" and "Current financial liabilities" relating to the value of deferred liabilities (€45.7 million) and "Current financial assets" relating to the value of accrued income (€22.1 million)
Cash and cash equivalents (including the net balance on intercompany current accounts)	(1,619.8)	Corresponds with "Cash and cash equivalents"
Financial assets	(958.5)	Corresponds with "Current financial assets" relating to the value of government securities
Net debt attributable to assets held for sale	(24.6)	Included in "Assets held for sale"

Scenarios,
strategy and the
creation of valueCorporate governance,
risk management
and opportunitiesThe Group's
businessIntangible
capitalsNatural
capital

About NFS

Independent limited
assurance report on
the NFS for 2021


Annexes

RECONCILIATION OF TERNA S.P.A.'S CASH FLOW

(€m)

	CASH FLOW 2021	RECONCILIATION WITH FINANCIAL STATEMENTS	CASH FLOW 2020	RECONCILIATION WITH FINANCIAL STATEMENTS
- Profit for the year	735.2		687.6	
- Amortisation, depreciation and impairment losses	585.8		571.2	
- Net change in provisions	(37.9)		(75.6)	
Employee benefits		(1.3)		1.9
Provisions for risks and charges		(37.0)		(37.3)
Deferred tax assets		0.4		(40.2)
- Net losses/(gains) on sale of assets ⁽¹⁾	(12.6)		(5.5)	
Operating cash flow	1,270.5		1,177.7	
- Change in net working capital:	(162.0)		(152.1)	
Trade receivables		(1,540.2)		68.7
Income tax assets		(0.3)		0.3
Other current assets		13.9		(8.6)
Other non-current assets		(1.1)		(0.3)
Trade payables		1,206.4		(146.5)
Tax liabilities		33.9		(17.4)
Other liabilities		125.4		(48.3)
- Other changes in non-current assets	23.8		(81.8)	
Property, plant and equipment ⁽²⁾		41.2		40.1
Intangible assets ⁽³⁾		0.1		-
Non-current financial assets		(17.1)		(121.4)
Other non-current assets		(0.4)		(0.5)
Cash flow from operating activities	1,132.3		943.8	
Capital expenditure				
- Total Capital expenditure	(1,376.6)		(1,134.3)	
Property, plant and equipment ⁽²⁾		(1,248.3)		(1,041.9)
Intangible assets ⁽³⁾		(128.3)		(92.4)
Total cash flow from (for) investing activities	(1,376.6)		(1,134.3)	
Free cash flow	(244.3)		(190.5)	
Net assets held for sale	(23.0)		-	
- Dividends ⁽⁴⁾	(556.4)		(515.0)	
- Cash flow hedge reserve after taxation and other movements in equity ⁽⁴⁾	67.1		(70.1)	
Change in net debt	(756.6)		(775.6)	
- Change in borrowings	(75.5)		2,508.3	
Current financial assets		(359.6)		(101.8)
Non-current financial assets		115.1		(47.6)
Non-current financial liabilities		(167.7)		92.4
Long-term borrowings		(816.9)		325.4
Short-term borrowings		940.5		977.1
Current portion of long-term borrowings		257.1		1,260.4
Current financial liabilities		(44.0)		2.4
- Change in cash and cash equivalents	(832.1)		1,732.7	

⁽¹⁾ Included in "Other revenue" and "Other operating costs" in the financial statements.⁽²⁾ See note 11 to the financial statements.⁽³⁾ See note 13 to the financial statements.⁽⁴⁾ See the statement of changes in equity.





**CONSOLIDATED
FINANCIAL STATEMENTS**



Contents

Consolidated financial statements	304
Consolidated income statement	304
Consolidated statement of comprehensive income	305
Consolidated statement of financial position	306
Consolidated statement of changes in equity	308
Consolidated statement of cash flows	310
Notes	312
A. Accounting policies and measurement criteria	312
B. Notes to the consolidated income statement	340
C. Operating segments	349
D. Notes to the consolidated statement of financial position	352
E. Commitments and risks	375
F. Business combinations	382
G. Related party transactions	386
H. Significant non-recurring, atypical or unusual events and transactions	389
I. Notes to the statement of cash flows	389
L. Government grants	390
M. Events after 31 December 2021	391
Disclosure pursuant to art. 149- <i>duodecies</i> of the CONSOB Regulations for Issuers	401
Attestation of the consolidated financial statements pursuant to art. 81- <i>ter</i> of CONSOB Regulation 11971 of 14 May 1999, as amended	402
Independent Auditor's Report pursuant to articles 14 of Legislative Decree 39 of 27 January 2010 and article 10 of Regulation (EU) 537/2014 - Consolidated financial statements for the year ended 31 December 2021	404

Consolidated financial statements

Consolidated income statement

		(€m)	
	NOTE	2021	2020
A - REVENUE			
1. Revenue from sales and services	1	2,534.5	2,377.5
<i>of which: related parties</i>		1,766.9	1,685.3
2. Other revenue and income	2	71.8	112.9
<i>of which: related parties</i>		1.6	1.5
Total revenue		2,606.3	2,490.4
B - OPERATING COSTS			
1. Raw and consumable materials used	3	206.4	160.8
<i>of which: related parties</i>		0.1	1.3
2. Services	4	218.3	189.1
<i>of which: related parties</i>		11.0	12.6
3. Personnel expenses	5	295.3	287.0
- gross personnel expenses		401.1	370.2
- capitalised personnel expenses		(105.8)	(83.2)
<i>of which: related parties</i>		3.5	3.1
4. Amortisation, depreciation and impairment losses	6	654.4	634.4
5. Other operating costs	7	31.5	42.5
<i>of which: related parties</i>		0.1	0.2
Total operating costs		1,405.9	1,313.8
A-B OPERATING PROFIT/(LOSS)		1,200.4	1,176.6
C - FINANCIAL INCOME/(EXPENSES)			
1. Financial income	8	16.6	9.6
2. Financial expenses	8	(95.8)	(91.7)
3. Share of profit/(loss) of investees accounted for using the equity method	9	0.3	(3.9)
D - PROFIT/(LOSS) BEFORE TAX		1,121.5	1,090.6
E - INCOME TAX EXPENSE	10	317.9	297.4
F - PROFIT FOR THE YEAR FROM CONTINUING OPERATIONS		803.6	793.2
G - PROFIT/(LOSS) FOR THE YEAR FROM ASSETS HELD FOR SALE	11	(12.8)	2.1
H - PROFIT FOR THE YEAR		790.8	795.3
<i>Profit attributable to owners of the Parent</i>		789.4	785.5
<i>Profit attributable to non-controlling interests</i>		1.4	9.8
Earnings per share	12		
Basic earnings per share		0.393	0.391
Diluted earnings per share		0.393	0.391
Earnings per share from continuing operations			
Basic earnings per share	12	0.400	0.395
Diluted earnings per share		0.400	0.395

Consolidated statement of comprehensive income*

		(€m)	
	NOTE	2021	2020
PROFIT FOR THE YEAR		790.8	795.3
Other comprehensive income for the year reclassifiable to profit or loss			
- Cash flow hedges	24	74.9	(78.7)
- Financial assets at fair value through other comprehensive income	24	(3.0)	2.5
- Gains/(Losses) from translation of financial statements in currencies other than the euro	24	5.5	(22.7)
- Cost of hedges	24	0.4	13.7
Other comprehensive income for the year not reclassifiable to profit or loss			
- Actuarial gains/(losses) on provisions for employee benefits	24	9.6	3.1
Total other comprehensive income		87.4	(82.1)
COMPREHENSIVE INCOME FOR THE YEAR		878.2	713.2
COMPREHENSIVE INCOME FOR THE YEAR ATTRIBUTABLE TO:			
Owners of the Parent		876.8	703.4
Non-controlling interests		1.4	9.8

* Amounts are shown net of tax, where applicable..

Consolidated statement of financial position

(€m)			
	NOTE	31 DECEMBER 2021	31 DECEMBER 2020
A – NON-CURRENT ASSETS			
1. Property, plant and equipment	13	15,316.6	14,559.7
<i>of which: related parties</i>		60.3	54.4
2. Goodwill	14	256.5	230.1
3. Intangible assets	15	400.0	347.8
4. Deferred tax assets	16	146.6	111.8
5. Investments accounted for using the equity method	17	76.2	75.8
6. Non-current financial assets	18	287.7	507.8
7. Other non-current assets	19	17.5	18.9
Total non-current assets		16,501.1	15,851.9
B – CURRENT ASSETS			
1. Inventories	20	69.9	66.4
2. Trade receivables	21	2,777.4	1,245.2
<i>of which: related parties</i>		302.3	234.1
3. Current financial assets	18	980.6	638.5
4. Cash and cash equivalents	22	1,566.8	2,689.0
<i>of which: related parties</i>		0.1	0.1
5. Income tax assets	23	4.8	9.7
6. Other current assets	19	83.1	128.3
Total current assets		5,482.6	4,777.1
C- Discontinued operations and assets held for sale	30	375.5	1.3
TOTAL ASSETS		22,359.2	20,630.3

(continued)

(continued)

		(€m)	
	NOTE	31 DECEMBER 2021	31 DECEMBER 2020
D – EQUITY ATTRIBUTABLE TO OWNERS OF THE PARENT			
1. Share capital		442.2	442.2
2. Other reserves		683.4	613.2
3. Retained earnings/(accumulated losses)		2,964.3	2,711.6
4. Interim dividend		(197.4)	(182.7)
5. Profit for the year		789.4	785.5
Total equity attributable to owners of the Parent	24	4,681.9	4,369.8
E – EQUITY ATTRIBUTABLE TO NON-CONTROLLING INTERESTS	24	31.1	46.0
Total equity attributable to owners of the Parent and non-controlling interests		4,713.0	4,415.8
F – NON-CURRENT LIABILITIES			
1. Long-term borrowings	25	8,835.0	9,860.2
2. Employee benefits	26	60.8	61.7
3. Provisions for risks and charges	27	134.2	171.4
4. Non-current financial liabilities	25	83.7	253.8
5. Other non-current liabilities	28	884.8	836.7
Total non-current liabilities		9,998.5	11,183.8
G – CURRENT LIABILITIES			
1. Short-term borrowings	25	1,947.0	1,002.2
2. Current portion of long-term borrowings	25	1,640.0	1,388.0
3. Trade payables	29	3,275.6	2,217.3
<i>of which: related parties</i>		59.9	80.4
4. Tax expense	29	28.1	-
5. Current financial liabilities	25	45.8	90.1
6. Other current liabilities	29	453.4	333.1
<i>of which: related parties</i>		19.4	20.3
Total current liabilities		7,389.9	5,030.7
H – Liabilities related to discontinued operations and assets held for sale	30	257.8	-
TOTAL LIABILITIES AND EQUITY		22,359.2	20,630.3

Consolidated statement of changes in equity

31 DECEMBER 2020 - 31 DECEMBER 2021
GROUP'S SHARE CAPITAL AND RESERVES

(€m)

	SHARE CAPITAL	LEGAL RESERVE	SHARE PREMIUM RESERVE	CASH FLOW HEDGE RESERVE	RESERVE FOR TREASURY SHARES	OTHER RESERVES	RETAINED EARNINGS/ (ACCUMULATED LOSSES)	INTERIM DIVIDEND	PROFIT FOR THE YEAR ATTRIBUTABLE TO OWNERS OF THE PARENT	EQUITY ATTRIBUTABLE TO OWNERS OF THE PARENT	EQUITY ATTRIBUTABLE TO NON- CONTROLLING INTERESTS	EQUITY ATTRIBUTABLE TO OWNERS OF THE PARENT AND NON- CONTROLLING INTERESTS
EQUITY AT 31 DECEMBER 2020	442.2	88.4	20.0	(216.9)	(9.5)	731.2	2,711.6	(182.7)	785.5	4,369.8	46.0	4,415.8
PROFIT FOR THE YEAR									789.4	789.4	1.4	790.8
OTHER COMPREHENSIVE INCOME:												
- Change in fair value of cash flow hedges				74.9						74.9		74.9
- Actuarial gains/(losses) on employee benefits						9.6				9.6		9.6
- Gains/(Losses) from translation of financial statements in currencies other than the euro							5.5			5.5		5.5
- Financial assets at fair value through other comprehensive income						(3.0)				(3.0)		(3.0)
- Cost of hedges				0.4						0.4		0.4
Total other comprehensive income	-	-	-	75.3	-	6.6	5.5	-	-	87.4	-	87.4
COMPREHENSIVE INCOME	-	-	-	75.3	-	6.6	5.5	-	789.4	876.8	1.4	878.2
TRANSACTIONS WITH SHAREHOLDERS:												-
- Appropriation of profit for 2020:												-
Retained earnings							243.8		(243.8)	-		-
Dividends								182.7	(541.7)	(359.0)		(359.0)
- Interim dividend 2021								(197.4)		(197.4)		(197.4)
- Purchase of treasury shares					(10.0)					(10.0)		(10.0)
Total transactions with shareholders	-	-	-	-	(10.0)	-	243.8	(14.7)	(785.5)	(566.4)		(566.4)
Change in scope of consolidation						(5.8)	2.0			(3.8)	(16.3)	(20.1)
Share option reserve						4.0				4.0		4.0
Other changes						0.1	1.4			1.5		1.5
Total other changes	-	-	-	-	-	(1.7)	3.4	-	-	1.7	(16.3)	(14.6)
EQUITY AT 31 DECEMBER 2021	442.2	88.4	20.0	(141.6)	(19.5)	736.1	2,964.3	(197.4)	789.4	4,681.9	31.1	4,713.0

31 DECEMBER 2019 - 31 DECEMBER 2020

GROUP'S SHARE CAPITAL AND RESERVES

(€m)

	SHARE CAPITAL	LEGAL RESERVE	SHARE PREMIUM RESERVE	CASH FLOW HEDGE RESERVE	RESERVE FOR TREASURY SHARES	OTHER RESERVES	RETAINED EARNINGS/ (ACCUMULATED LOSSES)	INTERIM DIVIDEND	PROFIT FOR THE YEAR ATTRIBUTABLE TO OWNERS OF THE PARENT	EQUITY ATTRIBUTABLE TO OWNERS OF THE PARENT	EQUITY ATTRIBUTABLE TO NON- CONTROLLING INTERESTS	EQUITY ATTRIBUTABLE TO OWNERS OF THE PARENT AND NON- CONTROLLING INTERESTS
EQUITY AT 31 DECEMBER 2019	442.2	88.4	20.0	(151.9)	-	725.2	2,478.3	(169.2)	757.3	4,190.3	41.6	4,231.9
PROFIT FOR THE YEAR									785.5	785.5	9.8	795.3
OTHER COMPREHENSIVE INCOME:												
- Change in fair value of cash flow hedges				(78.7)						(78.7)		(78.7)
- Actuarial gains/(losses) on employee benefits						3.1				3.1		3.1
- Gains/(Losses) from translation of financial statements in currencies other than the euro							(22.7)			(22.7)		(22.7)
- Financial assets at fair value through other comprehensive income						2.5				2.5		2.5
- Cost of hedges				13.7						13.7		13.7
Total other comprehensive income	-	-	-	(65.0)	-	5.6	(22.7)	-	-	(82.1)	-	(82.1)
COMPREHENSIVE INCOME	-	-	-	(65.0)	-	5.6	(22.7)	-	785.5	703.4	9.8	713.2
TRANSACTIONS WITH SHAREHOLDERS:												-
- Appropriation of profit for 2019:												-
Retained earnings							255.8		(255.8)	-		-
Dividends								169.2	(501.5)	(332.3)	(9.0)	(341.3)
- Interim dividend 2020								(182.7)		(182.7)		(182.7)
- Purchase of treasury shares					(9.5)					(9.5)		(9.5)
Total transactions with shareholders	-	-	-	-	(9.5)	-	255.8	(13.5)	(757.3)	(524.5)	(9.0)	(533.5)
Contribution from newly acquired companies										-	3.6	3.6
Share option reserve						1.2				1.2		1.2
Other changes						(0.8)	0.2			(0.6)		(0.6)
Total other changes	-	-	-	-	-	0.4	0.2	-	-	0.6	3.6	4.2
EQUITY AT 31 DECEMBER 2020	442.2	88.4	20.0	(216.9)	(9.5)	731.2	2,711.6	(182.7)	785.5	4,369.8	46.0	4,415.8

Consolidated statement of cash flows

		(€m)	
	NOTE	2021	2020
PROFIT FOR THE YEAR		790.8	795.3
ADJUSTED BY:			
Amortisation, depreciation and impairment losses /(reversals of impairment losses) on non-current property, plant and equipment and intangible assets*	6	664.8	635.2
Accruals to provisions (including provisions for employee benefits) and impairment losses		28.4	49.0
(Gains)/Losses on sale of property, plant and equipment		(13.7)	(7.7)
Financial (income)/expense	8	99.3	85.6
Income tax expense		321.5	299.4
Other non-cash movements		5.2	(71.8)
CASH FLOW FROM OPERATING ACTIVITIES BEFORE CHANGES IN NET WORKING CAPITAL		1,896.3	1,785.0
Increase/(decrease) in provisions (including provisions for employee benefits and taxation)		(70.3)	(96.2)
(Increase)/decrease in inventories		(19.8)	5.8
(Increase)/decrease in trade receivables and other current assets		(1,592.3)	3.3
Increase/(decrease) in trade payables and other current liabilities		1,168.5	(274.2)
Increase/(decrease) in other non-current liabilities		(33.4)	4.5
(Increase)/decrease in other non-current assets		(38.5)	21.0
Interest income and other financial income received		54.3	32.8
Interest expense and other financial expenses paid		(214.6)	(201.2)
Income tax paid		(317.9)	(339.4)
CASH FLOW FROM OPERATING ACTIVITIES [A]		832.3	941.4
- of which: related parties		(89.6)	183.4
Capital expenditure in non-current property, plant and equipment after grants received	13	(1,344.2)	(1,186.6)
Revenue from sale of non-current property, plant and equipment and intangible assets and other movements		32.9	10.5
Capitalised financial expenses		10.8	10.1
Capital expenditure in non-current intangible assets after grants received	15	(130.8)	(101.6)
(Increase)/decrease in investments in associates and joint ventures	17	(0.4)	3.6
Movements in short- and medium/long-term financial investments		600.0	(121.3)
Consideration paid for new acquisitions net of cash		(31.6)	(4.3)
CASH FLOW FOR INVESTING ACTIVITIES [B]		(863.3)	(1,389.6)
- of which: related parties		(5.9)	(9.1)
Movement in the reserve for treasury shares	24	(10.0)	(9.5)
Dividends paid		(546.7)	(526.1)
Movements in short- and medium/long-term financial liabilities (including short-term portion)**		(480.8)	2,611.8
Increase/(decrease) in retained earnings and accumulated losses		2.0	-
Increase/(decrease) in non-controlling interests in equity due to new acquisitions		(16.3)	3.6
CASH FLOW FROM FINANCING ACTIVITIES [C]		(1,051.8)	2,079.8
INCREASE/(DECREASE) IN CASH AND EQUIVALENTS [A+B+C]		(1,082.8)	1,631.6
Cash and cash equivalents at beginning of year		2,689.0	1,057.4
Cash and cash equivalents at end of year ***		1,606.2	2,689.0
of which cash and cash equivalents from acquisitions		5.4	28.1

* After grants related to assets recognised in the income statement for the year.

** After derivatives and impact of fair value adjustments, including cash movements in right-of-use assets.

*** Of which "Cash and cash equivalents" at 31 December 2021, totalling €1,566.8 million, and "Cash and cash equivalents" attributable to assets held for sale at 31 December 2021, totalling €39.4 million.



Notes

A. Accounting policies and measurement criteria

Introduction

Terna S.p.A.'s registered office is at Viale Egidio Galbani 70, Rome, Italy. The consolidated financial statements at and for the year ended 31 December 2021 include the Company's financial statements and those of its subsidiaries (the "Group"). The subsidiaries included within the scope of consolidation are listed below.

Publication of the consolidated financial statements was authorised by the Board of Directors on 17 March 2022.

The consolidated financial statements at and for the year ended 31 December 2021 are available for inspection on request at Terna S.p.A.'s registered office at Viale Egidio Galbani 70, Rome, or on the Company's website at www.terna.it.

The Board of Directors has authorised the Chairwoman and the Chief Executive Officer to make any alterations to the form of the financial statements that may be necessary during preparation of the final text to be presented to the Annual General Meeting, and to make any additions and adjustments to the sections concerning significant subsequent events.

The Terna Group is the largest independent transmission system operator in Europe and one of the leading operators in the world in terms of kilometres of line managed (more than 74 thousand kilometres).

It is responsible for the transmission and management of power flows on the high-voltage (HV) and very high-voltage (VHV) grid throughout Italy, in order to guarantee a balance between demand and supply for energy (dispatching). It is also responsible for the planning, construction and maintenance of the grid. It acts as the Italian TSO (Transmission System Operator), having been granted a monopoly under a government concession, and is subject to regulation by Italy's Regulatory Authority for Energy, Networks and the Environment (ARERA) and the guidelines established by the Ministry for Economic Development. It ensures the security, quality and cost-effectiveness of the national electricity system and has the task of developing the grid and integrating it with the European grid. It ensures equal access for all grid users.

As of these financial statements for the year ended 31 December 2021, the requirement introduced by the European Transparency Directive to publish the Annual Financial Report using the xhtml format and to tag all the numbers in the consolidated financial statements and the issuer's basic financial information using the ixbrl format.

Compliance with IAS/IFRS

The consolidated financial statements at and for the year ended 31 December 2021 have been prepared in accordance with International Financial Reporting Standards (IFRS), International Accounting Standards (IAS) issued by the International Accounting Standards Board (IASB) and the interpretations of the International Financial Reporting Interpretations Committee (IFRIC) and the Standing Interpretations Committee (SIC), as endorsed by the European Commission ("IFRS").

This document has also been prepared taking into account the provisions of Legislative Decree 38 of 28 February 2005, of the Italian Civil Code and CONSOB Resolutions 15519 ("Provisions governing financial statements in implementation of art. 9, paragraph 3 of Legislative Decree 38/2005") and 15520 ("Amendments to the implementing rules for Legislative Decree 58/1998"), as well as CONSOB Communication DEM/6064293 ("Disclosure requirements for listed issuers and issuers of financial instruments that are widely held among the public pursuant to art. 116 of the Consolidated Law on Finance").

Basis of presentation

The consolidated financial statements consist of the statement of financial position, the income statement, and the statement of comprehensive income, the statement of cash flows, the statement of changes in equity and the notes thereto.

In the statement of financial position, assets and liabilities are classified on a “current/non-current” basis, with separate reporting of assets and liabilities held for sale. Current assets, which include cash and cash equivalents, are those held for realisation, sale or consumption in the Group’s normal operating cycle; current liabilities are those expected to be settled in the Group’s normal operating cycle or within one year of the end of the financial year.

The income statement is classified on the basis of the nature of costs. The income statement is presented as two statements, the first of which (the income statement) presents revenue and expense items for the year; the second (the statement of comprehensive income) starts with the result for the year and then presents the revenue and expense items that are recognised in equity rather than profit or loss for the year.

The statement of cash flows has been prepared using the indirect method.

The consolidated financial statements are accompanied by the Integrated Report for Terna S.p.A. and the Group, which as from financial year 2008 has been prepared as a single document, exercising the option granted by Legislative Decree 32 of 2 February 2007, which amended art. 40 (Integrated Report) of Legislative Decree 127 of 9 April 1991. From 2021, the Terna Group’s Annual Report contains the first Integrated Report, including in a single document the Report on Operations, the Sustainability Report and the Consolidated Non-financial Statement (the “NFS”), in addition to the consolidated financial statements and the Parent Company’s separate financial statements.

These consolidated financial statements are presented in millions of euros, and all amounts are shown in millions of euros to the first decimal place, unless otherwise indicated.

Given that the requirements of IFRS 5 have been met, the total results for 2021 and 2020 attributable to the South American subsidiaries included in the planned sale of assets have been classified in the item “Profit/(Loss) for the year from assets held for sale” in the Group’s reclassified income statement. Likewise, the attributable assets and liabilities at 31 December 2021 have been reclassified to the item “Discontinued operations and assets held for sale” and “Liabilities related to discontinued operations and assets held for sale” in the Group’s reclassified statement of financial position, without modifying the comparative amount.

Certain amounts in the financial statements at and for the year ended 31 December 2020 have been restated in order to provide an improved basis of comparison, without however modifying the amount of equity at 31 December 2020 or amounts in the income statement and statement of comprehensive income for 2020.

Use of estimates

Preparation of the consolidated financial statements requires the Group to use estimates and assumptions that affect the carrying amounts of assets and liabilities and the related disclosures, in addition to contingent assets and liabilities at the reporting date. These estimates and the associated assumptions are based on previous experience and various factors that are believed to be reasonable under the circumstances. The resulting estimates form the basis for making the judgements about the carrying amounts of assets and liabilities that are not readily apparent from other objective sources. Actual results may differ from these estimates. The estimates and underlying assumptions are reviewed periodically and the effects of any changes are recognised in the income statement for the year, if they relate solely to that period. In the case that the revision affects both current and future years, the change is recorded in the year in which the estimate is reviewed as well as in the relevant future years.

The assets and liabilities subject to estimates and key assumptions used by the Group in applying the IFRS endorsed by the European Commission, and that could have a significant impact on the consolidated financial statements, or that could give rise to risks that would entail significant adjustments to the carrying amounts of assets and liabilities in subsequent years, are summarised below.

Impairment losses

Property, plant and equipment and intangible assets with finite useful lives are tested at least once a year to check for evidence of impairment. If there is evidence that an asset may be impaired, its recoverable amount is estimated.

The recoverable amount of goodwill and intangible assets with indefinite useful lives, where present, as well as intangible assets not yet available for use, is estimated at least annually. The recoverable amount is equal to the greater of the fair value less costs to sell and value in use. Value in use is measured by discounting estimated future cash flows considering information available at the time of estimate and on the basis of estimates of the performance of future variables, such as prices, costs, demand growth rates, production profiles, and discounted at a pre-tax rate that reflects current market assessments of the time value of money for the investment period and risks specific to the asset. If the intangible asset does not generate cash inflows, the asset's recoverable amount is calculated as part of the Cash Generating Unit ("CGU") to which it belongs.

An impairment loss is recognised in the income statement when the asset's carrying amount, or the net invested capital of the CGU to which it belongs, is greater than its recoverable amount.

Impairment losses on CGUs are first taken as a reduction in the carrying amount of any allocated goodwill and then as a reduction in other assets allocated to the CGU on a pro rata basis. Except for goodwill, impairment losses may be reversed up to the recoverable amount or the original cost of the asset if there is an indication that the impairment loss no longer exists or when there is a change in the methods used to measure the recoverable amount.

Allowance for doubtful accounts

Trade receivables are initially recognised at fair value net of any losses relating to sums considered non-recoverable, for which specific provisions have been made in the allowance for doubtful accounts. Credit losses are determined in application of IFRS 9 (a model based on expected credit losses). This requires the Group to assess expected credit losses, and the related changes, at each reporting date.

Specifically, the Group has applied the simplified approach permitted by IFRS 9 to trade receivables, finance lease receivables and assets deriving from contracts with customers, in order to measure the allowance for doubtful accounts based on expected losses over the life of the receivable. The Group has thus determined the amount of expected credit losses using a provisioning matrix, based on information regarding historical credit losses for similar past due exposures, adjusted to take into account current conditions and forward-looking elements.

Provisions for risks and charges

Provisions for risks and charges are allocated when a disbursement of cash, for an amount which can be reliably estimated, will be necessary to fulfil a legal or constructive obligation arising as a result of a past event. Where the time value of money is significant, provisions are discounted, using a rate that the Group believes to be appropriate (a rate is used that reflects current market conditions and the specific risks connected with the liability). After initial recognition, the value of the provisions for risks and charges is updated to reflect the passage of time and any changes in the estimate following alterations to the amounts forecast, the timing and the discount rates used. Any increase in provisions associated with the passage of time is recognised in the income statement under "Financial expenses".

Liabilities that can be associated with legal and tax disputes, early retirement incentives, urban and environmental restoration projects and other sundry charges are estimated by the Group. The measurement of provisions for legal disputes is based on the probability of incurring an expense, including through the use of external legal advisors supporting the Group companies; the estimate of provisions to be set aside for urban and environmental restoration projects, the “offsets” aimed at compensating for the environmental impact of the construction of new plant, is based on an analysis of the agreements entered into with the local authorities concerned and the progress of work on construction of the new infrastructure.

Employee benefits

Post-employment benefits are defined on the basis of plans, even if not formalised, that based on their nature are classified as either “defined benefit” plans or “defined contribution” plans. The liability for employee benefits paid upon or following termination of employment in relation to defined benefit plans or other long-term benefits is recognised net of any plan assets and is measured on the basis of actuarial assumptions, estimating the amount of future benefits that employees have vested at the reporting date and is recognised on an accruals basis in line with the period of service necessary to obtain the benefit.

Changes in the value of the net liabilities (revaluations) deriving from actuarial gains or losses, resulting from changes in the actuarial assumptions used or adjustments based on past experience, are recognised in other comprehensive income in the year in which they occur. If a plan is modified, curtailed or extinguished, the related effects are recognized in profit or loss. Net financial expenses include the component of the return on plan assets and the interest cost to be recognised in profit or loss and are measured by multiplying the liabilities, net of any plan assets, by the discount rate applied to the liabilities; net interest on defined benefit plans is recognized in “Financial income/(expenses)”.

The actuarial valuations used to quantify employee benefits (of all plans except termination benefits *TFR – Trattamento di Fine Rapporto*) are based on “vested benefits”, applying the projected unit credit method. These valuations are based on economic and demographic assumptions: the discount rate (used to determine the current value of the obligation, determined considering returns on high quality bonds in line with the duration of the group of workers measured), the inflation rate, the rate at which future salary levels are expected to rise, the rate of increase for average health reimbursements, rate of increase for electricity prices and demographic factors, such as mortality and invalidity, retirement, resignation, advances and household composition. The method of calculation used for TFR consists of discounting to present value, at the measurement date, each estimated payment due to every employee, projected through to the estimated period in which the TFR will be paid.

The obligation under defined contribution plans, limited to the payment of contributions to the state or to a legally separate entity (a fund), is measured on the basis of the contributions payable. The cost of such plans is recognised in profit or loss based on the contribution paid during the period.

Assessment of the impact of the Covid-19 pandemic

Against a social and economic backdrop deeply affected by the Covid-19 pandemic, in the last two years (2020-2021), the Terna Group's business model proved to be extremely resilient, with a solid financial structure and a significant level of digitalisation capable of enabling us to respond to the new challenges brought about by the pandemic. Based on the current situation in relation to the pandemic in which, although certain concerns remain, above all regarding the spread of the different variants of the virus, there are real signs that the health emergency is coming to an end, there continue to be no circumstances requiring an in-depth assessment of the validity of application of the going concern basis.

This assessment was conducted in view of the provisions of IAS 1, which requires an entity's management, in the event of uncertainties, including the current pandemic, to assess the

potential impact on the entity's ability to continue as a going concern. The Group took immediate steps to ensure the continuity of the country's electricity service, putting in place the necessary safeguards to guarantee the security of our operations as a Transmission System Operator (TSO) and the related supply chains. This was done whilst also focusing on efforts to ensure the health and safety of operational personnel and, in general, all the people who work for the Group. In 2021, Terna continued to focus attention on prevention by raising awareness, providing information and through our *Sicuri Insieme* campaign. At the same time, the Group focused on implementation of the NexTerna programme that is shaping and developing the "new normal" post-pandemic. This is described in the paragraph, "Management of the health emergency", of the Annual Report.

Assessment of the impact of the Covid-19 pandemic on the presentation and measurement of items in the consolidated annual financial statements

In line with the ESMA recommendations published in 2020 and 2021¹ and in accordance with the requirements set out in CONSOB Warning 1/2021 dated 16 February 2021, the Group has closely monitored the development of the Covid-19 pandemic and its potential impact on individual items in the Group's consolidated financial statements.

Non-financial assets and investments

Assessment of the impact of the pandemic has not resulted in trigger events requiring the conduct of an impairment test of the value of the property, plant and equipment owned by the Group or of intangible assets with finite useful lives. This assessment confirms the outcome of the same procedure carried out in 2020, as the pandemic has had a marginal impact on expected cash flows, given that cash flows are for the most part linked to concessions.

With regard to the recoverable amount of property, plant and equipment and intangible assets with finite useful lives forming part of the RAB (regulated asset base), the assessment of expected future cash flows generated by these assets has shown that the slowdown in operating activities, which had already been reversed in the second half of 2020, and the macroeconomic effects of the outbreak of the pandemic, have not given rise to impacts constituting triggering events requiring the Group to test for impairment. The same conclusions also apply to the recoverable amount of investments accounted for using the equity method, relating to companies for which the impact of the pandemic has been marginally contained.

Intangible assets with indefinite useful lives (Goodwill)

Measurement of the recoverable amount of the goodwill allocated to the Group's "Transmission" CGU was based on the fair value less costs of disposal. This was determined taking into account Terna's share price, appropriately adjusted for the estimated fair value of assets and liabilities not attributable to the CGU that includes transmission activities. The recoverable amount determined during the impairment test is higher than the carrying amount of goodwill. The same conclusion also applies to the value of goodwill allocated to the CGU relating to the "Production and commercialisation of transformers", where cash flows have only marginally been affected by the negative impact of the pandemic.

Loan agreements and leases

The loan agreements and leases to which the Terna Group is party have not, to date, been subject to contractual amendments concerning either repayments to be made or the related deadlines as a result of the Covid-19 pandemic.

¹ ESMA Recommendation of 29 October 2021 'European common enforcement priorities for 2021 annual financial reports'.

Financial instruments

The negative effects of the pandemic, which continued throughout 2021, have not, despite the generally poor macroeconomic environment, had a major impact on the Group's financial instruments.

The Group's trade receivables fall within the hold to collect business model, primarily fall due within 12 months and do not include a significant financial component. The current pandemic and the related developments have not, therefore, had any impact, including with regard to the identified business model for financial instruments, not resulting in any changes to the chosen classification.

In addition, fair value measurement of the financial assets and liabilities held by the Group has not undergone changes in terms of an increase in the related risks (market, liquidity and credit). Similarly, movements in the underlying assumptions have not altered the sensitivity analyses linked to their measurement.

In terms of recoverable amount, it should be noted that the outbreak of the pandemic has not led to any deterioration in 2021 in the receivables due from the Group's main counterparties (dispatching customers for injections or for withdrawals and distributors), considered solvent by the market, and therefore assigned high credit ratings.

As described in more detail in the section, "Credit risk", management of this risk is also driven by the provisions of ARERA Resolution 111/06, which introduced instruments designed to limit the risks related to the insolvency of dispatching customers, both on a preventive basis and in the event of an actual insolvency. The assessment conducted has, moreover, not provided evidence of the need to modify the model used following an evaluation of the impact of the pandemic.

With regard, on the other hand, to the Group's ability to obtain financing, no particular issues linked to the pandemic have been identified, considering that the Group has sufficient liquidity to meet its obligations falling due in the next 12 months and beyond.

As described in the section, "Default risk and debt covenants", long-term borrowings do not contain covenants linked to financial ratios, but rather consisting of "negative pledge" and "*pari passu*" provisions and other standard provisions applied to investment grade companies. In addition, Moody's, S&P and Scope have assigned the Group ratings of Baa2/BBB+/A-, one notch above Italy's sovereign rating.

With regard to financial statement items measured at fair value, none of the borrowings and the related hedges accounted for under hedge accounting have, given their nature, been significantly impacted in view of the existing hedging relationship and the strength of counterparties. Moreover, the pandemic and the related effects have not led to changes in the related hedging relationships or in the underlyings, consisting of both past and future transactions.

Revenue recognition

The Group has already, in 2020, assessed the potential impact of the Covid-19 pandemic on movements in the income generated by its activities. Given that the most significant portion of the Group's income consists of revenue from Regulated Activities, and in view of the basis on which revenue is determined, management has not identified a need to modify the value of revenue accounted for by the Group. Moreover, the significant improvement in the final results for 2021 and the related demand for energy have confirmed the above assumptions.

Employee benefits

Assessment of the impact of the current pandemic has not led to a revision of the assumptions underlying the measurement of employee benefits compared with those used in the previous year.

Deferred tax assets

Following the assessment of the effects of the Covid-19 pandemic and the related developments, it was not necessary to revise earlier assessments of the recoverability of deferred tax assets, partly with regard to the final results for the year.

Climate change

Awareness of the progress of climate change and its effects has led to a growing need to provide disclosure in the Annual Report (or Integrated Report). Although there is no international accounting standard governing how the impact of climate change should be taken into account in the preparation of financial statements, the IASB has issued certain documents providing support for IFRS-adopters seeking to satisfy the demand for disclosure from interested parties. Similarly, ESMA, in its European Common Enforcement Priorities dated 29 October 2021, highlighted the need for issuers to consider climate risks when preparing their IFRS financial statements to the extent that such risks are material, regardless of whether or not this is explicitly required by the relevant accounting standards.

The Terna Group describes its considerations on the actions linked to the need to mitigate the impact of climate change primarily in the sections, “The market environment” and “Opportunities and risks linked to climate change” in the Integrated Report for 2021. In these sections, as a TSO providing transmission and dispatching services, the Terna Group undoubtedly plays an active role in supporting the system in achieving the challenging targets linked to efforts to reduce CO₂ emissions. Indeed, in addition to the emissions connected with electricity consumption, the most significant component relating to Terna’s indirect emissions is linked to grid losses that in turn lead to the indirect need to produce CO₂ to offset such losses with additional electricity. In themselves, a TSO’s emissions (scopes 1 and 2 in the ‘GHG emission protocol’) are extremely modest when compared with the potential system-level reduction resulting from the integration of renewable sources and electrification.

The Group has chosen to report its considerations on climate change in a single note. The following is a summary of management’s considerations on aspects deemed material in relation to preparation of the separate financial statements.

IAS 1 – Presentation of Financial Statements

IAS 1 requires entities to provide disclosures - for example, on climate-related matters - not specifically required by IFRS and not presented elsewhere, but that are relevant to an understanding of the financial statements. The requirements of IAS 1 apply to the financial statements as a whole.

As regards the judgements and estimates made in preparing the financial statements, IAS 1 requires entities to provide disclosure of the future-oriented estimates used and that have a significant risk of resulting in a material adjustment within the next financial year. Key assumptions regarding climate-related matters are described below.

In terms of the short term, management has not identified any specific effects of climate-related risks to be considered when applying the accounting standards.

With regard to the medium to long term, management has identified risks primarily linked to the Company’s role as a TSO, deriving from the need to adapt the electricity grid in the form of work designed to boost resilience and allow it to handle the new profile and mix of the energy injected into the grid. However, as described in greater detail in the specific sections that follow, the steps planned with the aim of mitigating such risks do not require further consideration during application of the accounting standards used in preparation of these financial statements.

It should be noted, however, that assessment and, more specifically, quantification of climate-related risks generally requires the use of highly uncertain future-oriented assumptions, such as future technological and policy developments and Government measures.

IAS 16 – Property, Plant and Equipment

With specific regard to the grid and the related transmission service, the action plan requires a commitment to the planning, approval and delivery of investment projects such as, for example, cross-border interconnections and the development of infrastructure to enable the growing integration of renewable energy sources.

In fact, as part of implementation of the Group's Risk Framework, management has identified the risk connected with the intensification of extreme weather events (tornados, heavy snowfall, ice, flooding) with a resulting impact on the continuity and quality of the service provided by Terna and/or damage to equipment, machinery, infrastructure and the grid. In response, the Group continues to carry out new investment designed to increase the resilience of the electricity grid and identify mitigation strategies.

In line with our role in driving the country's energy transition, Terna's 2021 Development Plan (covering a ten-year period) envisages two areas of intervention: a) investment in digitalisation, resilience, inertia and voltage regulation to strengthen the grid and cross-border interconnections; b) predictive solutions for maintenance and renewal.

Mitigating climate-related risk also involves the need to plan maintenance of NTG infrastructure to ensure quality of service, the security of the assets operated (power lines and electricity substations) and their ability to remain fully operational.

In addition to initiatives falling within the scope of the Group's routine maintenance programmes, in this regard, Terna is increasingly required to carry out work on the grid that calls for the replacement of specific components. Aside from renewing grid infrastructure, this enables the Company to mitigate the intensification of damaging weather events. Management considers that this investment does not reduce or modify the expected economic benefits deriving from use of the existing grid accounted for in property, plant and equipment. In the light of the above, it has not been necessary to conduct a critical review of the useful lives of the fixed assets recognised in the financial statements.

The Group also considers that there may be a risk connected with the supply chain due to significant changes in the strategies of key suppliers. This risk is heightened by the crisis in the global supply chain following the pandemic and the energy transition launched in many countries, with a potential impact on construction and maintenance projects, and a resulting impact on the continuity and quality of service and on the time needed to complete infrastructure. The Group constantly monitors developments in the supply chain and has not so far identified any critical issues.

IAS 38 – Intangible assets

With regard to non-regulated activities, the Group is committed to developing innovative, digital technological solutions to support the ecological transition. These activities include the offerings of Tamini and Brugg, the subsidiaries that produce power transformers and terrestrial cables, respectively (Industrial activities), involving the development of expertise throughout the value chain, and the offer of Energy Solutions and Connectivity. In addition, the Group is also committed to investing in digitalisation and innovation, involving the development of solutions for the remote control of electricity substations and key infrastructure. This involves the installation of sensor, monitoring and diagnostic systems, including predictive solutions, improving the security of the grid and the surrounding area.

In 2020 and 2021, within the scope of the Resilience 2.0 methodology, the Group has also developed tools for studying and planning new works designed to respond to issues relating

to climate change. To promote the spread of a well-informed energy culture and facilitate broad awareness of the issues faced by the electricity sector, in 2021, the Group developed a new Development Plan application and the digital platform called Terna4Green with a view to monitoring the progress made towards Italy's decarbonisation. Via these two new initiatives, Terna continues and strengthens its commitment to ever greater transparency and the spread of information and data, specific expertise and in-depth knowledge of the national electricity system.

Investment in research is expensed as incurred, whilst development costs that meet certain requirements may be recognised as intangible assets. Further information on the criteria used in the recognition of an intangible asset resulting from development work is provided in the paragraph, "Intangible assets".

IAS 36 – Impairment of Assets

As indicated above with regard to property, plant and equipment, management has not identified factors requiring a critical review of useful lives. Similarly, with regard to the risk of impairment losses on property, plant and equipment, management considers that, whilst the steps taken to mitigate climate-related risk involve the need to plan maintenance work on NTG infrastructure, in keeping with the past, so as to ensure quality of service, the security of the assets operated (power lines and electricity substations) and their ability to remain fully operational, these activities do not, in any event, have a negative impact on the measurement of fair value less costs of disposal. This is because a market operator would take this investment into account as part of the fair value measurement process.

IFRS 9 – Financial Instruments

With regard to borrowings and bond issues, the Group has obtained ESG-linked loans and has issued green bonds. In both cases, the liabilities are linked to sustainability goals and the Group believes that there may be a risk, albeit not significant, connected with the achievement of such goals. The impact of this risk on financial expenses is entirely negligible. The Group constantly monitors developments relating to climate change and has not so far identified any critical issues.

IAS 37 - Provisions, Contingent Liabilities and Contingent Assets

The legislation introduced in response to climate change may give rise to new obligations that did not previously exist. In this regard, Terna has introduced an environmental policy setting out its commitment to containing and reducing its environmental impact, in some cases going beyond legal requirements when this does not compromise the protection of other general interests provided for under the concession. Full implementation of this policy, which also covers efforts to reduce greenhouse gas emissions, also involved energy efficiency initiatives and the adoption of measures designed to protect birdlife. Terna extends the issue of environmental protection to both its supply chain and local stakeholders directly affected by NTG development projects, through increasingly eco-sustainable offsets.

Given the regulatory framework, management does not believe that such policies give rise to the need to recognise liabilities not previously accounted for. The same conclusion has also been reached with regard to the previously mentioned risk linked to the supply chain due to significant changes in the strategies of key suppliers. As a result, it has not been necessary to carry out a critical review of provisions in the financial statements.

Subsidiaries and scope of consolidation

The scope of consolidation includes the Parent Company, Terna S.p.A., and the companies over which it has the power to directly or indirectly exercise control, as defined by IFRS 10. Control exists when the Parent Company has the power or the ability to influence the relevant activities (having a substantial impact on the Parent Company's results), and is exposed to or has the right to variable returns from its involvement with the investee, and the ability to use its power over the subsidiaries to affect the amount of the investor's returns. The financial statements of subsidiaries are consolidated on a line-by-line basis from the date when the Parent Company gains control until the date when such control ceases. The companies included within the scope of consolidation are listed below:

NAME	REGISTERED OFFICE	CURRENCY	SHARE CAPITAL	% INTEREST	METHOD OF CONSOLIDATION
SUBSIDIARIES CONTROLLED DIRECTLY BY TERNA S.P.A.					
Terna Rete Italia S.p.A.	Rome	Euro	300,000	100%	Line-by-line
Business	Design, construction, management, development, operation and maintenance of power lines and grid infrastructure and other grid-related infrastructure, plant and equipment used in the above electricity transmission and dispatching activities and in similar, related and connected sectors.				
Terna Crna Gora d.o.o.	Podgorica (Montenegro)	Euro	208,000,000	100%	Line-by-line
Business	Authorisation, construction and operation of the transmission infrastructure forming the Italy-Montenegro interconnector on Montenegrin territory.				
Terna Plus S.r.l.	Rome	Euro	16,050,000	100%	Line-by-line
Business	Design, construction, management, development, operation and maintenance of plant, equipment and infrastructure for grids and systems, including distributed storage and pumping and/or storage systems.				
Terna Interconnector S.r.l.	Rome	Euro	10,000	65%*	Line-by-line
Business	Responsible for construction and operation of the private section of the Italy-France interconnector and civil works on the public section.				
Rete S.r.l.	Rome	Euro	387,267,082	100%	Line-by-line
Business	Design, construction, management, development, operation and maintenance of high-voltage power lines.				
Difebal S.A.	Montevideo (Uruguay)	Uruguayan peso	140,000	100%	Line-by-line
Business	Design, construction and maintenance of electricity infrastructure in Uruguay.				
Terna Energy Solutions S.r.l.	Rome	Euro	2,000,000	100%	Line-by-line
Business	Design, construction, management, development, operation and maintenance of distributed energy storage systems, pumping and/or storage systems, plant, equipment and infrastructure, including grids; research, consultancy and assistance in matters relating to the core business; any other activity capable of improving the use and development of plant, resources and expertise.				
PI.SA. 2 S.r.l. in liquidation	Rome	Euro	10,000	100%	Line-by-line
Business	Design, construction, management, development, operation and maintenance, including on behalf of third parties, of power lines and grid infrastructure and other infrastructure connected to such grids, plant and equipment for use in electricity transmission operations, or in similar, related or connected sectors, and has been established to fulfil the obligations assumed by the energy-intensive companies in relation to implementation of the Italy-France Interconnector.				
ESPERIA-CC S.r.l.	Rome	Euro	10,000	1%**	Line-by-line
Business	A technical centre owned by a number of transmission system operators, which acts as the regional security coordinator for the TSOs, with the aim of improving and upgrading the security and coordination of the electricity system in south-eastern Europe.				

* 5% is held by Terna Rete Italia S.p.A. and 30% by Transenergia S.r.l..

** 99% is held by Selene CC S.A..

NAME	REGISTERED OFFICE	CURRENCY	SHARE CAPITAL	% INTEREST	METHOD OF CONSOLIDATION
SUBSIDIARIES CONTROLLED THROUGH TERNA PLUS S.R.L.					
Terna Chile S.p.A.	Santiago (Chile)	Chilean peso	2,224,052,500	100%	Line-by-line
Business	Design, construction, administration, development, operation and maintenance of any type of electricity system, plant, equipment and infrastructure, including interconnectors; provision of all types of product and service, construction, electrical and civil engineering work; research, consultancy and assistance in matters relating to the core business; any other activity capable of improving the use and development of plant, resources and expertise.				
SPE Santa Maria Transmissora de Energia S.A.	Rio de Janeiro (Brazil)	Real	42,474,716	99.99%*	Line-by-line
Business	Provision of public electricity transmission services, including construction, operation and maintenance of transmission infrastructure or any other activity necessary in order to fulfil the above purpose.				
SPE Santa Lucia Transmissora de Energia S.A.	Rio de Janeiro (Brazil)	Real	153,714,431	99.99%*	Line-by-line
Business	Provision of public electricity transmission services, including construction, operation and maintenance of transmission infrastructure or any other activity necessary in order to fulfil the above purpose.				
Terna Peru S.A.C.	Lima (Peru)	Sales	116,813,900	99.99%*	Line-by-line
Business	Design, construction, administration, development, operation and maintenance of any type of electricity system, plant, equipment and infrastructure, including interconnectors; provision of all types of product and service, construction, electrical and civil engineering work; research, consultancy and assistance in matters relating to the core business; any other activity capable of improving the use and development of plant, resources and expertise.				
Terna 4 Chacas S.A.C.	Lima (Peru)	Sales	9,133,600	99.99%*	Line-by-line
Business	Responsible for construction of a new 16 km power line in Peru.				
SPE Transmissora de energia Linha Verde I S.A.	Belo Horizonte (Brazil)	Real	74,999,313	75%**	Line-by-line
Business	Provision of public electricity transmission services, including construction, operation and maintenance of electricity transmission infrastructure or any other activity necessary in order to fulfil the above purpose.				
SPE Transmissora de energia Linha Verde II S.A.	Belo Horizonte (Brazil)	Real	177,018,162	99.99%*	Line-by-line
Business	Provision of public electricity transmission services, including construction, operation and maintenance of electricity transmission infrastructure or any other activity necessary in order to fulfil the above purpose.				

* 0.01% Terna Chile S.p.A.

** 25% Quebec Holding Eireli.

NAME	REGISTERED OFFICE	CURRENCY	SHARE CAPITAL	% INTEREST	METHOD OF CONSOLIDATION
SUBSIDIARIES CONTROLLED THROUGH TERNA ENERGY SOLUTIONS S.R.L.					
Tamini Trasformatori S.r.l.	Legnano (MI)	Euro	4,285,714	100%	Line-by-line
Business	Construction, repair and trading in electrical equipment.				
Avvenia The Energy Innovator S.r.l.	Rome	Euro	10,000	100%	Line-by-line
Business	Provision of energy efficiency, energy consulting and process engineering services to companies and public and private entities; the application of technology to increase energy end-use efficiency; the design, construction, development and maintenance of plant, equipment and infrastructure for networks and other uses.				
Brugg Kabel Services AG	Brugg (Switzerland)	Swiss franc	1,000,000	100%	Line-by-line
Business	Commercialisation of terrestrial cables for use in electricity transmission.				
LT S.r.l.	Rome	Euro	400,000	75%*	Line-by-line
Business	Design, construction and maintenance of renewable power plants.				
SUBSIDIARIES CONTROLLED THROUGH TAMINI TRASFORMATORE S.R.L.					
Tamini Transformers USA LLC	Sewickley - Pennsylvania	US dollar	52,089	100%	Line-by-line
Business	Commercialisation of industrial-grade and high-power electricity transformers.				
Tamini Trasformatori India Private Limited	Maharashtra (India)	Indian rupee	13,175,000	100%	Line-by-line
Business	Commercialisation of industrial-grade and high-power electricity transformers.				
SUBSIDIARIES CONTROLLED THROUGH BRUGG KABEL AG					
Brugg Kabel Manufacturing AG	Brugg (Switzerland)	Swiss franc	7,000,000	100%	Line-by-line
Business	Commercialisation of terrestrial cables for use in electricity transmission.				
Brugg Kabel AG	Brugg (Switzerland)	Swiss franc	22,000,000	90%**	Line-by-line
Business	Commercialisation of terrestrial cables for use in electricity transmission.				
SUBSIDIARIES CONTROLLED THROUGH BRUGG KABEL MANUFACTURING AG					
Brugg Cables Italia S.r.l.	Milan	Euro	10,000	100%	Line-by-line
Business	Commercialisation of terrestrial cables for use in electricity transmission.				

NAME	REGISTERED OFFICE	CURRENCY	SHARE CAPITAL	% INTEREST	METHOD OF CONSOLIDATION
SUBSIDIARIES CONTROLLED THROUGH BRUGG KABEL AG					
Brugg Cables Middle East DMCC	Dubai (UAE)	Dirham	100,000	100%	Line-by-line
Business	Commercialisation of terrestrial cables for use in electricity transmission.				
Brugg Kabel GmbH	Schwieberdingen (Germany)	Euro	103,000	100%	Line-by-line
Business	Commercialisation of terrestrial cables for use in electricity transmission.				
Brugg Cables (Shanghai) Co. Ltd	Shanghai	US dollar	1,600,000	100%	Line-by-line
Business	Commercialisation of terrestrial cables for use in electricity transmission.				
Brugg Cables (India) Pvt. Ltd	Haryana (India)	Indian rupee	48,000,000	99.74%***	Line-by-line
Business	Commercialisation of terrestrial cables for use in electricity transmission.				
SUBSIDIARIES CONTROLLED THROUGH BRUGG CABLES (SHANGHAI) CO. LTD					
Brugg Cables (Suzhou) Co. Ltd	Suzhou (China)	Chinese renminbi	32,000,000	100%	Line-by-line
Business	Commercialisation of terrestrial cables for use in electricity transmission.				
SUBSIDIARIES CONTROLLED THROUGH BRUGG CABLES ITALIA S.R.L.					
Laser TLC S.r.l.	Rome	Euro	12,000	100%	Line-by-line
Business	Commercialisation of terrestrial cables for use in electricity transmission.				
SUBSIDIARIES CONTROLLED THROUGH LT S.r.l.					
LT Enerray S.r.l.	Rome	Euro	100,000	100%	Line-by-line
Business	Design, construction and maintenance of renewable power plants.				
Halfbridge Automation S.r.l.	Rome	Euro	10,000	70%****	Line-by-line
Business	Research, design and production of electronic circuit boards for innovative energy efficiency systems				

* 25% Solaris S.r.l..

** 10% BRUGG GROUP AG.

*** 0.26% Brugg Kabel GmbH.

**** 30% Vima Technologies S.r.l..

The following changes in the structure of the Group have taken place with respect to 31 December 2020:

- on 26 January 2021, Terna, acting through its subsidiary, Terna Energy Solutions S.r.l., completed the acquisition of the remaining 30% of Avenia the Energy Innovator S.r.l. from the minority shareholder, Avenia S.r.l.. Avenia the Energy Innovator S.r.l. has thus become a “sole shareholder” company wholly owned by Terna;
- on 1 February 2021, after APG (the Austrian TSO) became the fifth European transmission system operator to enter into partnership with Equigy, Terna S.p.A.'s interest in Equigy decreased from 25% to 20%;
- the reorganisation of the Brugg Group, designed to take full advantage of the group's distinctive expertise in terrestrial cables and of synergies with the Terna Group's businesses, was completed on 31 March 2021. As a result, Terna S.p.A.'s interest in the Brugg Group has increased from 90% to 92.6%;
- on 10 June 2021, Terna, acting through its subsidiaries, Terna Plus S.r.l. and Terna Chile S.p.A., completed the acquisition of the remaining 25% interest in the Brazilian-registered company, SPE Transmissora de Energia Linha Verde II S.A., held by the minority shareholder, Construtora Quebec. SPE Transmissora de Energia Linha Verde II S.A. is now 99.9999994% owned by Terna Plus S.r.l., with the remaining shares held by Terna Chile S.p.A.;

- on 5 August 2021, Terna, acting through its subsidiary, Terna Energy Solutions S.r.l., completed the acquisition of the remaining 30% of Tamini Transformers S.r.l., which as a result is now a sole shareholder company fully owned by Terna;
- on 12 October 2021, Terna, acting through its subsidiary, Terna Energy Solutions S.r.l., completed the acquisition of a 75% stake LT S.r.l. (the LT Group), one of the leading Italian operators providing maintenance services for photovoltaic plants, and engaged in the design and implementation of revamping and repowering projects for existing plants and in the construction of new plants for third parties;
- on 26 October 2021, the return of the entire investment in PI.SA. 2 S.r.l., formerly held by Terna Interconnector S.r.l., to Terna S.p.A. was completed. On 10 December 2021, the company went into voluntary liquidation and the liquidation was completed on 27 January 2022;
- the merger of Elite S.r.l. with and into Rete S.r.l. was completed on 24 December 2021. Previously, on 27 July 2021, Terna had completed the acquisition of a 100% stake in EL.IT.E. S.p.A. on 27 July 2021. The acquired company was simultaneously renamed Elite S.r.l., a vehicle company that owns and manages (under a service agreement entered into with Repower) the approximately 4-km long 150kV merchant line connecting Italy and Switzerland between Tirano and Campocologno. The company also currently owns the Tirano electricity substation, in addition to the 150kV cable connection between the TIRANO ST electricity substation and the Italian border with the related tunnel section;
- on 3 August 2021, Terna, acting through its subsidiary, Terna Energy Solutions S.r.l., completed the sale of 100% stakes in Rete Verde 17 S.r.l., Rete Verde 18 S.r.l., Rete Verde 19 S.r.l. and Rete Verde 20 S.r.l. to Banca del Fucino, the purchaser chosen following a competitive auction;
- on 16 September 2021, Terna, pursuant to Law 99/2009, completed the sale of its 100% stake in Resia Interconnector S.r.l. to Interconnector Energy Italia S.c.p.A., Consorzio Toscana Energia S.p.A. and VDP Fonderia S.p.A., entering into agreements for the construction and operation of the private part, located in Italian territory, of the alternating current power line between Italy and Austria;
- on 11 November 2021, Terna, acting through the Brugg Group, completed the acquisition of a 100% stake in Laser TLC S.r.l., a company that provides fibre telecommunications systems to Italian and international customers and that operates in the energy sector, mounting accessories on high-voltage power lines and supervision of their installation.

Associates

Associates are investees over which the Terna Group exercises significant influence, being the ability to participate in the determination of these companies' financial and operating policies, without having control or joint control. In assessing whether or not Terna has significant influence, potential voting rights that are exercisable or convertible are also taken into account. These investments are initially recognised at cost and subsequently measured using the equity method. The profits or losses attributable to the Group are recognised in the consolidated financial statements when significant influence begins and until that influence ceases. Based on application of the equity method, if there is evidence that the investment has been impaired, the Group determines the amount of the impairment based on the difference between the recoverable amount and the carrying amount of the investment in question. In the event that the loss attributable to the Group exceeds the carrying amount of the equity interest, the latter is written off and any excess is recognised in a specific provision, if the Parent Company is required to meet the legal or constructive obligations of the investee or, in any case, to cover its losses.

Joint arrangements

Investments in joint arrangements, in which the Group exercises joint control with other entities, are recognised initially at cost and subsequently measured using the equity method. The profits or losses attributable to the Group are recognised in the consolidated financial statements when joint control begins and until that control ceases. The Group recognises its share of the assets and liabilities attributable to joint arrangements in accordance with IFRS 11. In assessing the existence of joint control, it is ascertained whether the parties are bound by a contractual agreement and whether this agreement attributes to the parties the joint control of the agreement itself. Joint control exists when an entity has control over an arrangement on a contractual basis, and only when decisions relating to the relevant activities require the unanimous consent of all parties that jointly control the arrangement.

The list of associates and joint ventures is shown below:

NAME	REGISTERED OFFICE	CURRENCY	SHARE CAPITAL*	PROFIT FOR THE YEAR*	% INTEREST	METHOD OF CONSOLIDATION	CARRYING AMOUNT AT 31 DECEMBER 2021 (€M)
ASSOCIATES							
Cesi S.p.A.	Milan	Euro	8,550,000	(9,825,614)	42.698%	Equity Method	48.2
Business	Experimental research and provision of services related to electro-technology.						
Coreso S.A.	Brussels (Belgium)	Euro	1,000,000	546,000	15.84%	Equity Method	0.7
Business	Technical centre owned by several electricity transmission operators, responsible for coordinating joint operations of TSOs, in order to improve and upgrade the security and coordination of the electricity system in central and western Europe.						
CGES A.D.	Podgorica (Montenegro)	Euro	155,108,283	12,459,748	22.0889%	Equity Method	26.7
Business	Provision of transmission and dispatching services in Montenegro.						
JOINT VENTURES							
ELMED Etudes S.a.r.l.	Tunis (Tunisia)	Tunisian dinar	2,700,000	(172,904)	50%	Equity Method	0.2
Business	Conduct of preparatory studies for the construction of the infrastructure required to connect the Tunisian and Italian electricity system.						
SEleNe CC S.A.	Thessaloniki (Greece)	Euro	200,000	12,479	25%	Equity Method	0.1
Business	A technical centre owned by a number of transmission system operators, which acts as the regional security coordinator for the TSOs, with the aim of improving and upgrading the security and coordination of the electricity system in south-eastern Europe.						
Equigy B.V.	Arnhem (Netherlands)	Euro	50,000	1,292,744	20%	Equity Method	0.3
Business	Provisions of support for electricity balancing by TSOs through the development and implementation of blockchain technology.						

* Figures taken from the latest approved financial statements at the date of preparation of this document.

Basis of consolidation

All the separate financial statements of the investees used to prepare the consolidated financial statements were drafted as of 31 December 2021 and have been approved by their respective Boards of Directors and by the majority of their shareholders' meetings; they have been adjusted, where necessary, to align them with the Parent Company's accounting policies. During preparation of the consolidated financial statements, intercompany balances, transactions, revenue and costs are fully eliminated, net of the related tax effect, where material ("consolidation on a line-by-line basis").

Unrealised gains and losses on transactions with associates and joint ventures are eliminated in proportion to the Group's interest therein. In both cases, unrealised losses are eliminated, unless they represent an impairment.

Translation of foreign currency items

In the Group's financial statements, all transactions in currencies other than the functional currency are recognised at the exchange rate prevailing on the date of the transaction. Monetary assets and liabilities in currencies other than the functional currency are subsequently adjusted at the exchange rate prevailing at year end. Any translation differences are taken to the income statement.

Non-monetary assets and liabilities in foreign currency stated at historical cost are converted at the exchange rate prevailing when the transaction was initially recognised. Non-monetary assets and liabilities in foreign currency stated at fair value are converted at the exchange rate prevailing when fair value was measured.

Property, plant and equipment

Property, plant and equipment is recognised at historical cost, including costs directly attributable to preparing the asset for its intended use. In the event of legal or constructive obligations, cost also includes the present value of the estimated cost of dismantling or removing the asset. The corresponding liability is recognised in provisions for risks and charges.

Borrowing costs directly attributable to the purchase, construction or production of an asset that qualify for capitalisation pursuant to IAS 23 are capitalised as part of the cost of the asset. Costs incurred after purchase are recognised as an increase in the carrying amount of the asset to which they relate if it is probable that the future benefits of that cost will flow to the Group, and if the cost can be reliably measured. All other costs are expensed as incurred.

Each element of an item of property, plant and equipment of material value, with respect to the total value of the item to which it belongs, is recognised and depreciated separately.

Property, plant and equipment is shown net of accumulated depreciation and any impairment losses. Depreciation is calculated on a straight-line basis over the estimated useful economic life of the asset, which is reviewed annually, with revisions applied on a prospective basis. Depreciation of an asset begins when the asset becomes available for use.

Liabilities associated with items of property, plant and equipment are taken to a specific provision as a contra account of the related asset. The amount is taken to the income statement through depreciation of the asset.

Property, plant and equipment is derecognised either at the time of disposal or when no future economic benefit is expected from their use or disposal. Any profit or loss, recognised in the income statement, is determined as the difference between the net proceeds deriving from disposal and the net carrying amount of the assets eliminated.

The main rates of depreciation, calculated on the basis of the useful lives of the relevant assets, are as follows:

RATES OF DEPRECIATION	
Buildings – Civil and industrial buildings	2.50%
Plant and equipment – Transmission lines	2.22%
Plant and equipment – Transformer substations:	
- Electrical machinery	2.38%
- Electrical devices and equipment	3.13%
- Automation and control systems	6.70%
Plant and equipment - Central systems for remote management and control:	
- Devices, electrical equipment and ancillary plant	5.00%
- Computers	10.00%

Land, regardless of whether it is free of constructions or related to civil and industrial buildings, is not depreciated, since it has an indefinite useful life.

This item also includes right-of-use assets arising from lease arrangements relating to the use of property, plant and equipment, as recognised under IFRS 16. A lease arrangement is, or contains, a lease, a lease if the contract conveys the right to control the use of an identified asset for a period of time in exchange for consideration. Applying this standard, the lessee recognises: (i) a right-of-use asset in its statement of financial position and a liability representing its obligation to make the payments provided for under the arrangement, for all leases with terms in excess of twelve months where the asset cannot be considered of low value (Terna has elected to apply the practical expedient provided for in the standard, recognising payments relating to this type of lease in the income statement); (ii) depreciation of the recognised assets and interest expense on the lease liability separately in the income statement.

In determining the lease term, the Group considers the non-cancellable period of the lease and the additional periods resulting from any options to extend the lease, or from the decision not to exercise the option to terminate the lease early (where there is reasonable certainty that such options will be exercised).

The lease liability is initially recognised at the present value of the remaining lease payments at the commencement date: (i) fixed payments; (ii) variable lease payments that depend on an index or a rate; (iii) amounts expected to be payable by the lessee under residual value guarantees; (iv) the exercise price of a purchase option if the lessee is reasonably certain to exercise that option; and finally (v) payments of penalties for terminating the lease, if the lease term reflects the lessee exercising an option to terminate the lease. The present value of the payments is determined using a discount rate equal to the Group's incremental borrowing rate, bearing in mind the frequency and duration of the payments provided for in the lease contract. Following initial recognition, the lease liability is accounted for at amortised cost and remeasured, with a matching change in the value of the related right-of-use asset, when there is a change in future lease payments as a result of: (i) a renegotiation of the contract; (ii) changes in the index or rate; or (iii) changes in the assessment of whether or not the options contained in the contract will be exercised (e.g., the purchase of the leased asset, extension or termination of the lease). The right-of-use asset is initially recognised at cost, measured as the sum of the following components: (i) the amount of the initial measurement of the lease liability; (ii) any initial direct costs incurred by the lessee; (iii) any lease payments made at or before the commencement date, less any lease incentives received; and (iv) an estimate of costs to be incurred by the lessee in dismantling and removing the underlying asset, restoring the site on which it is located (or restoring the underlying asset to the condition required by the terms and conditions of the lease). Following initial recognition, the right-of-use asset is adjusted to take into account (i) any accumulated depreciation, (ii) any accumulated impairment losses, and (iii) the effects of any remeasurement of the lease liability.

Intangible assets

Intangible assets, which all have finite useful lives, are recognised at cost and shown net of accumulated amortisation and any impairment losses. Amortisation begins when the asset becomes available for use and is calculated on a straight-line basis over the estimated useful life of the related asset, which is reviewed annually. Any revisions to estimated figures are applied on a prospective basis.

Intangible assets essentially consist of the concession to exclusively provide electricity transmission and dispatching services, granted to the Parent Company Terna S.p.A. on 1 November 2005, with the acquisition of the TSO business unit. As established in the Decree issued by the Ministry of Productive Activities on 20 April 2005, this concession has a 25-year term, renewable for another 25 years, from the date of effective transfer of the activities, functions, assets and legal arrangements of the concession from GSE (formerly GRTN) to Terna S.p.A.. This intangible asset was initially recognised at cost, which reflected fair value.

Other intangible assets essentially refer to software developments and upgrades with a useful life of three years. Development costs are capitalised by the Terna Group only if they can be reliably estimated and there is the technical possibility and intention to complete the intangible asset so that it will be available for use, and the asset can be used and it is possible to demonstrate that it will generate probable future economic benefits.

Financial expenses directly attributable to the acquisition, construction or production of a non-current asset which justifies capitalisation pursuant to IAS 23 are capitalised to the asset as part of its cost.

All other development costs and research expenses are recognised in the income statement when incurred. These intangible assets are amortised over their estimated residual useful life, which is normally three years, given their rapid obsolescence.

Infrastructure rights

Infrastructure includes the property, plant and equipment and intangible assets employed in dispatching activities in Italy and in the operations in Peru. These activities are carried out under concession arrangements, which fall within the scope of application of IFRIC 12, since the services provided are regulated and control exists over the residual interest. More specifically, infrastructure rights have been recognised as an intangible asset, as valued on the basis of the Intangible Asset model, given the return generated by dispatching activities thanks to the charges paid by users. These assets have a useful life of three years.

The revenue and costs relating to investment in dispatching activities are recognised with reference to the contracts concerned on a stage-of-completion basis; revenue recognised during the construction phase is limited to the amount of the internal and external construction costs incurred, considering that the fair value of the construction services is equivalent to the construction cost paid to third-party contractors plus the internal cost of the technical personnel employed on such construction activities. The assets continue to be amortised and depreciated in accordance with the initial schedule.

By contrast, dispatching revenue continues to be recognised in accordance with IFRS 15 and financial expenses continue to be capitalised pursuant to IAS 23.

IFRIC 12, instead, is not applicable to the part of the Parent Company's concession arrangement relating to transmission activities, since neither the concession nor the related legislation envisages that ownership of the NTG is to be restored to the public grantor, even for a consideration.

Goodwill

Goodwill, deriving from the acquisition of subsidiaries, is allocated to each of the cash generating units (CGU) identified, coinciding with Group companies that own electricity transmission grids and with the Tamini Group, relating to the production and commercialisation of transformers. Goodwill is not amortised after initial recognition but is adjusted to reflect impairment losses, measured as described above. Following the acquisition of investments in associates and joint ventures, goodwill is included in the carrying amount of the companies. Where negative goodwill arises, it is recognised in the income statement at the time of acquisition.

Inventories

Inventories are recognised and measured at the lower of purchase cost and net estimated realisable value. Cost is calculated as the weighted average, including accrued ancillary expenses. Net estimated realisable value means the estimated sale price under normal conditions net of completion costs and the estimated costs to sell.

Financial instruments

Financial assets

The new standard, IFRS 9 – Financial Instruments, effective from 1 January 2018, is divided into the following phases: classification and measurement, derecognition, impairment and hedge accounting.

In order to classify and measure financial instruments, the Group recognises financial assets at fair value inclusive of transaction costs.

Financial assets represented by debt instruments, and falling within the scope of application of the standard, may be measured at amortised cost, at fair value through other comprehensive income or at fair value through profit or loss, depending on the business model adopted to manage the financial assets and the characteristics of the contractual cash flows.

In accordance with the provisions of IFRS 9, the Group correctly classifies these assets based on the results of so-called SSPI (“solely payments of principal and interest”) tests. Under this test, assets may be recognised at amortised cost or fair value through other comprehensive income if they generate cash flows that are solely payments of principal and interest on the principal amount outstanding. This measurement is applied at the level of each individual instrument.

Specifically, the Group measures financial assets:

- at amortised cost, if the financial asset is held with the aim of collecting the contractual cash flows that meet the SPPI test, as the cash flows represent solely payments of principal and interest;
- at fair value through other comprehensive income (“FVOCI”), if the financial asset is held within a business model whose objective is achieved by collecting the contractual cash flows and by selling the financial asset, and the contractual terms of the financial asset give rise on specified dates to cash flows that are solely payments of principal and interest on the principal amount outstanding. Changes in fair value after initial recognition are recognised in other comprehensive income and recycled through profit or loss on derecognition. The government securities held by the Parent Company are included in this category;
- at fair value through profit or loss (“FVTPL”), if the asset is not held in one of the above business models. This category primarily includes derivative financial instruments held for trading and debt instruments with contractual cash flows that are not solely payments of capital and interest.

Infrastructure rights

These include the property, plant and equipment and intangible assets employed in Brazil under concession arrangements falling within the scope of application of IFRIC 12, since the services provided are regulated and control exists over the residual interest. More specifically,

infrastructure rights have been recognised in financial assets, as valued on the basis of the Financial Asset model, given the return generated by the activities. This derives from an unconditional contractual right to receive cash or another financial asset from, or at the direction of, the grantor and the fact that the grantor cannot avoid payment.

The revenue and costs relating to investment are recognised with reference to the contracts concerned on a stage-of-completion basis; revenue recognised during the construction phase includes a profit margin on the work performed.

Trade receivables

Trade receivables are initially recognised at fair value and subsequently measured at amortised cost, using the effective interest method. Receivables with due dates that reflect normal commercial terms are not discounted.

In accordance with the provisions of IFRS 9, the Group's trade receivables fall within the hold to collect business model, as these assets are held with the objective of collecting the cash flows primarily by collecting the contractual cash flows, the receivables primarily fall due within 12 months and do not include a significant financial component, and the Group does not intent to sell such receivables.

Trade receivables are recognised net of any losses recognised in a specific allowance for doubtful accounts (identified on the basis described in the paragraph, "Allowance for doubtful accounts"). IFRS 9 has introduced application of a model based on expected credit losses. This requires the Group to assess expected credit losses, and the related changes, at each reporting date. Specifically, the Group has applied the simplified approach permitted by IFRS 9 to trade receivables, finance lease receivables and assets deriving from contracts with customers, in order to measure the allowance for doubtful accounts based on expected losses over the life of the receivable. The Group has thus determined the amount of expected credit losses using a provisioning matrix, based on information regarding historical credit losses for similar past due exposures, adjusted to take into account current conditions and forward-looking elements.

Cash and cash equivalents

Cash and cash equivalents are recognised at nominal value and include amounts that are available on demand or can be readily converted into a known amount of cash and are subject to an insignificant risk of changes in value.

Trade payables

Trade payables are initially recognised at fair value and subsequently stated at amortised cost. If their due dates reflect normal commercial terms, they are not discounted.

Financial liabilities

Financial liabilities are recognised at the settlement date and measured at fair value, net of directly related transaction costs. Subsequently, financial liabilities are measured at amortised cost, using the original effective interest method. If the liabilities are covered by fair value hedges, they are adjusted to reflect changes in fair value with respect to the hedged risk.

Subsequent measurement of financial liabilities depends on their classification as financial liabilities at amortised cost or at fair value through profit or loss.

Derivative financial instruments

Derivatives are recognised at fair value at the trade date. The qualifying criteria applied in classifying derivatives as eligible for hedge accounting are as follows:

- the hedging relationship consists only of eligible hedging instruments and eligible hedged items;
- at the inception of the hedging relationship there is formal designation and documentation of the hedging relationship and the entity's risk management objective and strategy for

undertaking the hedge. That documentation shall include identification of the hedging instrument, the hedged item, the nature of the risk being hedged and how the entity will assess whether the hedging relationship meets the hedge effectiveness requirements (including its analysis of the sources of hedge ineffectiveness and how it determines the hedge ratio);

- the hedge ratio of the hedging relationship is the same as that resulting from the quantity of the hedged item that the entity actually hedges and the quantity of the hedging instrument that the entity actually uses to hedge that quantity of hedged item.

The Group shall discontinue hedge accounting prospectively only when the hedging relationship (or a part of a hedging relationship) ceases to meet the qualifying criteria. This includes instances when the hedging instrument expires or is sold, terminated or exercised. For this purpose, the replacement or rollover of a hedging instrument into another hedging instrument is not an expiration or termination if such a replacement or rollover is part of, and consistent with, the entity's documented risk management objective.

For hedge accounting purposes, there are three types of hedge:

- fair value hedges when the hedge regards the exposure to changes in the fair value of the recognised asset or liability or there is an unrecognised firm commitment;
- cash flow hedges when the hedge regards the exposure to variability in cash flows that is attributable to a particular risk associated with all of the recognised asset or liability or a highly probable forecast transaction or the exchange rate risk on an unrecognised firm commitment;
- the hedge of a net investment in a foreign operation.

When derivatives cover the risk of changes in the cash flows of the hedged instruments (cash flow hedges), the portion of changes in the fair value qualifying as effective is initially recognised in "Other comprehensive income" (accumulated in equity) and subsequently in profit or loss, as the cash flows from the hedged item affects profit or loss. The portion of the fair value of the hedging instrument that does not qualify as effective is recognised in profit or loss.

When hedging derivatives cover the risk of changes in the fair value of hedged instruments (fair value hedges), they are recognised at fair value in profit or loss. Accordingly, the hedged items are adjusted to reflect changes in the fair value associated with the hedged risk.

Changes in the fair value of derivatives that do not meet hedge accounting requirements in accordance with the IFRS are recognised in profit or loss.

Fair value is measured on the basis of official quotations for instruments traded in regulated markets. The fair value of instruments not traded in regulated markets is measured by discounting projected cash flows along a yield curve prevailing in the market at the reporting date, and by translating amounts in currencies other than the euro at closing exchange rates. Financial and non-financial contracts (which are not already measured at fair value) are also analysed to identify any embedded derivatives, which must be separated and measured at fair value.

This analysis is conducted at the time the entity becomes party to the contract or when the contract is renegotiated in a manner that produces a material change in the original associated cash flows.

Non-current assets held for sale

Non-current assets and current and non-current assets included in disposal groups are classified as held for sale if their carrying amount is to be recovered primarily through sale rather than through continued use. This classification only applies if the non-current assets (or disposal groups) are available for immediate sale in their present condition and the sale is highly probable. An entity that is committed to a sale plan involving loss of control of a subsidiary must classify all the assets and liabilities of that subsidiary as held for sale, regardless of whether the entity will retain a non-controlling interest in its former subsidiary after the sale. The assessment of whether or not the conditions have been met for classification of an asset as held for sale requires management to make a subjective judgement, using reasonable and realistic assumptions based on the available information.

Non-current assets held for sale, current and non-current assets included in disposal groups and the directly attributable liabilities are recognised in the statement of financial position separately from the entity's other assets and liabilities. Before their classification as held for sale, the assets and liabilities included in a disposal group are measured in accordance with the applicable accounting standards. Subsequently, the non-current assets held for sale are no longer subject to depreciation or amortisation and are measured at the lower of carrying amount and fair value less costs to sell.

If the carrying amount of the non-current assets is lower than fair value less costs to sell, the entity must recognise an impairment loss. The entity must recognise a gain for any subsequent increase in fair value less costs to sell of the assets, but not in excess of the cumulative impairment loss previously recognised, including those recognized prior to the assets' classification as held for sale.

Non-current assets and disposal groups classified as held for sale constitute a discontinued operation if they: i) represent a major line of business or geographical area of operations; ii) are part of a single coordinated plan to dispose of a separate major line of business or geographical area of operations; or iii) relate to a subsidiary acquired exclusively with a view to resale.

Profits and losses from discontinued operations, and any gains or losses realised following the sale, are shown in a separate line item in the income statement, net of any tax, with amounts for comparative periods also shown.

When events no longer permit the entity to classify the non-current assets or disposal groups as held for sale, the assets or disposal groups must be reclassified to the respective items in the statement of financial position and recognised at the lower of: (i) their carrying amount at the date of classification as held for sale; and (ii) the recoverable amount at the date of reclassification.

During the year, management approved the sale of the Group's Latin American assets, which includes a portfolio of six special purpose vehicles (SPVs): the Company's four subsidiaries in Brazil and Peru, and the Uruguayan company "Difebal S.A.". A Preferred Bidder has been selected and, on 20 December 2021, a Memorandum of Understanding (MoU) was signed. This sets out the terms and conditions for the potential transaction and an "exclusivity period" to enable due diligence activities to take place before submission of a binding offer. As a result of this transaction, as required by IFRS 5 – Non-current Assets Held for Sale and Discontinued Operations, the consolidated assets and liabilities of the Brazilian companies, SPE Santa Lucia Transmissora de Energia S.A., SPE Santa Maria Transmissora de Energia S.A., SPE Transmissora de Energia Linha Verde II S.A. and SPE Transmissora de Energia Linha Verde I S.A., have been classified in the consolidated financial statements for the year ended 31 December 2021 in the item "Assets held for sale" and in the item "Liabilities related to assets held for sale". Comparative amounts in the statement of financial position at 31 December 2020 have instead not been reclassified and are therefore presented in the various line items. In the consolidated income statement, the consolidated net profit or loss attributable to the companies included in the transaction has been reclassified to "Profit/(Loss) for the year from assets held for sale".

Employee benefits

The liability associated with employee benefits payable on or after termination of employment relate to defined benefit plans (deferred compensation benefits, additional months' pay, payment in lieu of notice, energy discounts, ASEM health cover and other benefits) or other long-term employee benefits (loyalty bonuses) and is recognised net of any plan assets. The liability is measured separately for each plan on the basis of actuarial calculations that estimate the amount of vested future benefits that employees have accrued at the reporting date. The liability is recognised on an accruals basis over the vesting period and is measured by independent actuaries.

Share-based payments

Given that they are substantially a form of remuneration, personnel expenses include the cost of share-based incentive plans. The cost of the incentive is measured on the basis of the fair value of the equity instruments granted and the expected number of shares to be effectively awarded. The accrued amount for the period is determined on a straight-line basis over the vesting period, being the period between the grant date and the date of the award. The fair value of the shares underlying the incentive plan is measured at the grant date, based on the expected satisfaction of the performance conditions associated with market conditions and is not subject to adjustment in future periods. When receipt of the benefit is linked to non-market conditions, the estimate relating to these conditions is reflected and the accrual's number of shares expected to be awarded is adjusted over the vesting period. If, at the end of the vesting period, the plan does not result in the award of any shares to beneficiaries due to the failure to satisfy the performance conditions, the portion of the cost linked to market conditions is not reversed through the income statement.

Provisions for risks and charges

Provisions set aside for risks and charges are recognised when, at the reporting date, the Group has a legal or constructive obligation as the result of a past event and it is probable that an outflow of resources will be required to settle the obligation and a reliable estimate can be made of the amount of the disbursement. Where the effect is material, provisions are made by discounting estimated future cash flows using a discount rate that reflects current market rates and the specific risk applicable to the obligation, if any. Where discounting is used, the increase in the provisions due to the passage of time is recognised in the income statement as a financial expense. If it relates to property, plant and equipment (site disposal and restoration, for example), the provision is recognised as a contra entry to the asset to which it relates. The expense is recognised in the income statement through depreciation of the item of property, plant and equipment to which it relates.

Changes in the estimates are recognised in the income statement for the year in which the change occurs, except for the expected costs of dismantling, removal and restoration resulting from changes in the timing and use of the economic resources necessary to extinguish the obligation, or are attributable to a material change in the discount rate. These costs are recognised as an increase or reduction in the related assets and recognised in the income statement through depreciation.

Government grants

Government grants are recognised when there is a reasonable certainty that they will be received and that the Group will comply with all the conditions required for disbursement. Grants received in relation to specific assets whose value is recognised under non-current assets are recognised, in the case of plant already in operation at 31 December 2002, among other liabilities and taken to the income statement over the depreciation period for the assets in question. As of the 2003 financial year, grants related to new plant entering service are recognised as a direct reduction in the non-current asset concerned.

Grants related to income are recognised in the income statement when the conditions for recognition are met.

Revenue

The Group's revenue can be categorised as follows:

- *Revenue from sales and services*, including revenue from contracts with customers and therefore falling within the scope of IFRS 15.

In accordance with the provisions of IFRS 15, revenue from contracts with customers is recognised when the performance obligations identified in the contract are satisfied and control over the goods or services is transferred to the customer for an amount that reflects the consideration that the Group expects to receive in exchange for the goods or services. The standard envisages two methods for identifying the correct time at which to recognise the revenue attributable to each performance obligation: at contract inception, the Group determines if the goods or services covered by the performance obligation will be transferred to the customer over a period of time or at a point in time:

- *Revenue from the sale of goods* is recognised when control of the goods is transferred to the customer (at a point in time). The Group determines if there are other promises in the contract representing a performance obligation to which a part of the transaction consideration must be allocated. In determining the sale price, the Group takes into account the effects of a variable consideration, significant financial components, non-monetary components and amounts to be paid to the customer (if present);
- *Revenue from services* is recognised with reference to the stage of completion of the activity, in accordance with the provisions of IFRS 15 (over a period of time).

- *Other revenue and income*, which includes revenue from lease arrangements and other residual forms of revenue, included within the scope of application of IFRS 15, deriving from sales of goods not forming part of the Group's ordinary activities.

Costs

Costs are recognised on an accruals basis. They are recognised in the accounting period when they relate to goods and services sold or consumed in the same period or are allocated in a systematic way when it is not possible to identify a future use for them.

Financial income and expenses

Financial expenses directly attributable to the acquisition, construction or production of an asset that qualify for capitalisation are capitalised as part of the cost of the asset. The property, plant and equipment and intangible assets involved are those that require at least one year in order to prepare them for use. The directly attributable financial expenses are expenses that would not have been incurred had the expenditure for the asset not been incurred.

Where funds are borrowed specifically, the costs eligible for capitalisation are the actual costs incurred less any income earned on the temporary investment of such borrowings. Where loans are obtained for general purposes, the eligible amount is determined by applying a capitalisation rate to the expenditure on that asset equal to the weighted average of the financial expenses applicable to the borrowings outstanding for the year, excluding any specifically borrowed

funds. The amount of capitalised financial expenses during a year will in any case not exceed the amount of financial expenses incurred during that year.

Capitalisation commences as from the date all the following conditions are first met: (a) expenditure has been incurred for the asset; (b) financial expenses have been incurred; and (c) the activities involved in preparing the asset for its intended use or sale are in progress. Capitalisation ceases when the activities involved in preparing the asset for its intended use or sale are substantially complete.

The average capitalisation rate used for 2021 is approximately 0.8% (0.81% for 2020).

Financial income and expenses other than capitalised amounts are recognised on an accruals basis in respect of the interest on the net value of the related financial assets and liabilities, using the effective interest rate.

Treasury shares

Treasury shares, including those held to service share-based incentive plans, are recognised at cost and accounted for as a reduction in equity. Any gains or losses resulting from the later sale of such shares are recognised in equity.

Dividends

Dividends from investees are recognised when the shareholders' right to receive payment is established. Dividends and interim dividends payable to shareholders are shown as changes in equity at the date in which they are approved by the General Meeting of shareholders and the Board of Directors, respectively.

Earnings per share

Basic earnings per share is calculated by dividing the profit or loss for the year attributable to holders of the ordinary shares by the weighted average of ordinary shares outstanding during the year, excluding treasury shares.

Diluted earnings per share is determined by dividing profit for the period by the weighted average of ordinary shares outstanding during the period, excluding treasury shares, increased by the number of shares that could potentially result from the conversion of any convertible securities.

Income taxes

Current income taxes are recognised as "Tax liabilities", net of advances paid, or "Tax assets" where the net balance of the items is positive. They are based on the estimated taxable income and in accordance with current legislation, taking account of applicable exemptions.

Deferred tax assets and liabilities are calculated on temporary differences between the carrying amounts of assets and liabilities recognised in the separate financial statements and the corresponding amounts recognised for tax purposes, using current tax rates or the rates expected to be in effect when the temporary differences reverse, based on rates approved at the reporting date.

Deferred tax assets are recognised when their recovery is considered probable, i.e., when future taxable income will be available against which the asset can be used. The recoverability of deferred tax assets is reviewed at the end of each year.

Deferred tax liabilities are recognised in any case if they exist. Taxes relating to items recognised directly in equity are also allocated to equity.

New accounting standards

International financial reporting standards effective as of 1 January 2021

A number of new amendments to standards already applied, none of which have had a significant impact, came into effect from 1 January 2021. The relevant standards are as follows:

Amendment to IFRS 4: Extension of the Temporary Exemption From Applying IFRS 9

On 15 December 2020, the European Commission issued Regulation 2020/2097, endorsing the amendment to IFRS 4. The changes have extended the temporary exemption from application of IFRS 9 until 1 January 2023 for insurance undertakings. Adoption of this amendment has not had an impact on the Company's financial statements.

Amendment to IFRS 9, IAS 39, IFRS 7, IFRS 4, IFRS 16: Interest Rate Benchmark Reform – Phase 2

On 13 January 2021, the European Commission issued Regulation 2021/25, endorsing the amendment to the following standards in light of the Interest Rate Benchmark Reform:

- IFRS 9 Financial Instruments;
- IAS 39 Financial Instruments: Recognition and Measurement;
- IFRS 7 Financial Instruments: Disclosures;
- IFRS 4 Insurance Contracts; and
- IFRS 16 Leases.

The amendment addresses the correct accounting treatment of financial instruments affected by the interest rate benchmark reform, when interest rate benchmarks are replaced by alternative interest rate benchmarks.

With regard to financial instruments directly affected by the reform, the amendments have introduced the following:

- a practical expedient for accounting for changes in the basis for determining the contractual cash flows from assets and liabilities, thus enabling revision of the effective interest rate;
- a number of exemptions regarding the discontinuation of hedging relationships;
- a temporary exemption from having to meet the requirement to separately identify a risk component, when the separate hedged component is represented by an RFR instrument designated as a hedge of a risk component;
- the introduction of additional disclosures with respect to IFRS 7.

Given that the Group is a party to existing loan agreements, hedging derivatives and lease contracts that provide for sole application of 6-month EURIBOR and Dollar LIBOR (on the loan agreements and derivatives entered into through the Uruguayan subsidiary, Difebal), for which no replacement was carried out in 2021, introduction of the new amendment has not had an impact on the Group's consolidated financial statements.

Amendment to IFRS 16: Covid-19-Related Rent Concessions beyond 30 June 2021

On 30 August 2021, the European Commission issued Regulation 2021/1421, endorsing the amendment to IFRS 16, which has extended the amendment of May 2020 for a further year. This granted lessees the option of accounting for Covid-related rent concessions without having to assess, through an analysis of the related contracts, whether or not the definition of lease modification provided by IFRS 16 has been respected. As a result, lessees who applied this exemption in 2020 accounted for Covid-related rent concessions in the income statement rather than as a lease modification, at the effective date of the reduction. The amendment of 2021, available only to entities who had already applied the amendment of 2020, applies from 1 April 2021 and early adoption is permitted.

The Group did not benefit from such reductions in relation to existing leases and adoption of this amendment has not, therefore, had an impact on the Group's consolidated financial statements.

International financial reporting standards, amendments and interpretations endorsed but not yet effective

At the date of approval of this document, the following standards, amendments or interpretations have yet to become effective:

Amendment to IFRS 3, IAS 16, IAS 37 and Annual Improvements 2018-2020

On 28 June 2021, the European Commission issued Regulation 2021/1080, endorsing the following amendments:

- **Amendments to IFRS 3 Business Combinations:** the changes aim to update the reference to the revised version of the Conceptual Framework in IFRS 3, without this resulting in modifications to the provisions of the standard;
- **Amendments to IAS 16 Property, Plant and Equipment:** the changes aim to not allow the deduction of the amount received from the sale of good produced from the cost property, plant and equipment when testing such assets. This sales revenue and the related costs must therefore be recognized in profit or loss;
- **Amendments to IAS 37 Provisions, Contingent Liabilities and Contingent Assets:** the amendment clarifies that in estimating the onerous nature of a contract an entity must take into account all the costs that relate directly to the contract. As a result, assessment of whether or not a contract is onerous includes not only the costs provided for in the contract, but also all the costs that the entity cannot avoid having entered into the contract;
- **Annual Improvements 2018-2020:** the changes regarded IFRS 1 First-time Adoption of International Financial Reporting Standards, IFRS 9 Financial Instruments, IAS 41 Agriculture and Illustrative Examples of IFRS 16 Leases.

All the amendments will come into effect from 1 January 2022. The Group is assessing the potential impact of the introduction of these amendments on its financial statements.

IFRS 17: Insurance contracts

On 19 November 2021, the European Commission issued Regulation 2021/2036, endorsing IFRS 17. The new accounting standard for insurance contracts was published by the IASB on 18 May 2017, to replace the interim version of IFRS 4. The standard aims to ensure that an entity provides pertinent information providing an accurate view of the rights and obligations resulting from the insurance contracts issued. The IASB has developed the standard to remove inconsistencies and weaknesses in existing accounting policies, providing a single principle-based framework that takes into account all types of insurance contracts, including any reinsurance contracts to which an insurance undertaking is party.

The new standard also introduces presentation and disclosure requirements to improve comparability between entities belonging to this sector.

The standard will come into effect from 1 January 2023 and will not have an impact on the Group's consolidated financial statements.

International financial reporting standards, amendments and interpretations awaiting endorsement

For newly-issued amendments, standards and interpretations that have not yet been endorsed by the EU, but which address issues that affect or could affect the Terna Group, assessments are currently being conducted of the possible impact of their application on the financial statements, taking into account the date on which they will take effect. In particular:

Amendment to IAS 1: Presentation of Financial Statements: Classification of Liabilities as Current or Non-current and Classification of Liabilities as Current or Noncurrent - Deferral of Effective Date

On 23 January 2020 and 15 July 2020, the IASB published the amendment to IAS 1 that aims to clarify how to classify payables and other short- or long-term liabilities.

Amendments to IAS 1 and IAS 8: Disclosure of Accounting Policies - Amendments to IAS 1 and IFRS Practice Statement 2 and Definition of Accounting Estimates – Amendments to IAS 8

On 12 February 2021, the IASB published amendments to IAS 1 and IAS 8, which aim to improve the disclosure of accounting policies in order to provide more useful information for investors and other primary users of financial statements and to help companies to distinguish changes in accounting estimates from changes in accounting policy.

Amendment to IAS 12: Deferred Tax related to Assets and Liabilities arising from a Single Transaction

The amendment, published by the IASB on 7 May 2021, clarifies how to account for deferred tax assets and liabilities arising from certain transactions that may generate assets and liabilities of a matching amount, such as leases and decommissioning obligations.

Amendment to IFRS 17: Initial Application of IFRS 17 and IFRS 9

On 25 June 2020, the IAS published the amendment to IFRS 17. The amendment is a transition option relating to comparative information on financial assets presented at the date of initial application of IFRS 17. The amendment aims to avoid temporary accounting mismatches between insurance contract liabilities and the related financial assets, and to thus improve the usefulness of the comparative information to the users of financial statements.

B. Notes to the consolidated income statement

Revenue

1. REVENUE FROM SALES AND SERVICES - €2,534.5 MILLION

	(€m)		
	2021	2020	Δ
Transmission charges billed to grid users	2,041.0	1,938.1	102.9
Back-billing of transmission charges for previous years	-	0.4	(0.4)
Other energy-related revenue and from services performed under concession	160.7	137.8	22.9
Quality of service bonuses/penalties	11.6	29.4	(17.8)
Other sales and services	321.2	271.8	49.4
TOTAL	2,534.5	2,377.5	157.0

Transmission charges

The charges for use of the NTG regard the revenue attributable to the Parent (€1,892.4 million) and the subsidiaries Rete S.r.l. (€132.7 million) and Terna Crna Gora d.o.o. (€15.9 million).

The increase in revenue from the transmission service (up €102.5 million) primarily reflects the increase in the RAB (up €64 million), the effects of output-based incentive mechanisms² (up €48.1 million, under ARERA Resolutions 23/2022, 579/17, 884/17, 319/21, 395/21 and 25/2022), and the positive impact of the volume effect, offset by the impact of the release in 2020 of provisions for amounts payable to an operator (down €10.6 million) following settlement of the related risk.

Other energy-related revenue and from services performed under concession

This item regards dispatching and metering revenue (essentially relating to €111.6 million, for the dispatching component, €0.4 million for the metering component and other energy-related revenue of €1.8 million) and revenue from infrastructure construction and upgrade services performed under concession, recognised in application of IFRIC 12 (€46.9 million).

The increase in "Other energy-related revenue and from services performed under concession" compared with 2020, totalling €22.9 million, is linked primarily to increased investment in dispatching infrastructure compared with 2020 (up €18.4 million) and an increase in in dispatching revenue (up €5.2 million) linked above all to an increase in the tariff resulting from the increase in the RAB, partially offset by other non-recurring items recognised during the comparative year.

	(€m)		
OTHER ENERGY-RELATED REVENUE AND FROM SERVICES PERFORMED UNDER CONCESSION	2021	2020	Δ
Dispatching and metering revenue and other energy-related revenue	113.8	109.3	4.5
Revenue from services performed under concession (IFRIC 12)	46.9	28.5	18.4
TOTAL ENERGY-RELATED REVENUE AND FROM SERVICES PERFORMED UNDER CONCESSION	160.7	137.8	22.9

² An efficiency bonus linked to the cost of investment in boosting transmission capacity in 2020 (under Resolution 23/2022), efficiency bonuses for development works completed by 30 September 2020, rewards linked to preparations for the introduction of output-based regulation in 2018 and 2019, the reward for unification of the NTG.

Quality of service

This item, amounting to €11.6 million, regards the RENS (Regulated Energy Not Supplied) incentive mechanism introduced by Resolution 653/2015/r/eel, calculated on a pro rata basis taking into account the estimated overall results expected in the 2020-2023 regulatory period. The reduction of €17.8 million in this item compared with the previous year is broadly due to the greater amount of revenue recognised in 2020 following final assessment of the performance in 2019 (€23.4 million under ARERA Resolution 540/2020) and recognition of the pro-rata assessment of the performance in 2021 (€5.9 million, based on the estimated overall outcome for the 2021-2023 regulatory period).

Other sales and services

The item, "Other sales and services", amounting to €321.2 million, mainly regards revenue from Non-regulated Activities, regarding:

- the sale of transformers by the subsidiary, Tamini (€118.2 million);
- revenue contributed by Brugg Group, essentially relating to contracts with third parties for the supply of cables and accessories (€110.1 million);
- Energy Solutions (€51.0 million), above all HV services, totalling €28.2 million and Smart Grids, totalling €22.8 million, including the contribution from the newly acquired LT S.r.l., which specialises in O&M services for photovoltaic plants (€10.1 million) and the energy efficiency services provided by the subsidiary, Avvenia The Energy Innovator S.r.l. amounting to €1.7 million;
- Connectivity (€30.5 million) with specific regard to support and housing services for fibre networks (€25.9 million) and fibre maintenance (€3.5 million).

This item also includes revenue from connections to the NTG (€5.4 million) and relating to the private Italy-France and Italy-Austria Interconnectors (in both cases, €0.6 million), representing the accrued portion of the revenue attributable to the Group for services provided during construction.

This item is up €49.4 million compared with 2020, primarily due to the contribution from the subsidiaries, Tamini group and Brugg Group (totalling approximately €31.9 million), increased revenue from Energy Solutions (up €15.2 million, including €10.1 million from the LT Group acquired in October 2021) and an increase in revenue from the provision of Connectivity services (up €1.6 million) and revenue from connections to the NTG (up €1.0 million). These increase were partially offset by the reduced contribution from private interconnector projects pursuant to Law 99/2009 (down €2.4 million), essentially due to the differing states of progress of works on the Italy-France interconnector.

Pass-through revenue/expenses

This item regards "pass-through" revenue and expenses (the balance of which amounts to zero) attributable solely to the Parent Company. These items result from daily purchases and sales of electricity from electricity market operators. Measurements for each point of injection and withdrawal are taken and the differences, with respect to energy market schedules are calculated. These differences, known as imbalances, are then measured using algorithms established by the regulatory framework. The net charge resulting from calculation of the imbalances and the purchases and sales, carried out by the Parent Company Terna on the DSM, is billed on a pro rata basis to each end consumer via a specific Uplift payment. This item also reflects the portion of the transmission charge that the Parent Company passes on to other grid owners, not included in the scope of consolidation.

The components of these transactions are shown in greater detail below:

	(€m)		
	2021	2020	CHANGE
Power Exchange-related revenue items	6,506.7	4,081.5	2,425.2
- Uplift	2,357.8	2,430.8	(73.0)
- Electricity sales	963.7	348.5	615.2
- Imbalances	1,580.0	447.7	1,132.3
- Congestion revenue	316.8	226.9	89.9
- Charges for right to use transmission capacity and market coupling	438.6	209.0	229.6
- Interconnectors/shippers	70.6	68.2	2.4
- Load Profiling for public lighting	264.6	149.6	115.0
- Other Power Exchange-related pass-through revenue items	514.6	200.8	313.8
Total over-the counter revenue items	1,759.5	1,422.9	336.6
- Coverage of wind farm costs	36.5	24.2	12.3
- Transmission revenue passed on to other NTG owners	4.9	5.0	(0.1)
- Charge to cover cost of essential plants	727.1	526.6	200.5
- Charge to cover cost of energy delivery capacity	213.9	195.3	18.6
- Charge to cover cost of interruptibility service	326.6	305.0	21.6
- Charge to cover cost of LV capacity and protection service	366.2	299.5	66.7
- Other pass-through revenue for over-the-counter trades	84.3	67.3	17.0
TOTAL PASS-THROUGH REVENUE	8,266.2	5,504.4	2,761.8
Total Power Exchange-related cost items	6,506.7	4,081.5	2,425.2
- Electricity purchases	3,978.1	2,893.3	1,084.8
- Imbalances	1,192.0	370.5	821.5
- Congestion revenue	245.0	138.7	106.3
- Charges for right to use transmission capacity and market coupling	198.5	82.4	116.1
- Interconnectors/Shippers	200.9	216.8	(15.9)
- Load Profiling for public lighting	288.6	176.4	112.2
- Other Power Exchange-related pass-through cost items	403.6	203.4	200.2
Total over-the-counter cost items	1,759.5	1,422.9	336.6
- Shortfall in wind production	36.5	24.2	12.3
- Transmission costs passed on to other NTG owners	4.9	5.0	(0.1)
- Fees paid for essential units	727.1	526.6	200.5
- Fees paid for energy delivery capacity	213.9	195.3	18.6
- Fees paid for interruptibility service	326.6	305.0	21.6
- Fees paid for LV capacity and protection service	366.2	299.5	66.7
- Other pass-through costs for over-the-counter trades	84.3	67.3	17.0
TOTAL PASS-THROUGH COSTS	8,266.2	5,504.4	2,761.8

In 2021, the total Uplift was €2,477³ million, up 6% on the previous year. The rise was primarily due to the increased cost of procuring services on the DSM, partly offset by increases in congestion revenue and imbalance revenue.

³ The Uplift includes the virtual interconnection, amounting to approximately €130 million in 2021 (compared with approximately €149 million in 2020).

2. OTHER REVENUE AND INCOME – €71.8 MILLION

	(€m)		
	2021	2020	CHANGE
Contingent assets	20.0	1.8	18.2
Sales to third parties	13.3	8.2	5.1
Sundry grants	9.0	8.2	0.8
Revenue from IRU contracts for fibre	8.9	1.9	7.0
Gains on sale of infrastructure components	5.7	6.2	(0.5)
Insurance proceeds as compensation for damages	4.1	1.4	2.7
Rental income	2.2	2.9	(0.7)
Bargain purchase	-	73.0	(73.0)
Other revenues	8.6	9.3	(0.7)
TOTAL	71.8	112.9	(41.1)

“Other revenue and income” includes contingent assets (€20.0 million, primarily resulting from the outcome of the claim for a refund of stamp duty paid on the acquisition of Rete S.r.l., totalling €13.4 million), in addition to other significant items relating to sales to third parties (€13.3 million), sundry grants (€9.0 million), revenue from Connectivity services linked to IRU contracts for fibre (€8.9 million), the gain on the sale of infrastructure components (€5.7 million) and other revenue of €8.6 million, primarily generated by the private Italy-Montenegro interconnector, totalling €6.4 million.

This item, totalling €71.8 million, is down €41.1 million compared with the previous year, primarily due to the higher amount of revenue recognised in 2020 due to recognition of the higher value of the net assets acquired following the acquisition of Brugg Cables compared with the consideration paid (proceeds from the gain resulting from a bargain purchase, totalling €73.0 million), partially offset by the increase in contingent assets (up €18.2 million, primarily resulting from the outcome of the claim for a refund of stamp duty paid on the acquisition of Rete S.r.l., totalling €13.4 million), increased revenue from Connectivity services linked to IRU contracts for fibre (up €7.0 million), increased sales to third parties (up €5.1 million, primarily due to the sale of scrap by the subsidiary, Brugg) and by greater revenue in the form of insurance proceeds €2.7 million.

Operating costs**3. RAW AND CONSUMABLE MATERIALS USED – €206.4 MILLION**

This item includes the value of the various materials and equipment used in the ordinary operation and maintenance of the plant belonging to the Group and third parties, and the materials consumed in the performance of contract work by the Tamini Group, in the production of cables and accessories by the Brugg group.

The increase of €45.6 million compared with the previous year primarily reflects the cost of materials incurred by Brugg Group and Tamini Group (up €20.4 million and €15.4 million respectively) and the contribution from the LT Group (up €5.8 million). This item also reflects increased costs (up €3.9 million) linked to construction and development of the infrastructure operated under concession, accounted for in application of IFRIC 12.

4. SERVICES – €218.3 MILLION

	(€m)		
	2021	2020	CHANGE
Maintenance and sundry services	103.4	90.0	13.4
Tender costs for plant	46.7	44.3	2.4
IT services	28.4	18.2	10.2
Insurance	15.4	14.5	0.9
Lease expense	15.4	13.1	2.3
Remote transmission and telecommunications	9.0	9.0	-
TOTAL	218.3	189.1	29.2

This item, totalling €218.3 million is up €29.2 million compared with 2020 (€189.1 million). This primarily reflects increased costs linked to the construction and development of infrastructure under concession, recognised in application of IFRIC 12 (up €14.2 million, in particular reflecting the increase in the cost of IT services of €8.9 million and maintenance costs of €1.1 million) and increased activity and new initiatives carried out by the Group.

Fees payable to members of the Board of Statutory Auditors amount to €0.4 million, whilst those payable to members of the Supervisory Board set up in compliance with Legislative Decree 231/2001 amount to €0.7 million.

5. PERSONNEL EXPENSES – €295.3 MILLION

	(€m)		
	2021	2020	CHANGE
Salaries, wages and other short-term benefits	375.5	341.8	33.7
Directors' remuneration	1.8	1.7	0.1
Termination benefits (TFR), energy discounts and other employee benefits	20.6	23.8	(3.2)
Early retirement benefits	3.2	2.9	0.3
Gross personnel expenses	401.1	370.2	30.9
Capitalised personnel expenses	(105.8)	(83.2)	(22.6)
TOTAL	295.3	287.0	8.3

Personnel expenses, amounting to €295.3 million in 2021, are up €8.3 million compared with the previous year (€287.0 million). This is due to an increase in the workforce, partly offset by the higher amount of capitalised expenses.

The following table shows the Group's workforce by category at the end of the year and the average for the year.

NO.	AVERAGE WORKFORCE		WORKFORCE AT	
	2021	2020	31 DECEMBER 2021	31 DECEMBER 2020
Senior managers	90	83	92	80
Middle managers	730	669	765	672
Office staff	2,693	2,516	2,815	2,587
Blue-collar workers	1,431	1,356	1,464	1,396
TOTAL	4,944	4,624	5,136	4,735

The net increase in the average workforce compared with 2021 is 320, essentially due to the impact of new recruitment as part of the Group's generational turnover plan and the contribution from Brugg Cables, which in the last year referred solely to 10 months from the date of acquisition.

At 31 December 2021, the Terna Group's workforce breaks down as follows:

	TERNA S.P.A.	TERNA RETE ITALIA S.P.A.	TERNA ENERGY SOLUTIONS S.R.L.	TERNA PLUS S.R.L.	AVVENIA THE ENERGY INNOVATOR S.R.L.	TAMINI GROUP	LT GROUP
No.	917	3,206	63	38	18	342	69

	BRUGG KABEL AG	TERNA CRNA GORA D.O.O.	SPE SANTA MARIA TRANSMISSORA DE ENERGIA S.A.	SPE SANTA LUCIA TRANSMISSORA DE ENERGIA S.A.	SPE TRANSMISSORA DE ENERGIA LINHA VERDE I S.A.	SPE TRANSMISSORA DE ENERGIA LINHA VERDE II S.A.	TERNA PERU S.A.C.	DIFEBAL S.A.
No.	435	11	2	18	3	6	6	2

6. AMORTISATION, DEPRECIATION AND IMPAIRMENT LOSSES – €654.4 MILLION

	(€m)		
	2021	2020	CHANGE
Amortisation of intangible assets	66.8	65.9	0.9
- of which on infrastructure	18.2	23.9	(5.7)
Depreciation of property, plant and equipment	589.2	559.8	29.4
Impairment losses on property, plant and equipment	0.3	8.3	(8.0)
Impairment losses on current assets	0.8	1.0	(0.2)
Impairment losses on trade receivables	(2.7)	(0.6)	(2.1)
TOTAL	654.4	634.4	20.0

Amortisation, depreciation and impairment losses, amounting to €654.4 million (including €11.2 million recognised in application of IFRS 16), are up €20.0 million compared with 2020. This primarily reflects the entry into service of infrastructure operated by the Parent Company (up €14.2 million) and the subsidiaries, Rete S.r.l. (up €4.0 million) and Terna Rete Italia S.p.A. (up €1.8 million), after taking into account the higher value of impairment losses on assets recognized in the previous year (down €8.0 million).

7. OTHER OPERATING COSTS - €31.5 MILLION

	(€m)		
	2021	2020	CHANGE
Indirect taxes and local taxes and levies	7.1	12.2	(5.1)
Quality of service costs	5.9	8.3	(2.4)
of which mitigation and sharing mechanisms	4.9	7.6	(2.7)
of which the Fund for Exceptional Events	0.8	0.9	(0.1)
of which compensation mechanisms for HV users	0.2	(0.2)	0.4
Fees paid to regulators and membership dues	7.3	7.2	0.1
Adjustment of provisions for litigation and disputes	(1.3)	0.5	(1.8)
Net contingent liabilities	0.9	0.1	0.8
Losses on sales/disposals of plant and net contingent liabilities	0.8	0.3	0.5
Other	10.8	13.9	(3.1)
TOTAL	31.5	42.5	(11.0)

The Group's other operating costs, amounting to €31.5 million, are primarily attributable to the Parent Company (€22.5 million), the subsidiary, Terna Rete Italia S.p.A. (€1.3 million) and the Tamini Group (€4.2 million). They include indirect taxes, local taxes and levies (€7.1 million), membership dues and fees paid to trade bodies and associations relating to the Group's activities (€7.3 million), quality of service costs (€5.9 million) and other costs (€10.8 million) including provisions for risks and charges connected with the activities of the subsidiary, Tamini (€3.6 million, primarily in the form of provisions for product warranties) and other operating costs linked to the subsidiary, Brugg Group, relating to the cost of scrapping waste materials, donations and other expenses.

The reduction of €11.0 million primarily reflects a decrease in the costs incurred for quality of service (down €2.4 million, primarily linked to the steps taken to mitigate the impact of events in December 2020 following heavy snowfall across northern Italy) and the adjustment to provisions linked to amounts previously set aside in relation to Land Registry Circular 6/2012 and for litigation and disputes (down €5.3 million, including €3.3 million for indirect taxes, local taxes and levies).

This also reflects a reduction in other costs (down €3.1 million), mainly attributable to the subsidiary, Brugg Group, as a result of a reduction in the cost of scrapping waste materials compared with 2020.

8. FINANCIAL INCOME/(EXPENSES) – (€79.2) MILLION

	(€m)		
	2021	2020	CHANGE
FINANCIAL EXPENSES			
Interest expense on medium/long-term borrowings and related hedges	(102.9)	(89.1)	(13.8)
Adjustments to bonds in issue and the related hedges	-	(4.1)	4.1
Discounting of receivables, termination benefits (TFR), operating leases and other liabilities	(2.9)	(3.5)	0.6
Capitalised financial expenses	10.8	10.1	0.7
Translation differences	-	(3.8)	3.8
Other financial expenses	(0.8)	(1.3)	0.5
Total expenses	(95.8)	(91.7)	(4.1)
FINANCIAL INCOME			
Interest income and other financial income	11.6	9.6	2.0
Restructuring of bond issues and related hedges	1.2	-	1.2
Translation differences	3.8	-	3.8
Total income	16.6	9.6	7.0
TOTAL	(79.2)	(82.1)	2.9

Net financial expenses of €79.2 million are essentially attributable to the Parent Company (€81.2 million) and reflect €95.8 million in financial expenses and €16.6 million in financial income. The decrease in net financial expenses compared with 2020, amounting to €2.9 million, primarily reflects the following:

- an increase in financial expenses of €13.8 million on medium/long-term debt due to rising inflation and the greater amount of debt;
- the positive impact of exchange movements, totalling €7.6 million;
- increased income on financial assets (up €2.0 million).

9. SHARE OF PROFIT/(LOSS) OF INVESTEEs ACCOUNTED FOR USING THE EQUITY METHOD – (€0.3 MILLION)

This item, amounting to €0.3 million, reflects an increase of €4.2 million compared with the previous year (down €3.9 million), broadly due to the positive impact of the adjustment of the Group's share of equity in the CESI group (up €3.9 million) and Equigy (up €0.3 million).

10. INCOME TAX EXPENSE – €317.9 MILLION

Income tax expense for the year totals €317.9 million, an increase of €20.5 million on the previous year, essentially due to the increase in pre-tax profit and the higher amount of tax-exempt income recognised in the previous year, above all the higher value of the net assets acquired following the acquisition of Brugg Cables compared with the consideration paid. The tax rate of 28.3% compares with the rate of 27.3% for 2020.

	(€m)		
	2021	2020	CHANGE
Income tax for the year			
Current tax expense:			
- IRES (corporate income tax)	296.2	273.2	23.0
- IRAP (regional tax on productive activities)	63.4	58.5	4.9
Total current expense	359.6	331.7	27.9
New temporary differences:			
- deferred tax assets	(14.7)	(19.3)	4.6
Reversal of temporary differences:			
- deferred tax assets	13.9	23.9	(10.0)
- deferred tax liabilities	(34.3)	(33.5)	(0.8)
Total deferred tax (income)/expense	(35.1)	(28.9)	(6.2)
Adjustments to taxes for previous years and other one-off changes	(6.6)	(5.4)	(1.2)
TOTAL	317.9	297.4	20.5

Current income tax expense of €359.6 million, is up €27.9 million, compared with the previous year, essentially due to the increase in pre-tax profit and the higher amount of tax-exempt income recognised in the previous year.

Net deferred tax expense of €35.1 million is up €6.2 million compared with the figure for the previous year (€28.9 million). This reflects the impact of taxation on depreciation and amortisation, movements in provisions for risks and charges and for employee benefits recognized by the Group during the year.

Adjustments to taxes for previous years, amounting to expense of €6.6 million, primarily regard subsidiaries and include contingent assets resulting from recognition of the effective amount payable when filing annual tax returns. This item is €1.2 million lower than the figure for the previous year, primarily due to the subsidiary, Brugg Kabel.

For a clearer presentation of the differences between the theoretical and effective tax rates, the table below reconciles the profit before taxes with taxable income.

	(€m)	
	2021	2020
Profit before tax	1,121.5	1,090.6
THEORETICAL TAX CHARGE IRES 24%	269.2	261.7
IRAP	63.4	58.5
Permanent differences	(8.1)	(17.4)
TAX (after adjustment for previous years and one-off changes)	324.5	302.8
TAX RATE	28.9%	27.8%
Adjustments to taxes for previous years and other one-off changes	(6.6)	(5.4)
INCOME TAX EXPENSE FOR THE YEAR	317.9	297.4
EFFECTIVE TAX RATE	28.3%	27.3%

11. PROFIT/(LOSS) FROM ASSETS HELD FOR SALE – (€12.8) MILLION

This item includes the net result from the assets included in the potential sale of the Group's Latin American assets, which includes a portfolio of six special purpose vehicles (SPVs): the four subsidiaries in Brazil, Terna Perú and the Uruguayan company Difebal S.A.. A Preferred Bidder has been selected from among the interested parties. A Memorandum of Understanding (MoU) was signed on 20 December 2021, setting out the terms and conditions for the potential transaction and establishing an exclusivity period to enable due diligence activities to take place and a binding offer to be finalised.

As a result of this transaction, as required by IFRS 5, the net assets of the Brazilian companies, SPE Santa Lucia Transmissora de Energia S.A., SPE Santa Maria Transmissora de Energia S.A., SPE Transmissora de Energia Linha Verde II S.A. and SPE Transmissora de Energia Linha Verde I S.A., the Peruvian company, Terna Perú S.A.C., and the Uruguayan company, Difebal S.A., have been reclassified.

The consolidated income statement for 2020 has been restated, recognising a net profit from assets held for sale of €2.1 million.

The revenue and cost items resulting in the net result for the year from assets held for sale, amounting to a loss of €12.8 million, are shown below:

	(€m)		
	2021	2020	CHANGE
Revenue	43.2	85.3	(42.1)
Operating costs	18.8	75.3	(56.5)
OPERATING COSTS	24.4	10.0	14.4
Financial income/(expenses), net	(16.3)	(7.5)	(8.8)
Impairment loss recognised on remeasurement of the fair value less costs to sell	(17.1)	-	(17.1)
PROFIT/(LOSS) BEFORE TAX	(9.0)	2.5	(11.5)
Income tax expense for the year	3.8	0.4	3.4
Profit/(Loss) for the year from assets held for sale	(12.8)	2.1	(14.9)

Revenue

This item broadly consists of revenue from construction and development of infrastructure operated under concession, above all the assets held for sale located in Brazil and Peru.

Operating costs

Operating costs essentially regard the costs incurred for the construction work being carried out in Brazil (€8.9 million) and for completion of the power line in Peru that entered service in May (€2.8 million), as well as operating costs incurred in South America.

The loss from assets held for sale, amounting to €12.8 million, marks a deterioration of €14.9 million compared with the previous year. This essentially reflects the adjustment to the fair value of the net assets held for sale in application of IFRS 5.

Basic and diluted earnings per share from discontinued operations and assets held for sale, amounting to a loss of €0.006 per share (the numerator of €12.8 million represents the net loss from assets held for sale, whilst the denominator of 2,007,550,679.7 shares is the weighted average number of shares outstanding during the year).

12. EARNINGS PER SHARE

Basic earnings per share, which corresponds to diluted earnings per share, amounts to €0.393 (based on profit for the year attributable to owners of the Parent, totalling €789.4 million, divided by the number of shares outstanding, totalling 2,007,550,679.7 thousand. This number is the weighted average number of shares outstanding during the year).

Earnings per share from continuing operations, which corresponds to diluted earnings per share from continuing operations, is €0.400 (the numerator of €803.6 million represents net profit for the year from continuing operations, whilst the denominator of 2,007,550,679.7 shares is the weighted average number of shares outstanding during the year).

C. Operating segments

In line with the 2022-2026 Industrial Plan, and in compliance with IFRS 8, the Terna Group's identified operating segments are described below:

- **Regulated**
- **Non-Regulated**
- **International**

The Regulated segment includes the development, operation and maintenance of the National Transmission Grid, in addition to dispatching and metering, and the activities involved in the construction of storage systems. These activities have been included in one operating segment, as they are all regulated by ARERA and have similar characteristics, in terms of the remuneration model and the method for setting the related tariffs.

The Non-regulated segment includes deregulated activities and specific business initiatives, above all relating to Industrial activities, which includes the operating results of the Tamini Group, relating essentially to the construction and commercialisation of electrical equipment, above all power transformers, and the Brugg Group, which operates in the terrestrial cable sector, specialising in the design, development, construction, installation and maintenance of electrical cables of all voltages and accessories for high-voltage cables. The Non-regulated segment includes initiatives linked above all to the provision of services to third parties in the areas of Energy Solutions, consisting of the development of technical solutions and the supply of innovative services, including EPC (Engineering, Procurement and Construction) services, operation and maintenance of high-voltage and very high-voltage infrastructure, and the supply of energy efficiency services, broadly attributable to the subsidiary, Avvenia The Energy Innovator S.r.l.). This segment also includes Connectivity (support and housing services for fibre networks and IRU contracts for fibre. This segment includes the activities carried out in relation to the private interconnectors launched by Law 99/2009, legislation that assigned Terna responsibility for selecting undertakings (the "selected undertakings"), on the basis of public tenders, willing to finance specific cross-border interconnectors in exchange for the benefits resulting from a decree granting a third-party access exemption with regard to the transmission capacity provided by the new infrastructure. The Non-regulated Activities segment also includes the results of the LT Group, acquired in October 2021 and a leading provider of O&M services for photovoltaic plants.

On the other hand, the International segment includes the results deriving from opportunities for international expansion, which the Group aims to exploit by leveraging its core competencies developed in Italy as a TSO, where such competencies are of significant importance in its home country. Overseas investment focuses on countries with stable political and regulatory regimes and a need to develop their electricity infrastructure. This segment includes the results of the subsidiary, Terna Plus S.r.l., the Peruvian company Terna 4 Chacas S.A.C. (a charitable project) and the Chilean company, Terna Chile S.p.A..

The results of the Brazilian companies, SPE Santa Lucia Trasmisora de Energia S.A. and SPE Santa Maria Trasmisora de Energia S.A., SPE Trasmisora de Energia Linha Verde I S.A. and SPE Trasmisora de Energia Linha Verde II S.A., of the Peruvian company, Terna Peru S.A.C., the Uruguayan company, Difebal S.A C., and the Chilean company, Terna Chile S.p.A., have been reclassified to the "Profit/(Loss) from assets held for sale".

	(€m)			
	2021	2020	CHANGE	% CHANGE
REGULATED REVENUE	2,253.5	2,148.9	104.6	4.9%
NON-REGULATED REVENUE	350.9	341.0	9.9	2.9%
INTERNATIONAL REVENUE*	0.4	0.5	(0.1)	(20.0%)
Cost of international activities	1.5	-	1.5	-
TOTAL REVENUE	2,606.3	2,490.4	115.9	4.7%
GROSS OPERATING PROFIT (EBITDA)*	1,854.8	1,811.0	43.8	2.4%
of which regulated EBITDA**	1,800.5	1,720.7	79.8	4.6%
of which non-regulated EBITDA	61.8	96.9	(35.1)	(36.2%)
of which International EBITDA	(7.5)	(6.6)	(0.9)	13.6%
Reconciliation of segment result with the Company's profit before tax				
GROSS OPERATING PROFIT (EBITDA)	1,854.8	1,811.0		
Amortisation, depreciation and impairment losses	654.4	634.4		
OPERATING PROFIT/(LOSS) (EBIT)	1,200.4	1,176.6		
Financial income/(expenses)	(79.2)	(82.1)		
Share of profit/(loss) of investees accounted for using the equity method	0.3	(3.9)		
Profit/(Loss) before tax	1,121.5	1,090.6		

* Gross operating profit - EBITDA is an indicator of operating performance, obtained by adding "Amortisation, depreciation and impairment losses" to "Operating profit/(loss) (EBIT)".

** EBITDA including indirect costs.

The Group's revenue for 2021 amounts to €2,606.3 million, an increase of €115.9 million (4.7%) compared with 2020.

Gross operating profit (EBITDA) of €1,854.8 million is up €43.8 million (2.4%) on the €1,811.0 million of 2020.

EBITDA from Regulated Activities amounts to €1,800.5 million, an increase of €79.8 million compared with the previous year. This primarily reflects the tariff adjustment provided for in ARERA Resolution 565/20 and recognition of the efficiency bonus linked to the cost of investment in boosting transmission capacity in 2020 (under Resolution 23/2022), partly offset by the one-off effect of recognition in the Regulated Activities segment in 2020 of the revenue relating to the acquisition of Brugg Cables.

EBITDA from Non-regulated Activities amounts to €61.8 million for 2021, a decrease of €35.1 million compared with the previous year. This primarily reflects:

- one-off revenue recognised in 2020 as a result of the higher value of the net assets acquired following the acquisition of Brugg Cables compared with the consideration paid (the gain resulting from a bargain purchase, including related ancillary costs, totalling €48.1 million);
- the lower contribution of private interconnector projects pursuant to Law 99/2009 (down €2.3 million), essentially due to the differing states of progress of works on the Italy-France interconnector;
- an increase in revenue from Connectivity (up €7.1 million, primarily due to IRU contracts for fibre);
- the higher contribution from the subsidiaries, Tamini Group and Brugg Group (totalling approximately €5 million), and from the LT Group in the Energy Solutions segment following its acquisition in October 2021 (up €1.1 million).

EBITDA from International Activities reports a loss of €7.5 million for 2021, marking a deterioration of €0.9 million compared with the previous year (a loss of €6.6 million). This reflects an increase in the costs incurred by central departments to support overseas initiatives, primarily due to the resumption of scouting and business travel after the slowdown caused by Covid-19 health emergency.

Assets held for sale report a net loss of €12.8 million, marking a deterioration of €14.9 million compared to the previous year, mainly due to the adjustment of the value of net assets held for sale, recognised in accordance with IFRS 5.

Information on the financial position periodically reported to senior management is not provided directly on the basis of each individual segment, but based on the measurement and presentation of gross invested capital as a whole, given that the contribution from Non-regulated and International Activities is not material. The following table shows this indicator at 31 December 2021 and 31 December 2020.

	(€m)	
	31 DECEMBER 2021	31 DECEMBER 2020
Net non-current assets *	16,352.9	15,645.9
<i>of which investments in associates and joint ventures</i>	76.2	75.8
Net working capital **	1,706.7	1,936.2
Gross invested capital ***	14,646.2	13,709.7

* Net non-current assets include "Property, plant and equipment", "Goodwill", "Intangible assets", "Investments accounted for using the equity method", "Other non-current assets" and "Non-current financial assets" excluding the value of FVHs (€1.6 million).

** Net working capital is the difference between total current assets less cash and the items, "Current financial assets" and total current liabilities, less the short-term portion of long-term borrowings and the items, "Short-term borrowings" and "Current financial liabilities", and the item, "Other non-current liabilities".

*** Gross invested capital is the sum of net non-current assets and net working capital.

D. Notes to the consolidated statement of financial position

Assets

13. PROPERTY, PLANT AND EQUIPMENT – €15,316.6 MILLION

(€m)

	LAND	BUILDINGS	PLANT AND EQUIPMENT	INDUSTRIAL AND COMMERCIAL EQUIPMENT	OTHER ASSETS	ASSETS UNDER CONSTRUCTION AND PREPAYMENTS	TOTAL
COST AT 31 DECEMBER 2020	210.1	2,232.3	19,314.4	198.8	189.6	1,848.2	23,993.4
Cost reclassified to discontinued operations and assets held for sale	-	(0.1)	-	-	(1.0)	-	(1.1)
of which right-of-use assets	-	(0.1)	-	-	(0.3)	-	(0.4)
Capital expenditure	-	7.1	0.8	5.4	8.5	1,370.1	1,391.9
of which right-of-use assets	-	4.9	-	-	2.3	-	7.2
of which finance leased assets	-	-	0.3	-	-	-	0.3
Assets entering service	1.9	80.6	916.5	5.0	14.5	(1,018.5)	-
Contribution from newly acquired companies	-	1.2	13.8	0.4	0.2	-	15.6
Change in scope of consolidation	-	-	-	-	-	(0.2)	(0.2)
Other purchases	-	-	15.6	-	-	-	15.6
Translation differences	-	2.6	-	3.4	0.3	-	6.3
of which right-of-use assets	-	0.2	-	-	-	-	0.2
Disposals and impairments	(0.4)	(20.8)	(75.6)	(0.3)	(2.3)	(0.4)	(99.8)
of which right-of-use assets	-	(20.3)	-	-	(1.0)	-	(21.3)
of which finance leased assets	-	-	(0.7)	-	-	-	(0.7)
Other movements	0.1	(15.0)	(23.2)	0.4	1.3	(6.5)	(42.9)
of which finance leased assets	-	-	(1.2)	-	-	-	(1.2)
COST AT 31 DECEMBER 2021	211.7	2,287.9	20,162.3	213.1	211.1	2,192.7	25,278.8
ACCUMULATED DEPRECIATION AND IMPAIRMENT AT 31 DECEMBER 2020	(0.9)	(678.6)	(8,442.5)	(161.9)	(149.8)	-	(9,433.7)
Accumulated depreciation and impairment losses reclassified to discontinued operations and assets held for sale	-	0.1	-	-	0.3	-	0.4
of which right-of-use assets	-	0.1	-	-	0.2	-	0.3
Depreciation for the year	(0.6)	(62.7)	(503.0)	(8.0)	(14.9)	-	(589.2)
of which right-of-use assets	(0.6)	(9.2)	-	-	(1.4)	-	(11.2)
of which finance leased assets	-	-	(2.7)	-	-	-	(2.7)
Contributions from newly acquired companies	-	(1.2)	(13.8)	(0.2)	(0.2)	-	(15.4)
Translation differences	-	(0.5)	-	(3.2)	(0.3)	-	(4.0)
Disposals	-	8.1	71.7	0.2	2.2	-	82.2
of which right-of-use assets	-	5.6	-	-	0.9	-	6.5
of which finance leased assets	-	-	0.3	-	-	-	0.3
Other movements	-	1.0	(3.9)	(0.7)	1.1	-	(2.5)
of which finance leased assets	-	-	0.8	-	-	-	0.8
ACCUMULATED DEPRECIATION AND IMPAIRMENT AT 31 DECEMBER 2021	(1.5)	(733.8)	(8,891.5)	(173.8)	(161.6)	-	(9,962.2)
Carrying amount							
AT 31 DECEMBER 2021	210.2	1,554.1	11,270.8	39.3	49.5	2,192.7	15,316.6
of which right-of-use assets	5.3	40.0	-	-	2.5	-	47.8
of which finance leased assets	-	0.6	21.9	-	1.5	-	24.0
AT 31 DECEMBER 2020	209.2	1,553.7	10,871.9	36.9	39.8	1,848.2	14,559.7
of which right-of-use assets	5.9	58.8	-	-	1.8	-	66.5
of which finance leased assets	-	0.6	25.1	-	1.5	-	27.2
Change	1.0	0.4	398.9	2.4	9.7	344.5	756.9

The category, "Plant and equipment," at 31 December 2021 includes the electricity transmission grid and transformer substations in Italy.

"Property, plant and equipment" is up €756.9 million compared with 31 December 2020, reflecting ordinary movements during the year as a result of:

- capital expenditure of €1,391.9 million during the year (including €1,343.5 million in the Group's Regulated Activities and €48.4 million in Non-regulated Activities, primarily with regard to the private Italy-France and Italy-Austria interconnectors and the re-routing of power lines at the request of third parties;
- the purchase of NTG assets from Acciaierie Arvedi for €5.1 million (May 2021) and from the AGSM group and Dolomiti Energia for €10.5 million (December 2021);
- depreciation for the year of -€589.2 million;
- other changes during the year, resulting in a reduction of €45.4 million, including grants related to assets (primarily in relation projects financed by the Ministry for Economic Development and the EU and the re-routing of power lines at the request of third parties);
- disposals and impairments (down €17.6 million).

A summary of movements in property, plant and equipment during the year is shown below.

	(€m)
Capital expenditure	
- Power lines	789.9
- Transformer substations	494.5
- Other	107.5
Total capital expenditure in property, plant and equipment	1,391.9
Depreciation for the year	(589.2)
Other purchases	15.6
Other changes	(45.4)
Disposals and impairments	(17.6)
Translation differences	2.3
Contribution from newly acquired companies	0.2
Change in scope of consolidation	(0.2)
Balance at 31 December 2020 reclassified to "Discontinued operations and assets held for sale"	(0.7)
TOTAL	756.9

The following information regards work on the principal projects during the year in relation to Regulated Activities: the installation of synchronous compensators (€120.3 million), procurement relating to construction of the Tyrrhenian Link (€70.5 million), a progress on construction of the Paternò-Pantano-Priolo power line (€34.8 million) and the Italy-France interconnector (€15.5 million), extension of the fibre network as part of the "Fiber for the Grid" project (€24.0 million), construction of substation at Vizzini (€17.4 million), construction of the substation at Auronzo in the Upper Bellunese area (€16.5 million) and the Scafati substation for the Sorrento Peninsula interconnector (€11.3 million, with the asset entering service in October 2021), reorganisations in Turin (€13.1 million) and in Naples (€9.8 million) and the grid upgrade in the Foggia-Benevento area (€11.5 million).

14. GOODWILL – €256.5 MILLION

Goodwill regards the Parent Company's acquisition of Terna Rete Italia S.r.l. in previous years, accounted for in the financial statements at a carrying amount of €101.6 million, the acquisition of RTL, with a carrying amount of €88.6 million, the acquisition of Rete S.r.l., with a carrying amount of €26.3 million, the acquisition of TES - Transformer Electro Services by the Tamini Group, with a carrying amount of €13.6 million, and the acquisitions carried out by the parent Company in 2021:

- through the subsidiary, Terna Energy Solutions S.r.l., a 75% interest in LT S.r.l. (LT Group) in October, accounted for at a carrying amount of €24.9 million;
- through the Brugg Group, a 100% interest in Laser TLC S.r.l., accounted for at a carrying amount of €1.5 million.

The increase in this item, amounting to €26.4 million, compared with 31 December 2020 is due to the above acquisitions carried out in 2021, recognised on the provisional basis applicable to business combinations.

Impairment testing

For the purposes of impairment testing, goodwill has been allocated to two cash generating units (CGUs): the first consisting of "Transmission activities" within the Group's Regulated Activities, amounting to €216.5 million, and the second relating to the "Production and commercialisation of transformers", forming part of the Group's Non-regulated Activities, totalling €13.6 million. The business plan of the subsidiary, LT Group, and the projections used by Terna's management at the time of the acquisition foresee strong earnings growth in the coming years.

Disclosures regarding the impairment testing of the goodwill allocated to the Group's "Transmission" CGU are provided below. Measurement of the recoverable value of the goodwill allocated to the transmission activities was based on fair value less costs of disposal. Determination of the carrying amount of the CGU represented by the NTG was based on Terna S.p.A.'s net invested capital at 31 December 2021, appropriately adjusted for the assets and liabilities not falling within the scope of Transmission activities (e.g., Dispatching, Non-regulated and International activities). The recoverable amount was based on fair value after applying an EBITDA multiple to the operating profit of the CGU represented by the NTG. This multiple was calculated at the level of the Company, as the ratio between the enterprise value (the sum of the stock market capitalization and net debt) and the Company's EBITDA. The result obtained is significantly higher than the carrying amount recognised in the financial statements inclusive of goodwill.

The impairment test of the CGU represented by the production and commercialisation of transformers was based on fair value less costs of disposal, determined on the basis of the average EBITDA multiple for the sector. Measurement of the recoverable value was based on estimated fair value applying the EBITDA multiple for 2023, when we expect the impact of the Covid-19 pandemic to have been fully reversed. This multiple was approximately 12.9, the average for a sample of companies operating in the sector. The resulting fair value was then appropriately discounted to present value at the end of 2021. The resulting value is higher than the carrying amount inclusive of goodwill.

15. INTANGIBLE ASSETS – €400.0 MILLION

(€m)

	INFRASTRUCTURE RIGHTS	CONCESSIONS	OTHER ASSETS	ASSETS UNDER DEVELOPMENT AND PREPAYMENTS	TOTAL
Cost	486.3	135.4	508.4	70.5	1,200.6
Accumulated amortisation	(376.6)	(84.9)	(391.3)	-	(852.8)
BALANCE AT 31 DECEMBER 2020	109.7	50.5	117.1	70.5	347.8
Reclassification of the balance at 31 December 2020 to discontinued operations and assets held for sale	-	-	-	(14.2)	(14.2)
Capital expenditure	-	-	0.6	128.2	128.8
Assets entering service	38.9	-	73.8	(112.7)	-
Contribution from newly acquired companies	-	-	3.0	-	3.0
Disposals and impairments	-	-	-	-	-
Amortisation for the year	(18.3)	(5.6)	(42.9)	-	(66.8)
Other movements	-	-	-	1.4	1.4
BALANCE AT 31 DECEMBER 2021	130.3	44.9	151.6	73.2	400.0
Cost	525.2	135.4	587.0	73.2	1,320.8
Accumulated amortisation	(394.9)	(90.5)	(435.4)	-	(920.8)
BALANCE AT 31 DECEMBER 2021	130.3	44.9	151.6	73.2	400.0
Change	20.6	(5.6)	34.5	2.7	52.2

Intangible assets amount to €400.0 million (€347.8 million at 31 December 2020); this item includes:

- the infrastructure used in provision of the dispatching service in Italy accounted for in accordance with “IFRIC 12 – Service Concession Arrangements”. The carrying amount, at 31 December 2021, is €130.3 million for infrastructure in service, whilst the carrying amount of infrastructure under construction, included in the category “Assets under development and prepayments”, is €32.1 million (at 31 December 2020, €109.7 million and €38.1 million, respectively);
- the concession for electricity transmission and dispatching activities in Italy (with a carrying amount of €44.9 million at 31 December 2021); this 25-year concession was recognised in 2005, initially at fair value and subsequently at cost.

Other intangible assets primarily include software applications, either produced internally or purchased as part of systems development programmes, and the contract to provide support services for fibre networks acquired with Rete S.r.l. in 2015 (measured as part of the process of allocating the goodwill acquired by the Terna Group). Capital expenditure in these assets during the year, primarily attributable to the Parent Company (€81.2 million), essentially regard internal development programmes.

The increase compared with the previous year (up €52.2 million) broadly reflects the net effect of capital expenditure (up €128.8 million, including €47.1 million in infrastructure rights), the contribution from the above acquisition of the LT Group (up €3.0 million) and amortisation (down €66.8 million).

Capital expenditure in intangible assets during the year (€128.8 million, including €128.3 million attributable to the Parent Company’s Regulated Activities) included expenditure on the development of software applications for the Remote Management System for Dispatching (€23.5 million), the Power Exchange (€9.8 million), the Metering System (€1.3 million) and for protection of the electricity system (€2.4 million), as well as software applications and generic licences (€78.9 million).

16. DEFERRED TAX ASSETS – €146.6 MILLION

(€m)

	31 DECEMBER 2020	CONTRIBUTION OF NEWLY ACQUIRED COMPANIES	PROVISIONS	USES AND OTHER MOVEMENTS	EFFECTS RECOGNISED IN COMPREHENSIVE INCOME	31 DECEMBER 2021
DEFERRED TAX LIABILITIES						
Property, plant and equipment	(20.6)	-	-	33.0	-	12.4
Other	(40.7)	-	-	4.2	-	(36.5)
Employee benefits and financial instruments	(4.9)	-	-	0.1	(2.3)	(7.1)
Total deferred tax liabilities	(66.2)	-	-	37.3	(2.3)	(31.2)
DEFERRED TAX ASSETS						
Provisions for risks and charges	23.2	-	4.7	(9.7)	-	18.2
Allowance for doubtful accounts	4.6	-	-	(0.1)	-	4.5
Employee benefits	12.3	-	1.7	(4.7)	0.1	9.4
Cash flow hedges and financial assets	67.7	-	-	-	(22.6)	45.1
Tax relief on goodwill	20.8	-	-	(3.0)	-	17.8
Other	49.4	0.1	8.4	25.1	(0.1)	82.9
Total deferred tax assets	178.0	0.1	14.8	7.6	(22.6)	177.9
NET DEFERRED TAX ASSETS	111.8	0.1	14.8	44.8	(24.9)	146.6

The balance of this item, amounting to €146.6 million, includes the net impact of movements in the Group's deferred tax assets and liabilities.

Deferred tax assets (€177.9 million) are in line with the amount at 31 December 2020 (€178.0 million). These assets underwent the following movements during the year:

- net uses that impact profit or loss, totalling down €22.6 million, primarily reflecting the tax effect of movements in cash flow hedges and employee benefits;
- provisions recognised by the subsidiary Rete S.r.l., for the non-deductible portion of book depreciation recognised by the subsidiary (€4.9 million);
- use of the accrued portion recognised in relation to tax relief on the goodwill resulting from the merger of Terna Rete Italia S.r.l. and attributable to the Parent Company (€3.0 million);
- net uses of provisions for risks and charges (€5.0 million), primarily reflecting the impact on taxation of the release of provisions for quality of service (€2.9 million) and uses for early retirement incentives (€3.2 million);
- net provisions and other movements, totalling €33.5 million, primarily regarding the recognition of deferred tax assets revaluations of properties and on other items recognized by the overseas companies.

Deferred tax liabilities (€31.2 million) are up by a net amount of €35.0 million, essentially due to:

- the use of previous provisions for accelerated depreciation at the Parent Company, Terna (down €31.9 million);
- net provisions and other movements of €4.2 million, primarily following the recognition of deferred tax liabilities on other provisions made by the Brugg Group.

17. INVESTMENTS ACCOUNTED FOR USING THE EQUITY METHOD – €76.2 MILLION

This item, amounting to €76.2 million, regards the Parent Company's investments in the associate CESI S.p.A. (€48.2 million), the associate CORESO S.A. (€0.7 million), the associate CGES – CrnoGorski Elektroprenosni Sistem AD (€26.7 million) and in the joint ventures, ELMED Etudes S.a.r.l. (€0.2 million), SEleNe CC S.A. (€0.1 million), and Equigy B.V. (€0.3 million), in which the Company's stake was reduced from 25% to 20% in February 2021, after APG (the Austrian TSO) became the fifth European transmission system operator to enter into partnership with Equigy.

The increase compared with the previous year, totalling €0.4 million, essentially reflects the adjustment of the Group's share of equity at 31 December 2021 in the joint venture, Equigy B.V. (€0.3 million) and in the associate, CORESO S.A. (up €0.1 million).

Financial information for the Terna Group's main associates is provided below:

(€m)

	AT 31 DECEMBER 2021				EQUITY
	NON-CURRENT ASSETS	CURRENT ASSETS	NON-CURRENT LIABILITIES	CURRENT LIABILITIES	
CESI	198	28(*)	25	(*)	106
CORESO	8	5	-	8	5
CGES	248	53	62	41	198
EQUIGY	2	2	-	2	1

(*) The pre-closing amount for 2021 does not provide a breakdown of working capital.

(€m)

	2021		
	REVENUE	PROFIT/(LOSS) BEFORE TAX	PROFIT/(LOSS) FOR THE YEAR
CESI	140	(7)	(8)
CORESO	26	1	1
CGES	76	19	17
EQUIGY	7	2	1

18. FINANCIAL ASSETS

(€m)

	MEASUREMENT	31 DECEMBER 2021	31 DECEMBER 2020	CHANGE
Deposit in the Interconnector Guarantee Fund	Amortised cost	241.4	221.8	19.6
Financial assets under concession	Amortised cost	-	158.2	(158.2)
Fair value hedges	FVTPL	1.6	94.2	(92.6)
Government securities	FVTOCI	23.1	22.5	0.6
Financial assets included in employee benefit plan assets	FVTOCI	21.4	9.7	11.7
Other non-current financial assets	FVTOCI	0.1	1.3	(1.2)
Other investments	FVTOCI	0.1	0.1	-
NON-CURRENT FINANCIAL ASSETS		287.7	507.8	(220.1)
Government securities	FVTOCI	958.5	611.4	347.1
Financial assets deriving from concession rights	Amortised cost	-	17.4	(17.4)
Deferred assets on fair value hedges		4.3	4.5	(0.2)
Other current financial assets		17.8	5.2	12.6
CURRENT FINANCIAL ASSETS		980.6	638.5	342.1

“Non-current financial assets” are down €220.1 million, compared with the previous year, reflecting:

- the balance of assets held for sale at 31 December 2020 (down €158.2 million), regarding the infrastructure operated under concession in Brazil, recognised in application of IFRIC 12;
- a decrease of €92.6 million in fair value hedges used to hedge bond issues. The value of the hedges is measured by discounting expected cash flows using market interest rates at the measurement date;
- an increase in the benefit plan assets attributable to the employees of the Brugg Group (up €11.7 million);
- an increase in the Interconnector Guarantee Fund, set up to fund investment in interconnections by art. 32 of Law 99/09 (up €18.7 million), offset by a reduction in amounts deposited by operators who participate in the capacity market pursuant to Resolution 98/2011/R/eel, as amended (up €0.9 million).

“Current financial assets” are up €342.1 million compared with the previous year, primarily following the purchase of Italian government securities, net of those reaching maturity, amounting to a notional value of €350 million.

19. OTHER ASSETS

	(€m)		
	31 DECEMBER 2021	31 DECEMBER 2020	CHANGE
Loans and advances to employees	10.4	9.6	0.8
Deposits with third parties	6.9	7.5	(0.6)
Other non-current assets	0.2	1.8	(1.6)
OTHER NON-CURRENT ASSETS	17.5	18.9	(1.4)
Other tax credits	11.2	42.2	(31.0)
Prepayments to suppliers	11.0	24.3	(13.3)
Prepayments of operating expenses and accrued operating income	16.8	14.8	2.0
Amounts due from partners selected for Interconnector projects	3.6	3.8	(0.2)
Amounts due from others	40.5	43.2	(2.7)
OTHER CURRENT ASSETS	83.1	128.3	(45.2)

“Other non-current assets” amount to €17.5 million and are down €1.4 million compared with the previous year, after the impact, at 31 December 2020, of assets held for sale (down €3.0 million). This primarily reflects increases in guarantee deposits paid under contracts with public bodies and authorities (up €0.7 million) and in loans to employees (up €0.8 million).

“Other current assets”, totalling €83.1 million are down €45.2 million compared with 31 December 2020, primarily reflecting:

- other tax credits (down €31.0 million), mainly reflecting a reduction in the Group’s refundable VAT (down €25.3 million, including €3.2 relating to VAT attributable to assets held for sale recognised in 2020);
- a reduction in prepayments to suppliers (down €13.3 million), reflecting the balance, at 31 December 2020, of assets held for sale (down €13.2 million);
- an increase in prepaid expenses accruing after 31 December 2021 (up €2.0 million), including €0.7 million in rentals and €0.3 million in the form of insurance premiums;
- amounts due from others (down €2.7 million), broadly attributable to the Parent Company, Terna S.p.A. (down €2.8 million).

20. INVENTORIES – €69.9 MILLION

This item, amounting to €69.9 million, is up €3.5 million compared with the previous year. This primarily reflects materials to be used in contract work by the subsidiary, Brugg Cables (up €9.4 million) and by the LT Group (up €6.7 million), offset by a reduction in materials for use in contract work by the Tamini Group (down €12.3 million).

21. TRADE RECEIVABLES – €2,777.4 MILLION

	31 DECEMBER 2021	31 DECEMBER 2020	CHANGE
Energy-related receivables	2,197.0	844.4	1,352.6
Transmission charges receivables	395.8	200.6	195.2
Other trade receivables	184.6	200.2	(15.6)
TOTAL	2,777.4	1,245.2	1,532.2

(€m)

Trade receivables amount to €2,777.4 million at 31 December 2021 and are accounted for less any losses and recognised in the allowance for doubtful accounts (€33.2 million for energy-related receivables and €16.4 million for other items in 2021, compared with €34.2 million for energy-related items and €17.8 million for other items in 2020, with further details provided in the section “E. Commitments and risks”). The carrying amount shown broadly approximates to fair value.

The measurement of expected credit losses is described in the section, “A. Accounting policies and measurement criteria”.

Energy-related/regulated receivables – €2,197.0 million

This item includes so-called “pass-through items” relating to the Parent Company's activities in accordance with Resolution 111/06 (€2,129.2 million) and receivables due from the users of dispatching services forming part of Regulated Activities (€25.6 million). It also includes the amount due from the Fund for Energy and Environmental Services (*Cassa per i Servizi Energetici e Ambientali - CSEA*) (€42.2 million), relating to quality of service and output-based regulation.

These receivables are up €1,352.6 million compared with the end of 2020, primarily due to:

Pass-through receivables (up €1,331.5 million)

- the Uplift (up €308.8 million) primarily due to the significant increase in the cost of procuring services on the DSM in the last quarter;
- imbalances (up €582.3 million) following the significant increase in energy prices and the impact of this on the conduct of certain market operators;
- the dispatching services market (€189.1 million);
- activity and exchanges on the platforms for providing balancing resources at European level (€103.2 million);

Amounts due from the CSEA (+€22.8 million)

- the recognition of output-based incentives⁴ (€47.9 million);
- a reduction of €25.1 million in the receivable relating to quality of service following the collection of RENS bonus for 2019 and 2020 and recognition of the performance in 2021.

⁴ An efficiency bonus linked to the cost of investment in boosting transmission capacity in 2020 (under Resolution 23/2022), efficiency bonuses for development works completed by 30 September 2020, rewards linked to preparations for the introduction of output-based regulation in 2018 and 2019, the reward for unification of the NTG following the MEGARETI acquisition.

Transmission charges receivable – €395.8 million

Transmission charges receivable, amounting to €395.8 million, represent the amount due to the Parent Company and other grid owners from electricity distributors for use of the National Transmission Grid. The receivable is up €195.2 million compared with 31 December 2020, linked broadly to the impact of:

- revised tariffs and recognition of the accrued amount due as a return on digital substation systems in accordance with ARERA Resolution 565/2020 (totalling €54.7 million);
- factoring transactions completed at the end of the year (€109.6 million);
- discontinued application of the Split Payment regime when invoicing transmission services to certain counterparties following their participation in Group VAT arrangements (€30.9 million).

Other trade receivables – €184.6 million

Other trade receivables primarily regard amounts receivable from customers of the non-regulated business. These amounts derive from the provision of specialist services to third parties, primarily in relation to plant engineering services, the operation and maintenance of high-voltage and very high-voltage infrastructure, and the housing of telecommunications equipment and maintenance services for fibre networks, as well as in relation to contract work carried out by the Tamini Group, the subsidiary, Brugg Cables and the LT Group.

This item is down €15.6 million compared with the previous year, broadly due to the impact of the balance, at 31 December 2020, of assets held for sale (down €78.3 million), partially offset by contract work at the subsidiary, Brugg Cables (up €29.2 million), the Tamini Group's contract work (up €7.4 million) and the recognition of receivables by the LT Group (up €8.9 million). Further increases in receivables are attributable to the Parent Company (up €1.4 million) and the subsidiaries, Terna Rete Italia S.p.A. (up €8.0 million) and Terna Energy Solutions S.r.l. (up €5.6 million).

The following table shows receivables resulting from contract work in progress (€86.4 million), being carried out by the Group under multi-year contracts with third parties:

	PRE- PAYMENTS	VALUE OF CONTRACT	BALANCE AT 31 DECEMBER 2021	PREPAY- MENTS	VALUE OF CONTRACT	BALANCE AT 31 DECEMBER 2020
Receivables resulting from contract work in progress	(447.3)	533.7	86.4	(384.6)	502.8	118.2

(€m)

The Group's receivables resulting from contract work in progress are down €31.8 million, primarily in relation to the impact of the balance, at 31 December 2020, of assets held for sale (down €75.3 million), offset by an increase in contract work at the subsidiary, Brugg Cables (up €35.7 million) and increased contract work carried out by the subsidiary, Terna Rete Italia S.p.A. (up €4.8 million) and Terna Energy Solutions S.r.l. (up €3.0 million).

22. CASH AND CASH EQUIVALENTS – €1,566.8 MILLION

Cash amounts to €1,566.8 million at 31 December 2021, including €1,383.2 million invested short-term readily convertible deposits and €183.6 million deposited in bank current accounts and cash in hand.

23. INCOME TAX ASSETS – €4.8 MILLION

Income tax assets, amounting to €4.8 million, are down €4.9 million compared with the previous year, broadly reflecting the tax asset recognised at the end of 2020 compared with the tax liability recognised in "Tax liabilities" at 31 December 2021, to which reference should be made. This reflects the increase in tax expense for the year after payments on account during the year (essentially due to the increase in pre-tax profit).

Liabilities and Equity

24. EQUITY ATTRIBUTABLE TO OWNERS OF THE PARENT AND NON-CONTROLLING INTERESTS

Equity attributable to owners of the Parent – €4,681.9 million

Share capital – €442.2 million

The Parent Company's share capital consists of 2,009,992,000 ordinary shares with a par value of €0.22 per share.

Legal reserve – €88.4 million

The legal reserve accounts for 20% of the Parent Company's share capital.

Reserve for treasury shares – (€19.5) million

In implementation of the buyback programme linked to the Performance Share Plan 2021-2025, approved by the Annual General Meeting of 30 April 2021, in the period between 31 May 2021 and 23 June 2021, the Parent Company purchased 1,569,292 own shares (equal to 0.078% of the share capital) at a cost of €10.0 million to service the Performance Share Plan 2021-2025.

These shares are in addition to the 1,525,900 own shares purchased by the Company in 2020, at a cost of €9.5 million, in order to service the Performance Share Plan 2020-2023.

As a result, Terna S.p.A. now holds a total of 3,095,192 treasury shares (equal to 0.154% of the share capital), purchased at a cost of €19.5 million, thereby reducing other reserves by this amount.

Other reserves – €614.5 million

The other reserves have increased by €80.2 million compared with the previous year, primarily as a result of other comprehensive income. This reflects:

- fair value adjustments to the Parent Company's cash flow hedges (up €75.3 million, including the related hedging costs of €0.4 million, taking into account the related tax liability of €23.8 million);
- the recognition of actuarial gains and losses on provisions for employee benefits (up €9.6 million, taking into account the related tax expense of €2.2 million);
- fair value adjustments to financial assets represented by government securities (down €3.0 million, after taking into account the related tax asset of €0.9 million).

Other reserves also include the option to purchase the remaining 25% of LT S.r.l. acquired in October (down €7.2 million) and the reserve for share options (up €4.0 million), relating to the incentive plan for the Group's personnel involving the above share-based payments (the Performance Share Plan 2021-2025⁵).

Retained earnings and accumulated losses – €2,964.3 million

The increase in "Retained earnings and accumulated losses", amounting to €252.7 million, primarily regards the remaining portion of the Group's profit for 2020, following the Parent Company's payment of the dividend for 2020 (totalling €541.7 million). This item includes the translation differences resulting from the conversion of financial statements in currencies other than the euro.

⁵ The LTI Plan 2021-2025 involves the grant of the right to the award of a certain number of shares in Terna S.p.A. (Performance Shares) free of charge at the end of a performance period, provided that the performance objectives to which the Plan is linked have been achieved..

Interim dividend for 2021 and the final dividend for 2020

On 10 November 2021, the Company's Board of Directors, having obtained the Independent Auditor's opinion required by article 2433-bis of the Italian Civil Code, decided to pay an interim dividend of 9.82 euro cents per share. The dividend was payable from 24 November 2021, with an ex-dividend date for coupon n. 35 on 22 November 2021. The dividend was paid to the holders of each ordinary share outstanding, with the exception of the amount payable on treasury shares held at the record date of 23 November 2021 (amounting to €303,947.85, which was taken to retained earnings).

The Annual General Meeting of shareholders held on 30 April 2021 approved payment of a dividend for full-year 2020 of 26.95 euro cents per share, and the payment – before any withholdings required by law – of a final dividend of 17.86 euro cents per share, to be added to the interim dividend of 9.09 euro cents already paid on 25 November 2020. The final dividend was payable from 23 June 2021, with an ex-dividend date for coupon 34 of 21 June 2021.

Equity attributable to non-controlling interests – €31.1 million

Equity attributable to non-controlling interests, relating to the non-controlling shareholders of Terna Interconnector S.r.l., SPE Transmissora de energia Linha Verde I S.A., Brugg Cables, ESPERIA-CC S.r.l. and Gruppo LT, amounts to €31.1 million, a reduction of €14.9 million compared with 31 December 2020.

This change primarily reflects the purchase from non-controlling shareholders, on 5 August 2021, of the remaining 30% of Tamini Trasformatori S.r.l. (down €15.9 million), on 26 January 2021, of the remaining 30% of Avvenia the Energy Innovator S.r.l. (down €5.0 million) and the Terna Group's exercise of the call option on the remaining 10% of Brugg HV Cable Manufacturing held by the Brugg Group (down €2.5 million). These reductions were offset by the contribution to equity attributable to non-controlling interests of the acquisition, on 10 October 2021, of LT S.r.l. (up €6.9 million) and share of profit for the period attributable to non-controlling shareholders recognised by Terna Interconnector S.r.l. (€0.4 million), Brugg Cables (€0.3 million), Linha Verde II S.A. (€0.7 million) and the LT Group (€0.2 million).

25. BORROWINGS AND FINANCIAL LIABILITIES

	31 DECEMBER 2021	31 DECEMBER 2020	CHANGE
Bond issues	6,925.6	7,485.7	(560.1)
Bank borrowings	1,909.4	2,374.5	(465.1)
LONG-TERM BORROWINGS	8,835.0	9,860.2	(1,025.2)
Cash flow hedges	83.7	253.8	(170.1)
NON-CURRENT FINANCIAL LIABILITIES	83.7	253.8	(170.1)
SHORT-TERM BORROWINGS	1,947.0	1,002.2	944.8
Bond issues	999.9	1,258.8	(258.9)
Bank borrowings	640.1	129.2	510.9
CURRENT PORTION OF LONG-TERM BORROWINGS	1,640.0	1,388.0	252.0
CURRENT FINANCIAL LIABILITIES	45.8	90.1	(44.3)
TOTAL	12,551.5	12,594.3	(42.8)

Borrowings and financial liabilities are down €42.8 million compared with the previous year to €12,551.5 million.

The reduction in bond issues (down €819.0 million) includes a reduction of €34.4 million attributable to assets held for sale and a decrease of €784.6 million attributable to Terna S.p.A.. The change at Terna S.p.A. essentially reflects repayment of the bond issue launched by Terna S.p.A. in March 2011, totalling €1,250 million, after taking into account the green bond issue launched by Terna on 16 June 2021, with a nominal value of €600 million, described in the paragraph, "Financial resources" in the Report on Operations. The change also reflects the adjustment of the amortised cost of these financial instruments.

The latest official prices at 31 December 2021 and 31 December 2020 for the bonds listed on the Luxembourg Stock Exchange are detailed below:

(€m)			
ISIN	PRICE AT 31 DECEMBER 2021	PRICE AT 31 DECEMBER 2020	PREZZO AL 31.12.2020
bond maturity 2021:	XS0605214336	n.a.**	100.96
bond maturity 2022:	XS1178105851	100.11	101.22
bond maturity 2023*:	XS0328430003	131.79	124.72*
bond maturity 2023:	XS1858912915	101.88	103.19
bond maturity 2024:	XS0203712939	114.02	119.52
bond maturity 2025:	XS2033351995	100.05	101.19
bond maturity 2026:	XS1371569978	104.67	107.90
bond maturity 2026:	XS1980270810	103.30	105.41
bond maturity 2027:	XS1652866002	105.23	109.14
bond maturity 2028:	XS1503131713	103.26	107.28
bond maturity 2029:	XS2357205587	98.89	n.a.**
bond maturity 2030:	XS2237901355	97.17	101.89
bond maturity 2032:	XS2209023402	99.66	105.29

* Source BNP Paribas and Bloomberg.

** Not applicable.

Compared to the previous year, bank borrowings have increased by €45.8 million. This reflects a reduction of €168.7 million relating to assets held for sale and an increase of €214.5 million attributable to Terna SpA, primarily due to as a result of the drawdown of new bank facilities, amounting to €343.0 million, after repayments of existing borrowings.

Long-term borrowings

The following table shows movements in long-term debt during the period, including the nominal amount:

	31 DECEMBER 2020			IMPACT OF IFRS 5 AT 1 JANUARY 2021	REPAYMENTS AND CAPITALISATIONS	DRAW- DOWNS	OTHER	CHANGE IN CARRYING AMOUNT	31 DECEMBER 2021		
	NOMINAL DEBT	CARRYING AMOUNT	FAIR VALUE						NOMINAL DEBT	CARRYING AMOUNT	FAIR VALUE
Bond maturing 2021	1,250.0	1,258.8	1,262.1	-	(1,250.0)	-	(8.8)	(1,258.8)	-	-	-
Bond maturing 2022	1,000.0	999.1	1,012.2	-	-	-	0.8	0.8	1,000.0	999.9	1,001.1
IL bond	579.0	636.3	722.1	-	-	-	(13.4)	(13.4)	594.1	622.9	783.0
Bond maturing 2023	1,000.0	996.4	1,031.9	-	-	-	1.4	1.4	1,000.0	997.8	1,018.8
Bond maturing 2024	800.0	921.1	956.1	-	-	-	(31.3)	(31.3)	800.0	889.8	912.2
Bond maturing 2025	500.0	495.7	506.0	-	-	-	0.9	0.9	500.0	496.6	500.2
Private Placement 2026	80.0	79.2	86.3	-	-	-	0.2	0.2	80.0	79.4	83.7
Bond maturing 2026	500.0	498.2	527.0	-	-	-	0.3	0.3	500.0	498.5	516.5
Bond maturing 2027	1,000.0	1,039.0	1,091.4	-	-	-	(25.3)	(25.3)	1,000.0	1,013.7	1,052.3
Bond maturing 2028	750.0	794.4	804.6	-	-	-	(30.7)	(30.7)	750.0	763.7	774.5
Bonds maturing 2029	-	-	-	-	-	600.0	(3.3)	596.7	600.0	596.7	593.3
Bonds maturing 2030	500.0	495.7	509.5	-	-	-	0.4	0.4	500.0	496.1	485.8
Bonds maturing 2032	500.0	496.2	526.5	-	-	-	(25.8)	(25.8)	500.0	470.4	498.3
Linha Verde II bond issue	34.4	34.4	35.6	(34.4)	-	-	-	(34.4)	-	-	-
Total bond issues	8,493.4	8,744.5	9,071.3	(34.4)	(1,250.0)	600.0	(134.6)	(819.0)	7,824.1	7,925.5	8,219.7
Borrowings	2,459.1	2,454.8	2,454.8	(168.5)	(116.7)	343.0	-	57.8	2,512.6	2,512.6	2,512.6
Lease liabilities	48.9	48.9	48.9	(0.2)	(8.1)	-	(3.7)	(12.0)	36.9	36.9	36.9
Total borrowings	2,508.0	2,503.7	2,503.7	(168.7)	(124.8)	343.0	(3.7)	45.8	2,549.5	2,549.5	2,549.5
Total debt	11,001.4	11,248.2	11,575.0	(203.1)	(1,374.8)	943.0	(138.3)	(773.2)	10,373.6	10,475.0	10,769.2

At 31 December 2021, the Terna Group's has access to additional financing of €3,150.0 million, represented by two revolving credit facilities. In addition, the Group has uncommitted bank credit lines totalling approximately €769 million and approximately €300 million in loans agreed but not yet disbursed.

In addition, as provided for in IFRS 7, the table shows the fair value of borrowings and bond issues. In the case of bond issues, this is market value based on prices at the reporting date, whilst variable rate loans are measured by discounting expected cash flows based on the market interest rate curve at the reporting date.

The following table shows an analysis of bond issues and other borrowings by maturity, showing the related short-term portions.

(€m)													
	MATURITY	31 DECEMBER 2020*	31 DECEMBER 2021*	PORTION FALLING DUE WITHIN 12 MONTHS	PORTION FALLING DUE AFTER 12 MONTHS	2023	2024	2025	2026	2027	AFTER	AVERAGE INTEREST RATE AT 31 DEC 2021	AVERAGE NET INTEREST RATE OF HEDGES AT 31 DEC 2021
Bonds	2021	1,258.8	-	-	-	-	-	-	-	-	-	4.75%	1.29%
	2022	999.1	999.9	999.9	-	-	-	-	-	-	-	0.88%	0.95%
	2023	636.3	622.9	-	622.9	580.8	-	-	-	-	42.1	2.73%	0.43%
	2023	996.4	997.8	-	997.8	1,000.0	-	-	-	-	(2.2)	1.00%	1.14%
	2024	921.1	889.8	-	889.8	-	800.0	-	-	-	89.8	4.90%	0.87%
	2025	495.7	496.6	-	496.6	-	-	500.0	-	-	(3.4)	0.13%	0.32%
	2026	498.2	498.5	-	498.5	-	-	-	500.0	-	(1.5)	1.00%	1.28%
	2026	79.2	79.4	-	79.4	-	-	-	80.0	-	(0.6)	1.60%	1.80%
	2027	1,039.0	1,013.7	-	1,013.7	-	-	-	-	1,000.0	13.7	1.38%	1.50%
	2028	794.4	763.7	-	763.7	-	-	-	-	-	763.7	1.00%	1.15%
	2029	-	596.7	-	596.7	-	-	-	-	-	596.7	0.38%	0.60%
	2030	495.7	496.1	-	496.1	-	-	-	-	-	496.1	0.38%	0.46%
	2032	496.2	470.4	-	470.4	-	-	-	-	-	470.4	0.75%	0.48%
	2044	34.4	-	-	-	-	-	-	-	-	-	-	-
EIB	2042	515.6	854.0	20.5	833.5	20.5	24.6	47.7	47.7	47.7	645.3	0.81%	0.81%
Terna's borrowing	2022	200.0	200.0	200.0	-	-	-	-	-	-	-	(0.01%)	(0.01%)
Difebal's borrowing	2034	33.6	-	-	-	-	-	-	-	-	-	-	-
Total fixed rate		9,493.7	8,979.5	1,220.4	7,759.1	1,601.3	824.6	547.7	627.7	1,047.7	3,110.1		
EIB	2041	1,175.0	1,062.9	112.7	950.2	113.9	115.3	115.3	115.3	115.3	375.1	0.09%	0.73%
Terna's borrowing	2023	400.0	400.0	300.0	100.0	100.0	-	-	-	-	-	(0.01%)	0.02%
Brazilian companies' borrowings	2042	108.1	-	-	-	-	-	-	-	-	-	-	-
Difebal's borrowing	2034	26.8	-	-	-	-	-	-	-	-	-	-	-
Total variable rate		1,709.9	1,462.9	412.7	1,050.2	213.9	115.3	115.3	115.3	115.3	375.1		
TOTAL		11,203.6	10,442.4	1,633.1	8,809.3	1,815.2	939.9	663.0	743.0	1,163.0	3,485.2		

* The balance does not include prepaid fees of €4.3 million at 31 December 2021 and €4.3 million at 31 December 2020.

(€m)

	31 DECEMBER 2020	31 DECEMBER 2021	PORTION FALLING DUE WITHIN 12 MONTHS	PORTION FALLING DUE AFTER 12 MONTHS
Finance leases	0.5	0.9	0.9	-
Operating leases	48.4	36.0	6.0	30.0
TOTAL	48.9	36.9	6.9	30.0

At 31 December 2021, payments on operating leases recognised in application of IFRS 16 amount to €7.8 million.

The total value of the Terna Group's borrowings at 31 December 2021 is €10,442.4 million (€1,633.1 million falling due within 12 months and €8,809.3 million falling due after 12 months), of which €3,485.2 million maturing after five years.

Non-current financial liabilities – €83.7 million

(€m)

	31 DECEMBER 2021	31 DECEMBER 2020	CHANGE
Cash flow hedges	83.7	253.8	(170.1)
TOTAL	83.7	253.8	(170.1)

Non-current financial liabilities, amounting to €83.7 million, reflect the fair value of cash flow hedges at 31 December 2021.

Fair value was measured by discounting the expected cash flows using the market yield curve at the reporting date. The decrease of €170.1 million, compared with 31 December 2020 reflects the change in the market interest rate curve and the change in the notional value of the derivatives portfolio.

Short-term borrowings – €1,947.0 million

"Short-term borrowings" have increased €944.8 million compared with the previous year, due to short-term loans disbursed to the Parent Company.

Current financial liabilities – €45.8 million

Current financial liabilities at 31 December 2021 include the value of net interest expense accrued on financial instruments and not yet paid. This item is down €44.3 million compared with the previous year.

(€m)

	31 DECEMBER 2021	31 DECEMBER 2020	CHANGE
DEFERRED LIABILITIES ON:			
Hedging derivatives	4.9	2.5	2.4
Bond issues	39.9	86.0	(46.1)
Borrowings	1.0	1.6	(0.6)
TOTAL	45.8	90.1	(44.3)

Net debt

Pursuant to the CONSOB Communication of 28 July 2006 and in compliance with Recommendation ESMA no. 32-382-1138 of 2021, the Group's net debt is as follows:

	(€m)
	31 DECEMBER 2021
A. Cash	183.6
B. Cash equivalents*	1,383.2
C. Other current financial assets**	976.3
D. Liquidity (A) + (B) + (C)	2,543.1
E. Current financial liabilities (including debt instruments, but excluding the current portion of non-current financial liabilities)	1,947.0
F. Current portion of non-current debt***	1,681.5
G. Current debt (E+F)	3,628.5
H. Net current debt (G) - (D)	1,085.4
I. Non-current financial liabilities (excluding the current portion and debt instruments)****	1,993.1
J. Debt instruments*****	6,924.0
K. Non-current net debt (I) + (J)	8,917.1
L. Net debt (H) + (K)	10,002.5

* Corresponds with the item, "Cash and cash equivalents" relating to the value of short-term deposits.

** Corresponds with the item, "Current financial assets" relating to the value of government securities (€958.5 million) and the value of the related accrued interest income (€17.8 million).

*** Corresponds with the item, "Current portion of long-term borrowings" relating to the short-term portion of long-term borrowings (€634.1 million), the short-term portion of bond issues (€999.9 million) and the short-term portion of lease liabilities (€6.0 million) and the item, "Current financial liabilities" relating to the value of accrued expenses (€41.5 million).

**** Corresponds with the item, "Long-term borrowings" relating to the value of borrowings (€1,879.4 million) and the long-term portion of lease liabilities (€30.0 million) and the item, "Non-current financial liabilities" relating to the value of derivative liabilities (€83.7 million).

***** Corresponds with the item, "Long-term borrowings" relating to the value of bond issues (€6,925.6 million) and the item, "Non-current financial assets" relating to the value of derivative assets (-€1.6 million).

Default risk and debt covenants

This risk is associated with the possibility that the loan agreements or bond terms and conditions to which the Group is a party may contain provisions that, if certain events occur, authorise counterparties to call in such loans immediately, thereby generating liquidity risk.

Certain long-term loans obtained by the Parent Company, Terna S.p.A., contain covenants that are typical of international practice. The principal covenants relate to:

- the Company's bond issues, which consist of an €800.0 million issue in 2004 and nine issues as part of its EMTN Programme (the "€9.000.000.000 Euro Medium Term Notes Programme");
- bank borrowings, consisting of revolving lines of credit and bilateral term loans ("bank debt");
- a series of loans to the Company from the European Investment Bank (EIB), amounting to a total of €2.2 billion (including €300 million yet to be disbursed).

The main covenants relating to the bond issues and the EMTN Programme involve clauses regarding i) "negative pledges", on the basis of which the Issuer or its Relevant Subsidiaries undertake not to create or maintain mortgages, pledges or other encumbrances on their assets or revenue, to guarantee listed bonds (with the exception of certain "permitted guarantees"); ii) "pari passu", on the basis of which the securities constitute a direct, unconditional and unsecured obligation by the Issuer, ranking equally among them and with at least the same level of seniority as other present and future unsecured and non- subordinated borrowings of the

Issuer; iii) “event of default”, on the basis of which if certain predetermined events occur (e.g., failure to make a repayment, the liquidation of the Issuer, the breach of contractual obligations, a cross-default, etc.) a situation of default is established and the loan is immediately called in. The main covenants relating to bank borrowings involve clauses related to i) negative pledges, on the basis of which the Issuer or the Relevant Subsidiaries undertake not to create or maintain guarantees on their assets to secure borrowings, with the exception of “permitted guarantees”; ii) pari passu on the basis of which the Borrower’s payment obligations in relation to the loan agreements in question are not subordinated to any obligation related to other unsecured and non-subordinated creditors, without prejudice to privileges under the law; iii) “event of default”, on the basis of which if certain predetermined events occur (e.g. failure to make a repayment, serious inaccuracies in documents and/or declarations, insolvency, business discontinuation, substantially prejudicial effects, the breach of contractual obligations, including pari passu conditions, a cross-default, etc.) a situation of default is established and the loan is immediately called in; iv) accelerated repayment should the rating fall below investment grade (BBB-) for the majority of rating agencies or should the Company cease to be rated by at least one agency. The main covenants related to the EIB loans involve clauses related to i) negative pledges, on the basis of which the Company cannot create encumbrances, with the exception of encumbrances granted in relation to borrowings below given amounts and under contractually specified circumstances; ii) the provision to the Bank, at its request, of new guarantees should ratings below BBB/Baa2 be assigned by two ratings agencies out of three, or in the event that all of the agencies cease to publish ratings; iii) pari passu, on the basis of which the Company ensures that payment obligations rank equally with those related to all other unsecured, non-subordinated creditors; iv) cases of contract termination/application of the call provision/withdrawal (e.g. failure to make a repayment, serious inaccuracies in documents and/or declarations, insolvency, events that have a negative impact on financial commitments made by the Company, extraordinary administration, liquidation, substantial prejudicial changes, the breach of contractual commitments, etc.); v) accelerated loan payment following the occurrence of given events (e.g. change of control over the Company, loss of the concession, extraordinary corporate events, etc.).

26. EMPLOYEE BENEFITS – €60.8 MILLION

The Group provides its employees with benefits during their period of employment (loyalty bonuses), on termination of employment (TFR, additional months’ pay and payment in lieu of notice) and after termination in the form of post-employment benefits (ASEM health cover).

Loyalty bonuses are payable to the Group’s employees and senior managers once certain requirements have been met regarding length of service (on completing 25 and 35 years of service).

Termination benefits (TFR) are payable to all employees, whilst employees hired by 30 June 1996 receive energy discounts, senior managers recruited or appointed before 28 February 1999 receive payment in lieu of notice and employees (blue-collar workers, office staff and middle managers) employed prior to 24 July 2001 are due additional months’ pay on termination.

Post-employment benefits consist of a form of supplementary health cover in addition to that provided by the Italian national health service, as provided for in the national collective contract for industrial managers (the ASEM health plan).

The following table shows the composition of provisions for TFR and other employee benefits and movements during the year ended 31 December 2021:

(€m)

	31 DECEMBER 2020	CONTRIBUTION FROM NEWLY ACQUIRED COMPANIES	PROVISIONS	USES AND OTHER MOVEMENTS	ACTUARIAL GAINS/ (LOSSES)	31 DECEMBER 2021
Benefits during the period of employment						
Loyalty bonuses and other incentives	4.7	-	0.8	(0.5)	-	5.0
Total	4.7	-	0.8	(0.5)	-	5.0
Termination benefits						
Deferred compensation benefits (TFR)	35.9	0.8	0.1	(2.4)	1.2	35.6
Energy discounts	3.6	-	-	(0.2)	(0.2)	3.2
Additional months' pay	5.8	-	0.2	(0.5)	0.1	5.6
Payment in lieu of notice and other similar	0.1	0.5	-	(0.1)	-	0.5
Total	45.4	1.3	0.3	(3.2)	1.1	44.9
Post-employment benefits						
ASEM health plan	11.6	-	0.5	(0.5)	(0.7)	10.9
Total	11.6	-	0.5	(0.5)	(0.7)	10.9
TOTAL	61.7	1.3	1.6	(4.2)	0.4	60.8

This item, amounting to €60.8 million at 31 December 2021, is down €0.9 million compared with the previous year. This is primarily attributable to net uses and other movements (down €2.6 million, above all for TFR and the additional months' pay), relating essentially to employees who have opted to take part in the generational turnover plan launched in 2019, partly offset by the contribution from termination benefits deriving from the acquisition of the LT Group (€0.5 million) and Laser TLC S.r.l. by the Brugg Group (€0.8 million).

The following table shows the current service cost and interest income and expense.

(€m)

	LOYALTY BONUSES AND OTHER INCENTIVES	TFR	ADDITIONAL MONTHS' PAY	ASEM	TOTAL
Net impact recognised in profit or loss					
- current service cost	0.8	0.1	0.2	0.5	1.6
- curtailment (revenue) and other costs	-	-	(0.2)	-	(0.2)
TOTAL RECOGNISED IN PROFIT OR LOSS	0.8	0.1	-	0.5	1.4

Revaluation of the net liability for employee benefits is shown in the following table, which provides details of the type of actuarial gain or loss recognised in other comprehensive income.

(€m)

	TFR	ADDITIONAL MONTHS' PAY	ENERGY DISCOUNTS	ASEM	TOTAL
Actuarial gain/losses					
- based on past experience	0.7	0.2	(0.1)	0.6	1.4
- due to changes in discount rate	0.5	(0.1)	(0.1)	(1.3)	(1.0)
TOTAL IMPACT ON COMPREHENSIVE INCOME	1.2	0.1	(0.2)	(0.7)	0.4

Finally, the following tables show the main actuarial assumptions applied, a sensitivity analysis of movements in the assumptions and the payment schedule for the plan. In line with 2020, the interest rate used to determine the present value of the obligation was calculated on the basis of the yield on the Iboxx Eurozone Corporates AA index at 31 December 2021, matching the duration of the relevant group of plan participants.

(€m)

	LOYALTY BONUSES AND OTHER INCENTIVES	TFR	ADDITIONAL MONTHS' PAY	PAYMENT IN LIEU OF NOTICE AND OTHER SIMILAR	ENERGY DISCOUNTS	ASEM HEALTH COVER
Discount rate	0.98%	0.98%	0.29%	0.29%	0.44%	0.98%
Inflation rate	1.75%	1.75%	-	1.75%	-	2.70%
Duration (in years)	17.49-20.36	8.09-24.29	5.26-5.41	4-6.6	6.67-7.32	17.04-20.55

(€m)

	LOYALTY BONUSES AND OTHER INCENTIVES	TFR	ADDITIONAL MONTHS' PAY	ENERGY DISCOUNTS	ASEM HEALTH COVER	TOTAL
Discount rate +0.25%	4.3	11.4	5.3	3.1	13.4	37.5
Discount rate -0.25%	4.3	11.8	5.4	3.3	14.5	39.3
Inflation rate +0.25%	4.4	11.8	n/a	n/a	n/a	16.2
Inflation rate -0.25%	4.3	11.4	n/a	n/a	n/a	15.7
Annual rate of increase in health costs +3%	n/a	n/a	n/a	n/a	14.2	14.2
Annual rate of increase in health costs -3%	n/a	n/a	n/a	n/a	13.6	13.6

(€m)

	LOYALTY BONUSES AND OTHER INCENTIVES	TFR	ADDITIONAL MONTHS' PAY	PAYMENT IN LIEU OF NOTICE AND OTHER SIMILAR	ENERGY DISCOUNTS	ASEM HEALTH COVER	TOTAL
By the end of 2022	0.3	0.9	1.7	-	0.6	0.9	4.4
By the end of 2023	0.1	0.9	0.5	-	0.2	1.0	2.7
By the end of 2024	0.4	0.8	0.4	-	0.2	1.0	2.8
By the end of 2025	0.3	1.2	0.4	-	0.3	1.1	3.3
By the end of 2026	0.2	1.1	0.6	-	0.2	1.3	3.4
After 5 years	3.7	30.7	2.0	0.5	1.7	5.6	44.2
TOTAL	5.0	35.6	5.6	0.5	3.2	10.9	60.8

27 – PROVISIONS FOR RISK AND CHARGES – €134.2 MILLION

(€m)

	PROVISIONS FOR LITIGATION AND DISPUTES	PROVISIONS FOR SUNDRY RISKS AND CHARGES	PROVISIONS FOR EARLY RETIREMENT INCENTIVES	TOTAL
Amount at 31 December 2020	19.7	121.7	30.0	171.4
Provisions	3.9	20.6	3.0	27.5
Uses and other movements	(5.7)	(48.0)	(11.0)	(64.7)
Amount at 31 December 2021	17.9	94.3	22.0	134.2

Provisions for litigation and disputes – €17.9 million

These provisions, set aside to cover outstanding liabilities that, at the end of the year, could result from court judgements and out-of-court settlements regarding the activities of Group companies, have been assessed partly on the basis of recommendations from internal and external legal advisors. The balance at 31 December 2021, amounting to €17.9 million, primarily regards disputes involving the Parent Company in relation to the payment of damages relating to operation and maintenance, requests for compensation for easements and labour and social security disputes. This is down €1.8 million compared with the previous year as a result of lower net provisions during the year.

Provisions for sundry risks and charges – €94.3 million

These provisions amount to €94.3 million at 31 December 2021 and essentially regard liabilities associated with urban and environmental restoration projects, regulation of the quality of the electricity service, staff incentive plans, right-of-way fees and tax-related aspects.

These provisions are down by a net €27.4 million, compared with the previous year reflecting:

- the net use of €9.1 million in provisions made in the previous year for urban and environmental restoration schemes;
- a net reduction of €6.5 million relating to staff incentive plans;
- a net reduction of €4.9 million in provisions linked to regulation of the quality of the electricity service (the mitigation and sharing mechanism introduced by ARERA Resolution 653/2015/R/eel) which, after provisions for estimated penalties linked to outages during the year, reflects payments to distribution companies and releases following final determination of the penalties due to previous years;
- the net uses of €6.7 million relating to tax liabilities.

Provisions for early retirement incentives – €22.0 million

Provisions for early retirement incentives reflects the estimated extraordinary expenses to be incurred in relation to the cost of the scheme for the year, linked to the early retirement of Group employees who have reached pensionable age and where the Group has an obligation. This item has decreased by a net €8.0 million, reflecting payments during the year in relation to the existing plan for generational turnover.

28. OTHER NON-CURRENT LIABILITIES – €884.8 MILLION

This item, amounting to €884.8 million at 31 December 2021, regards accrued grants related to assets receivable by the Parent Company (€74.6 million), in addition to payments on account received in relation to construction of the private Italy-Montenegro, Italy-France and Italy-Austria Interconnectors (totalling €558.3 million).

This item also includes the guarantee deposits received from operators participating in the capacity market in accordance with Resolution 98/2011/R/eel (€117.4 million), in addition to the Interconnector Guarantee Fund set up by Terna S.p.A. following the issue of the 2016 Stability Law (€127.3 million), in order to fund investment in interconnections by art. 32 of Law 99/09.

The increase in this item compared with the previous year, amounting to €48.1 million, essentially reflects the increase in the Interconnector Guarantee Fund (up €20.0 million) and in payments on account received from the entities financing the private Italy-Austria (up €29.5 million), Italy-France (up €2.3 million) and Italy-Montenegro (up €2.4 million) Interconnectors, after a reduction in deferred income relating to grants related to assets receivable by the Parent Company (down €5.1 million) and an increase in guarantee deposits received from operators participating in the capacity market in accordance with Resolution 98/2011/R/eel, as amended, after definition of each party's committed capacity (up €0.9 million).

29. CURRENT LIABILITIES

	(€m)		
	31 DECEMBER 2021	31 DECEMBER 2020	CHANGE
Short-term borrowings*	1,947.0	1,002.2	944.8
Current portion of long-term borrowings*	1,640.0	1,388.0	252.0
Trade payables	3,275.6	2,217.3	1,058.3
Tax liabilities	28.1	-	28.1
Current financial liabilities*	45.8	90.1	(44.3)
Other current liabilities	453.4	333.1	120.3
TOTAL	7,389.9	5,030.7	2,359.2

* Information on these items is provided in note 25, "Borrowings and financial liabilities".

TRADE PAYABLES – €3,275.6 MILLION

	(€m)		
	31 DECEMBER 2021	31 DECEMBER 2020	CHANGE
Suppliers:			
- Energy-related payables	2,353.5	1,199.1	1,154.4
- Non-energy-related payables	883.8	997.1	(113.3)
Amounts due to associates	9.4	8.8	0.6
Payables resulting from contract work in progress	28.9	12.3	16.6
TOTAL	3,275.6	2,217.3	1,058.3

Suppliers

Energy-related/regulated payables – €2,353.5 million

The increase of €1,154.4 million in this item compared with the end of 2020 essentially reflects energy-related pass-through payables (€1,155.6 million). This is primarily due to:

- an increase in payables linked to DSM transactions and services (€492.4 million) due to rising commodity prices;
- an increase in payables due to imbalances (€258.5 million);
- an increase in payables linked to plants that are essential for the security of the electricity system – UEES (€175.1 million) after payments ordered by ARERA in 2021⁶;
- an increase in amounts payable in the form of capacity payments (€18.3 million), after payments made during 2021⁷.

⁶ ARERA ordered payments to the owners of essential plants in the following resolutions: n. 9-20-30-42-52-67-94-95-118-203-475-476-481-482-499-500-518-519-520-543-544-545-564-565/2021.

⁷ In Resolution 437/2019, the regulator also ordered the settlement of capacity payments for 2021.

Non-energy related payables

The exposure to suppliers regards invoices received and to be received for contract work, services and purchases of materials and equipment.

The balance at 31 December 2021 (€883.8 million) is down €113.3 million on the previous year, largely due to increased capital expenditure towards the end of the year (primarily by the subsidiary, Terna Rete Italia S.p.A., down €119.0 million), offset by an increase in payables at the Tamini Group (up €7.9 million).

Amounts due to associates

This item, amounting to €9.4 million, is up €0.6 million on the previous year, and regards amounts payable to the associate CESI S.p.A., for services provided primarily to the Parent Company (€0.9 million) and to the subsidiary Terna Rete Italia S.p.A. (€7.9 million), relating to electro technical studies and research.

Payables resulting from contract work in progress

Payables resulting from contract work in progress, amounting to €28.9 million at 31 December 2021, are up €16.6 million on the figure for 31 December 2020 (€12.3 million), essentially reflecting contract work in progress at the subsidiary, Brugg Cables (up €16.4 million).

This item breaks down as follows.

							(€m)
	PREPAYMENTS	VALUE OF CONTRACT	BALANCE AT 31 DECEMBER 2021	PREPAYMENTS	VALUE OF CONTRACT	BALANCE AT 31 DECEMBER 2020	
Contract work in progress	(166.2)	137.3	(28.9)	(118.9)	106.6	(12.3)	

The carrying amount of trade payables broadly approximates to fair value.

The commitments assumed by the Group towards suppliers amount to approximately €2,337.3 million and regard purchase commitments linked to the normal "operating cycle" projected for the period 2022-2026.

TAX LIABILITIES – €28.1 MILLION

At 31 December 2021, this item amounts to €28.1 million, compared with net tax assets at the end of the previous year, reflecting an increase in tax payable for the period after payments on account paid during the year (essentially due to the increase in pre-tax profit).

OTHER CURRENT LIABILITIES – €453.4 MILLION

				(€m)
	31 DECEMBER 2021	31 DECEMBER 2020	CHANGE	
Prepayments	91.4	59.7	31.7	
Other tax liabilities	38.5	11.4	27.1	
Social security payables	26.0	24.7	1.3	
Amounts due to personnel	53.5	47.0	6.5	
Other amounts due to third parties	244.0	190.3	53.7	
TOTAL	453.4	333.1	120.3	

Prepayments

This item (€91.4 million) regards grants related to assets collected by the Group (€87.7 million attributable to the Parent Company, €1.5 million to Rete S.r.l. and €2.2 million to Terna Rete Italia S.p.A.) to fund the construction of non-current assets in progress at 31 December 2021. Compared with the balance at 31 December 2020 (€59.7 million), this item is up €31.7 million, essentially due to the net impact of grants deducted directly from the carrying amount of the related assets, totalling €41.1 million, and new prepayments received from third parties.

Other tax liabilities

Other tax liabilities, amounting to €38.5 million, are up €27.1 million compared with the previous year. This primarily reflects the increase in VAT payable by the Group (up €29.4 million).

Social security payables

Social security payables, essentially relating to contributions payable to INPS (the National Institute of Social Security) by the Parent Company and the subsidiary, Terna Rete Italia S.p.A., amount to €26.0 million. The figure is up €1.3 million compared with the previous year, broadly due to increased contributions payable on staff incentives (up €0.4 million). This item also included the amount payable to the *Fondo Previdenza Elettrici – F.P.E.* (the Electricity Industry Pension Fund), amounting to €2.6 million (€2.9 million at 31 December 2020).

Amounts due to personnel

Amounts due to personnel, amounting to €53.5 million, essentially regard the Parent Company and the subsidiary Terna Rete Italia S.p.A.. They primarily relate to:

- incentives payable in the subsequent year (€33.0 million);
- amounts due to employees in the form of accrued and unused annual leave and bank holiday entitlements (€15.0 million);
- benefits payable to personnel leaving the Company by 31 December 2021 (€3.1 million).

The item is up €6.5 million, primarily due to an increase in amounts payable to personnel who have opted to take part in the current generational turnover plan payable to personnel in the following year (up €3.9 million) and an increase in amounts due to employees in the form of accrued and unused annual leave and bank holiday entitlements to be settled (up €1.4 million).

Other payables due to third parties

Other payables due to third parties, amounting to €244.0 million, primarily regard guarantee deposits (€170.4 million) received from electricity market operators to guarantee their contractual obligations under dispatching and virtual interconnection contracts. This item also includes the potential liabilities attributable to the subsidiary, Brugg Cables, arising from the Purchase Price Allocation (€33.0 million, covered by an insurance policy) and resulting from ongoing litigation regarding a number of contracts with Colombian counterparties, and deferred income (€19.8 million, primarily attributable to the Group's non-regulated business). This item is up by a total of €53.7 million, essentially due to an increase in guarantee deposits collected during the year, totalling €49.1 million, an increase in dividends payable (up €9.1 million), the recognition of potential liabilities attributable to the new subsidiary, the LT Group (up €3.8 million) and to the Tamini Group (up €2.4 million). This was partially offset by payment to RFI of the refund received from the tax authority in 2019 (down €13.4 million) in connection with the acquisition of Rete S.r.l (December 2015).

30. DISCONTINUED OPERATIONS AND ASSETS HELD FOR SALE

The items, "Discontinued operations and assets held for sale" and "Liabilities related to discontinued operations and assets held for sale" included the assets and liabilities that make up the net assets attributable to the companies included in the potential sale of the Group's Latin American assets: the Company's four subsidiaries in Brazil, Terna Perú and the Uruguayan company Difebal S.A.. A Preferred Bidder has been selected and, on 20 December 2021, a Memorandum of Understanding (MoU) was signed. This sets out the terms and conditions for the potential transaction and an "exclusivity period" to enable due diligence activities to take place before submission of a binding offer.

The transaction has resulted in the reclassification, as required by IFRS 5, of the consolidated net assets attributable to the Brazilian companies, SPE Santa Lucia Transmissora de Energia S.A., SPE Santa Maria Transmissora de Energia S.A., SPE Transmissora de Energia Linha Verde II S.A. and SPE Transmissora de Energia Linha Verde I S.A., the Peruvian company, Terna Perú S.A.C., and the Uruguayan company, Difebal S.A..

(€m)

ASSETS	31 DECEMBER 2021
Property, plant and equipment	2.3
Intangible assets	16.8
Deferred tax assets	5.7
Non-current financial assets	187.3
Other non-current assets	3.1
Inventories	19.3
Trade receivables	83.6
Current financial assets	20.6
Cash and cash equivalents	39.4
Income tax assets	2.9
Other current assets	11.6
Impairment recognised on remeasurement of fair value less costs to sell	(17.1)
TOTAL ASSETS HELD FOR SALE	375.5

(€m)

LIABILITIES	31 DECEMBER 2021
Long-term borrowings	179.2
Deferred tax liabilities	32.1
Non-current financial liabilities	1.4
Current portion of long-term borrowings	40.8
Trade payables	2.5
Tax liabilities	0.8
Current financial liabilities	0.4
Other current liabilities	0.6
TOTAL LIABILITIES RELATED TO ASSETS HELD FOR SALE	257.8
TOTAL NET ASSETS HELD FOR SALE	117.7
<i>Amounts included in OCI:</i>	
Foreign currency translation reserve	(27.4)
CFH reserve	(1.0)
Total reserves related to assets classified as held for sale	(28.4)

Net assets held of sale, amounting to €117.7 million at 31 December 2021, primarily regard investment in the infrastructure operated under concession in Brazil and the amount due from third parties for the contract in Uruguay, partly offset by loans.

Cash flow

The following statement of cash flows shows cash flows attributable to the Latin American assets held for sale:

	(€m)	
	CASH FLOW 2021	CASH FLOW 2020
Operating cash flow	(12,2)	27,0
Cash flow for investing activities	(31,4)	9,0
Cash flow from financing activities	13,9	15,2
Cash flow for the year attributable to discontinued operations and assets held for sale	(29,8)	51,2

Operating cash outflow attributable to the Latin American assets amounts to €12.2 million, primarily reflecting the adjustment to the value of the net assets held for sale recognised in application of IFRS 5.

Cash flow for investing activities, amounting to €31.4 million, primarily regards investment in the infrastructure operated under concession in Brazil.

Cash flow from financing activities (€13.9 million) primarily reflects the change in net debt attributable to assets held for sale necessary to finance construction services in Brazil.

E. Commitments and risks

Risk management

The Group's financial risk

In the course of its operations, the Terna Group is exposed to different financial risks: market risk, liquidity risk and credit risk.

This section provides information regarding the Terna Group's exposure to all the above risks, along with a presentation of the objectives, policies and processes for managing those risks and the methods used to assess them, with further quantitative disclosures concerning the separate financial statements for 2021.

The Group's risk management policies seek to identify and analyse the risks that Group companies are exposed to, establishing appropriate limits and controls and monitoring the risks and compliance with such limits. These policies and the related systems are reviewed on a regular basis, in order to take account of any changes in market conditions or in the companies' operations.

The Terna Group's exposure to the aforementioned risks is substantially represented by the exposure of the Parent Company.

As a part of the financial risk management policies approved by the Board of Directors, Terna has established the responsibilities and operating procedures for financial risk management, specifically as concerns the instruments to be used and the precise operating limits to apply in managing them.

(€m)

	31 DECEMBER 2021			31 DECEMBER 2020		
	AMORTISED COST	FAIR VALUE	TOTAL	AMORTISED COST	FAIR VALUE	TOTAL
Assets						
Derivative financial instruments	-	1.6	1.6	-	94.2	94.2
Cash on hand and government securities	1,566.8	958.5	2,525.3	2,689.0	611.4	3,300.4
Trade receivables	2,777.4	-	2,777.4	1,245.2	-	1,245.2
TOTAL	4,344.2	960.1	5,304.3	3,934.2	705.6	4,639.8

(€m)

	31 DECEMBER 2021			31 DECEMBER 2020		
	AMORTISED COST	FAIR VALUE	TOTAL	AMORTISED COST	FAIR VALUE	TOTAL
Liabilities						
Borrowings	10,475.0	-	10,475.0	11,248.2	-	11,248.2
Derivative financial instruments	-	83.7	83.7	-	253.8	253.8
Trade payables	3,275.6	-	3,275.6	2,217.3	-	2,217.3
TOTAL	13,750.6	83.7	13,834.3	13,465.5	253.8	13,719.3

Market risk

Market risk is the risk that the fair value or future cash flows of a financial instrument may fluctuate as a result of changes in financial market conditions. Market risk includes three types of risk: exchange rate risk, interest rate risk and inflation risk.

Risk management must be performed with the objective of minimising the related risks by selecting counterparties and instruments compatible with the Company's Risk Management Policy. Speculative activity is not form part of the Parent Company's activities.

The Terna Group seeks to adopt a dynamic approach to financial risk management. This approach is characterised by risk aversion, aimed at minimising risk through continuous monitoring of financial markets in order to obtain new financing and conclude hedging transactions in favourable market conditions. The dynamic approach enables the Group to intervene in order to improve existing hedges should there be a change in market conditions or changes in the hedged item, making the hedges inappropriate or excessively costly.

The fair value of financial instruments is determined in accordance with the fair value hierarchy envisaged under IFRS 7 (Level 2), by means of appropriate valuation techniques for each category of financial instrument, using market data at the closing date (such as interest rates, exchange rates and volatility) and discounting projected cash flows on the basis of the market yield curve at the reporting date.

Interest rate risk

Interest rate risk is represented by the uncertainty associated with interest rate fluctuations. This is the risk that a change in market interest rates may produce effects on the fair value or future cash flows of financial instruments.

In the course of its operations, the Group is exposed to the risk of fluctuations in interest rates. Its main source of interest rate risk is associated with its borrowings and the related hedges in the form of derivative instruments that generate financial expenses. The borrowing strategy

focuses on long-term borrowings, whose term reflects the useful life of the Group's assets. It pursues an interest rate risk hedging policy that aims to guarantee that percentage of debt represented by fixed rate liabilities is at least 40%, as provided for in the relevant policies. At the end of 2021, 91% of the Group's is fixed rate.

At 31 December 2021, interest rate risk is hedged by cash flow hedges, which hedge the risk connected with movements in interest rates relating to long-term borrowings.

Below are the notional amounts and fair values of the derivative financial instruments entered into by the Terna Group

(€m)						
	31 DECEMBER 2021		31 DECEMBER 2020		CHANGE	
	NOTIONAL	FAIR VALUE	NOTIONAL	FAIR VALUE	NOTIONAL	FAIR VALUE
Fair value hedges	1,700.0	1.6	1,600.0	94.2	100.0	(92.6)
Cash flow hedges	3,241.0	(83.7)	4,079.9	(253.8)	(838.9)	170.1

The notional amount of outstanding cash flow hedges at 31 December 2021, amounting to €3,241.0 million, breaks down as follows:

- €300.0 million (fair value loss of €0.1 million) maturing 2022;
- €100.0 million (fair value gain of €0.1 million) maturing 2023;
- €641.0 million (fair value gain of €2.3 million) maturing 2024;
- €1,100.0 million (fair value loss of €47.0 million) maturing 2027;
- €1,100.0 million (fair value loss of €39.0 million) maturing 2028.

The notional amount of fair value hedges at 31 December 2021, amounting to €1,700.0 million, breaks down as follows:

- €450.0 million (fair value gain of €8.1 million) maturing 2027;
- €750.0 million (fair value gain of €19.7 million) maturing 2028;
- €500.0 million (fair value loss of €26.2 million) maturing 2032.

Sensitivity to interest rate risk

As regards the management of interest rate risk, following the restructuring of its portfolio, Terna has floating-to-fixed interest rate swaps (cash flow hedges) in place to hedge the risk associated with expected future cash flows.

Since the hedging relationship between the derivative and the hedged item is formally documented and the effectiveness of the hedge, as verified initially and periodically over its life, is high, the Company has elected to use hedge accounting to ensure a perfect match between the maturities of the hedge and the hedged item. The aim of hedge accounting is to recognise the effects of the hedges and the hedged items in profit or loss at the same time. Accordingly, in the case of cash flow hedges, changes in the fair value of the derivative must be recognised in "Other comprehensive income" (recognising any ineffective portion immediately through profit or loss) and then recycled through profit or loss in the same period in which the cash flows of the hedged instrument materialise. The characteristics of cash flow hedges mirror those of the underlyings, with the timing of the related cash flows matching the timing of interest payments on the debt, without changes in fair value having any impact on profit or loss.

The following table reports the amounts recognised through profit or loss and in “Other comprehensive income” for positions that are sensitive to changes in interest rates, in addition to the theoretical value of the positions following a positive or negative shift in the yield curve and the differential impact of such changes recognised through profit or loss and in “Other Comprehensive Income”. A hypothetical 10% movement in interest rates with respect to market interest rates at the reporting date was assumed:

	PROFIT OR LOSS			COMPREHENSIVE INCOME		
	CURRENT RATES +10%	CURRENT AMOUNTS	CURRENT RATES	CURRENT RATES +10%	CURRENT AMOUNTS	CURRENT RATES
31 December 2021						
Positions sensitive to interest rate variations (FVHs, bond issues, CFHs)	1.4	1.3	1.2	169.5	167.7	165.9
<i>Hypothetical change</i>	<i>0.1</i>		<i>(0.1)</i>	<i>1.8</i>		<i>(1.8)</i>
31 December 2020						
Positions sensitive to interest rate variations (FVHs, bond issues, CFHs)	(4.0)	(4.1)	(4.2)	(85.1)	(93.4)	(101.7)
<i>Hypothetical change</i>	<i>0.1</i>	<i>-</i>	<i>(0.1)</i>	<i>8.3</i>	<i>-</i>	<i>(8.3)</i>

Regulators around the world have launched a reform of IBOR (Interbank Offered Rates), which are used as the benchmark for most financial instruments sold throughout the world, with the aim of restoring confidence in the benchmark. In view of the high degree of uncertainty over the timing of the reform during the transition phase, the Group is continuing to closely monitor the market and the results produced by the various working groups overseeing the transition to the new benchmark rates, including announcements made by regulators regarding the transition from LIBOR to SOFR (Secured Overnight Financing Rate) and from EURIBOR to ESTER (Euro Short-term Rate). Management is aware of the associated risks and, for this reason, the Group plans to complete the transition in step with the change in the related legislation. At the same time, all the new financial contracts contain fallback provisions governing the transition period.

Inflation risk

As regards inflation risk, the rates established by the regulator to provide a return on Terna S.p.A.'s activities are determined so as to cover the allowed costs. Such cost components are updated on an annual basis to take into account the impact of inflation. Having used an inflation-linked bond issue in 2007, the Company has put in place an effective hedge of net income; in fact, any decrease in expected revenue due to a decrease in the inflation rate would be offset by lower financial expenses.

Exchange rate risk

The management of exchange rate risk must aim to protect a company's earnings from the risk of currency fluctuations by keeping a close eye on market movements and constantly monitoring the existing exposures. In managing this risk, Terna from time to time selects hedging instruments with structures and durations matching the Group's exchange rate exposure. The instruments used by Terna are of limited complexity, highly liquid and easy to price, such as forwards and options. Such contracts have a notional amount and maturity date less than or equal to that of the underlying financial liability, or the expected cash flows, so that any change in the fair value and/or estimated cash flows deriving from a rise or fall in the euro against other currencies is fully offset by a corresponding change in the fair value and/or estimated cash flows of the underlying position.

At 31 December 2021, the Group's exposure to the impact of exchange rate risk on its profit or loss is residual and linked to foreign currency cash flows from the subsidiaries, Tamini and Brugg.

Liquidity risk

Liquidity risk is the risk that the Terna Group might encounter difficulty in discharging its obligations in respect of its financial liabilities and operating cycle. Liquidity risk management seeks to ensure adequate coverage of borrowing requirements by obtaining adequate credit lines and appropriate management of any surplus liquidity. At 31 December 2021, the Terna Group has available short-term credit facilities of approximately €769 million (out of total facilities of approximately €1,216 million), revolving credit facilities of €3,150 million and facilities agreed but yet to be disbursed, totalling approximately €300 million.

Credit risk

Credit risk is the risk a customer or one of the counterparties to a transaction in financial instruments could cause a financial loss by failing to discharge an obligation. It is mainly generated by the Group's trade receivables and financial investments.

The credit risk originated by open positions on transactions in derivatives is considered to be marginal since the counterparties, in compliance with the financial risk management policies adopted, are leading international banks with high ratings.

Terna provides its services essentially to counterparties considered solvent by the market, and therefore with a high credit standing, and does not have high concentrations of credit risk.

Credit risk management is driven by the provisions of ARERA Resolution 111/06, which, in art. 49, introduced instruments designed to limit the risks related to the insolvency of dispatching customers, both on a preventive basis and in the event of an actual insolvency. In particular, the Resolution establishes three instruments to safeguard the electricity market: a guarantee system (bank guarantees provided by individual dispatching customers, based on their turnover); the option of terminating dispatching contracts (in the event of insolvency or failure to replace enforced guarantees); and, finally, the possibility of recovering uncollected debts, after having taken all other possible collection actions, through a specific fee to be fixed by ARERA.

The following table summarises the exposure to such risk at the reporting date:

	(€m)		
	31 DECEMBER 2021	31 DECEMBER 2020	CHANGE
Fair value hedges	1.6	94.2	(92.6)
Cash and cash equivalents	1,566.8	2,689.0	(1,122.2)
Trade receivables	2,777.4	1,245.2	1,532.2
TOTAL	4,345.8	4,028.4	317.4

The total value of the exposure to credit rate risk at 31 December 2021 is represented by the carrying amount of trade receivables, cash and cash equivalents and investments.

The following tables provide qualitative information on trade receivables regarding the geographical distribution and type of customer.

GEOGRAPHICAL DISTRIBUTION

	(€m)	
	31 DECEMBER 2021	31 DECEMBER 2020
Italy	2,222.5	1,075.2
Euro-area countries	482.4	44.6
Other countries	72.5	125.4
Total	2,777.4	1,245.2

CUSTOMER TYPE

	(€m)	
	31 DECEMBER 2021	31 DECEMBER 2020
Distributors	395.8	199.4
CSEA	138.4	93.7
Dispatching customers for injections	755.1	173.2
Dispatching customers for withdrawals (non distributors)	1,288.1	563.9
Parties which have signed virtual import contracts and virtual import services (interconnectors and shippers)	13.8	12.7
Sundry receivables	186.2	202.3
Total	2,777.4	1,245.2

The following table breaks down customer receivables by due date, showing any potential impairment.

	(€m)			
	31 DECEMBER 2021		31 DECEMBER 2020	
	IMPAIRMENT	GROSS	IMPAIRMENT	GROSS
Current	(0.6)	2,701.9	(0.6)	1,188.9
0-30 days past due	-	30.8	-	8.8
31-120 days past due	(0.3)	14.0	(0.3)	6.5
Over 120 days past due	(48.7)	80.3	(51.1)	93.0
Total	(49.6)	2,827.0	(52.0)	1,297.2

Movements in the allowance for doubtful accounts in the course of the year were as follows.

	(€m)	
	31 DECEMBER 2021	31 DECEMBER 2020
Balance at 1 January	(52.0)	(42.9)
Release of provisions	2.8	0.1
Impairments for the year	(0.4)	(9.2)
Balance	(49.6)	(52.0)

The value of guarantees received from eligible electricity market operators is illustrated below.

	(€m)	
	31 DECEMBER 2021	31 DECEMBER 2020
Dispatching - injections	265.1	215.5
Dispatching - withdrawals	1,349.2	1,316.0
Transmission charges due from distributors	334.3	327.9
Virtual imports	134.3	113.4
Capacity market (*)	129.5	148.3
Balance	2,212.4	2,121.1

(*) Guarantees relating to Capacity Market contracts to be executed from 2022.

In addition, Non-regulated Activities are exposed to “counterparty risk”, in particular in relation to the entities with which sales contracts are entered into, in consideration of the credibility and solvency of the parties in question and the impact that their possible insolvency could have on the financial strength of the business. Counterparty risk is mitigated by implementing special procedures to assess counterparties, measuring operating, financial and reputational aspects of the counterparties in question.

Default risk and debt covenants

This risk is associated with the possibility that the loan agreements or bond terms and conditions to which the Parent Company is a party may contain provisions authorising counterparties to call in such loans immediately upon the occurrence of certain events, thereby generating liquidity risk. More information on the contractual provisions of outstanding borrowings at 31 December 2021 is provided in the section, “Borrowings and financial liabilities” in the notes to the Terna Group’s consolidated financial statements.

Bank guarantees

Banks have issued guarantees to third parties on behalf of Group companies which, at 31 December 2021, amount to €328.1 million. This amount breaks down as follows: €97.2 million on behalf of Terna S.p.A., €78.3 million on behalf of Tamini Trasformatori S.r.l., €55.3 million on behalf of Terna Rete Italia S.p.A., €39.2 million on behalf of Terna Interconnector S.r.l., €38.6 million on behalf of Gruppo Brugg, €0.1 million on behalf of Terna Plus S.r.l., €5.1 million on behalf of Santa Lucia S.A., €4.5 million on behalf of Difebal S.A., €4.4 million on behalf of Terna Perù SAC, €1.0 million on behalf of Santa Maria SA, €4.3 million on behalf of Terna Energy Solutions S.r.l. and €0.1 million on behalf of Terna Chile S.p.A..

Litigation

The main commitments and risks not disclosed in the statement of financial position at and for the year ended 31 December 2021, relating to the Parent Company Terna, its subsidiary Terna Rete Italia S.p.A., are described below. There are no significant commitments or risks for the other subsidiaries at that date.

Environmental and urban planning litigation

Part of environmental litigation deriving from the construction and operation of Terna’s power plants, consists of legal actions taken against the alleged negative effects of electric and magnetic fields generated by power lines. In general, this litigation necessarily involves the Parent Company, which owns the infrastructure in question. Moreover, it cannot be ruled out that the parties concerned may also initiate legal proceedings against the subsidiary Terna Rete Italia S.p.A., as the electromagnetism generated by power lines relates not only to ownership of the plant, but also to its operation and the quantity and quality of electricity it transports.

Regarding this matter, it should be noted that the issue of the Cabinet Office Decree of 8 July 2003 – which specifically set the values of the three parameters (exposure limits, safety thresholds and quality targets) provided for in Framework Law 36 of 22 February 2001, which electricity infrastructure must comply with – led to a significant reduction in any such litigation. Other environmental and urban planning disputes, which do not relate to electromagnetic fields, are also pending with regard to Terna S.p.A.. These disputes are connected with the operation of certain Terna-owned plant, which in the event of an unfavourable outcome could also generate immediate effects for Terna Rete Italia S.p.A. (to date unforeseeable and therefore not included in “Provisions for litigation and sundry risks”), both as the entity appointed by Terna S.p.A. to build the related infrastructure and as the entity responsible for its operation. In particular, charges may arise for Terna Rete Italia S.p.A. connected with changes to the infrastructure involved in such disputes and its temporary unavailability. However, after examination of the disputes in question by Terna S.p.A. and external counsel appointed by the Company, it appears that the possibility of any negative outcomes is remote.

Litigation regarding the legitimacy of construction permits and plant operations

Another aspect of litigation connected with the plant owned by the Parent Company derives from legal actions brought before the competent administrative courts, aimed at obtaining the annulment of decisions granting consent for the construction and operation of infrastructure.

Litigation relating to activities carried out under concession

As the operator of transmission and dispatching activities since 1 November 2005, the Parent Company has been a party in a number of court cases, most of which have contested determinations adopted by ARERA (Italy's Regulatory Authority for Energy, Networks and the Environment), and/or the Ministry for Economic Development, (now the Ministry for the Ecological Transition), and/or Terna itself, in relation to these activities. In cases in which the plaintiffs have, in addition to inherent defects in the contested determinations, alleged violation of the regulations laid down by the aforementioned authorities, or in cases in which the determination has had an impact on Terna, the Company has also taken action to defend its interests through the legal system. Within the scope of such litigation – even though some cases have been concluded, at first and/or second instance, with the annulment of ARERA's resolutions and, when applicable, of the consequent determinations adopted by Terna – any negative outcomes for the Company itself may be deemed unlikely, as these disputes normally relate to pass-through items.

F. Business combinations

Acquisition of LT

On 12 October, 2021, Terna, acting through its subsidiary, Terna Energy Solutions S.r.l., completed the acquisition of a 75% stake in LT S.r.l. (the LT Group). The acquisition of LT led to the creation the first Italian operator in the photovoltaic plant operation & maintenance sector, with approximately 1,000 MWp under management, thus confirming Terna's role as driver and enabler of the energy transition and our constant support for the growth of renewables. LT S.r.l. is also involved in the design and implementation of the revamping and repowering of existing plants, thereby helping to improve production from Italy's installed power assets and to achieve national energy transition goals. The company is also involved in the construction of new photovoltaic plants for third parties.

LT S.r.l. in turn controls 100% of LT Enerray S.r.l. and 70% of Halfbridge Automation S.r.l., companies operating in the same sector.

The LT Group employed a total of 69 people at 31 December 2021.

The transaction, which Terna financed from cash, was completed through the subsidiary, Terna Energy Solutions S.r.l.. The final consideration for the purchase of a 75% stake was €16.9 million, in addition to an earn-out of €1.5 million linked to the company meeting certain performance targets in 2021.

The share purchase agreement also provides for a put option on the subsidiary, Halfbridge Automation S.r.l. (the "HBA option"), exercisable by 24 March 2022. This includes an earn-out of €2,250,000 if the option is exercised or €1,000,000 if the option is not exercised.

IFRS 3 requires the acquirer of a business combination to measure the cost of the acquisition on the basis of the consideration paid to obtain control of the acquired entity. The accounting standard establishes that the acquisition date is the date on which the acquirer obtains control. In this case, the date is **12 October 2021**. The adjusted acquisition cost for a 100% stake in the company is €27.6 million. The excess/defect purchase price represents the difference between the acquisition cost, measured in accordance with IFRS 3, and the pre-transaction value of the acquiree's net assets.

The accounting effects of the business combination, in compliance with IFRS 3 – Business Combinations, are shown in the following table, which summarises the consideration paid in order to acquire the LT Group and the value of the assets acquired and liabilities assumed, as recognised at the acquisition date:

VALUE OF THE ASSETS ACQUIRED AND LIABILITIES ASSUMED AT 12 OCTOBER 2021

	(€000)		
	CARRYING AMOUNT	ADJ.	FAIR VALUE
ASSETS			
Non-current assets			
Property, plant and equipment	252		252
Goodwill	546		546
Intangible assets	3,033		3,033
Deferred tax assets	48		48
Total non-current assets	3,879		3,879
Current assets			
Trade receivables	8,851		8,851
Inventories	2,088		2,088
Income tax assets	76		76
Other assets	2,024		2,024
Cash	980		980
Total current assets	14,019		14,019
TOTAL ASSETS	17,898		17,898
EQUITY AND LIABILITIES			
Non-current liabilities			
Employee benefits	456		456
Provisions for risks and charges	13	1,168	1,181
Total non-current liabilities	469	1,168	1,673
Current liabilities			
Short-term borrowings	495		495
Trade payables	8,373		8,373
Tax liabilities	491		491
Current financial liabilities	1,695		1,695
Other liabilities	1,935		1,935
Total current liabilities	12,989		12,989
TOTAL EQUITY AND LIABILITIES	13,458	1,168	14,626
NET ASSETS ACQUIRED	4,440	(1,168)	3,272
Net assets contributed	4,440	-	4,440
CONSIDERATION AND SHARE ATTRIBUTABLE TO NON-CONTROLLING INTERESTS AT FAIR VALUE			
Goodwill	27,599	-	27,599
	23,159	1,168	24,327

IFRS3 requires the acquirer to allocate the cost of the business combination in its accounts by recognising all the assets, liabilities and potential liabilities meeting specific recognition criteria at their fair value at the acquisition date. Measurement of the fair value of the assets and liabilities has resulted in adjustments to potential liabilities, amounting to €1.2 million, linked to current litigation and tax risk.

The expected consideration is higher the value of net assets at the acquisition date, resulting in goodwill of approximately €24.3 million.

The share purchase agreement and the shareholder agreement also establish that, within 60 days of approval of the financial statements for the year ended 31 December 2024, or within 90 days of the end of 2024, the Terna Group has the right to exercise a call option on the remaining 25% of the shares in LT S.r.l.. The Group has recognised a liability for the option relating to the purchase of the non-controlling interest for a sum of €7.2 million, calculated at 31 December 2021 on the basis of the metrics and performance and financial indicators specified in the agreements between the parties.

The transaction has been accounted for on a provisional basis, as required by IFRS 3, and the final amounts will be recognised within 12 months of the transaction date.

The company's contribution to consolidated comprehensive income for the year is €0.8 million.

Acquisition of LASER TLC

On 11 November 2021, Brugg Cables Italia S.r.l. (a wholly-owned subsidiary of Brugg Kabel Manufacturing AG⁸, itself a subsidiary) acquired 100% of Laser TLC S.r.l., a company specialising in the installation, maintenance and emergency assistance for high-voltage cable accessories and fibre optic telecommunications systems.

The transaction offers Brugg Cables Italia S.r.l. the opportunity to add key capabilities and personnel in the installation of high-voltage cable systems and the related maintenance and emergency services, the installation of high-voltage cable system monitoring systems and services related to fibre systems. The acquired company employed a total of 23 people at 31 December 2021.

The acquisition, which Brugg Cables financed from cash, was completed through the subsidiary, Brugg Cables Italia S.r.l.. The final consideration for the purchase of a 100% stake was €4.0 million, on condition that within 12 months of the closing date the amount due from Laser TLC's major debtors has been collected in full. Specifically, €2.0 million was paid at the closing date and the remaining €2.0 million will be paid in second and third instalments, payable after 6 and 12 months of the closing date, respectively, depending on how the collection of the amounts due from major debtors is progressing.

IFRS 3 requires the acquirer of a business combination to measure the cost of the acquisition on the basis of the consideration paid to obtain control of the acquired entity. The accounting standard establishes that the acquisition date is the date on which the acquirer obtains control. In this case, the date is **11 November 2021**. The cost for the acquisition of a 100% stake in the company is €4.0 million. The excess/defect purchase price represents the difference between the acquisition cost, measured in accordance with IFRS 3, and the pre-transaction value of the acquiree's net assets.

The accounting effects of the business combination, in compliance with IFRS 3 – Business Combinations, are shown in the following table, which summarises the consideration paid in order to acquire Laser TLC S.r.l. and the value of the assets acquired and liabilities assumed, as recognized at the acquisition date:

VALUE OF THE ASSETS ACQUIRED AND LIABILITIES ASSUMED AT 11 NOVEMBER 2021

(€000)

	FAIR VALUE
ASSETS	
Non-current assets	
Property, plant and equipment	150
Deferred tax assets	598
Total non-current assets	748
Current assets	
Trade receivables	1,835
Inventories	948
Other assets	55
Cash	733
Total current assets	3,571
TOTAL ASSETS	4,319
EQUITY AND LIABILITIES	
Non-current liabilities	
Employee benefits	836
Total non-current liabilities	836
Current liabilities	
Trade payables	20
Tax liabilities	662
Current financial liabilities	69
Other liabilities	258
Total current liabilities	1,009
TOTAL EQUITY AND LIABILITIES	1,845
NET ASSETS ACQUIRED	2,474
CONSIDERATION	4,000
GOODWILL	1,526

⁸ An indirect subsidiary of TERNA S.p.A., through Brugg Kabel Services AG, which holds a 100% interest and is in turn a subsidiary of Terna Energy Solutions S.r.l..

IFRS3 requires the acquirer to allocate the cost of the business combination in its accounts by recognising all the assets, liabilities and potential liabilities meeting specific recognition criteria at their fair value at the acquisition date. Measurement of the fair value of the assets and liabilities has not led to adjustments as they were considered to be of modest significance.

The expected consideration is higher than the value of the net assets at the acquisition date, resulting in goodwill of €1.5 million.

The transaction has been accounted for on a provisional basis, as required by IFRS 3, and the final amounts will be recognised within 12 months of the transaction date.

Acquisition of EL.I.T.E S.r.l.

On 27 July 2021, Terna S.p.A. completed the acquisition of a 100% stake in EL.I.T.E. S.p.A., simultaneously renamed EL.I.T.E S.r.l., a vehicle company that owns:

- the Italian portion of the 150kV “Tirano – Campocologno” power line connecting Switzerland and Italy that carries electricity to the National Transmission Grid, with a length of approximately 4 km and including the related tunnel located on Italian territory and instrumental to the line;
- the 150/220kV Tirano substation (SO);
- accessions, appurtenances, positive and negative easements, rights, reasons and actions, consents, concessions, permits, authorisations and existing design documentation relating to the assets.

Completion of the transaction was financed by Terna S.p.A. from cash. The final consideration for the purchase of the 100% stake was €5.3 million.

IFRS 3 requires the acquirer of a business combination to measure the cost of the acquisition on the basis of the consideration paid to obtain control of the acquired entity. The accounting standard establishes that the acquisition date is the date on which the acquirer obtains control. In this case, the date is 27 July 2021. The cost for the acquisition was measured at €5.3 million. The excess/defect purchase price represents the difference between the acquisition cost, measured in accordance with IFRS 3, and the pre-transaction value of the acquiree's net assets.

The accounting effects of the business combination, in compliance with IFRS 3 – *Business Combinations*, are shown in the following table, which summarises the consideration paid in order to acquire Elite S.r.l. and the value of the assets acquired and liabilities assumed, as recognised at the acquisition date:

VALUE OF THE ASSETS ACQUIRED AND LIABILITIES ASSUMED AT 27 JULY 2021

	(€000)
	FAIR VALUE
ASSETS	
Current assets	
Income tax assets	85
Other assets	493
Cash	3,648
Total current assets	4,226
TOTAL ASSETS	4,226
EQUITY AND LIABILITIES	
Current liabilities	
Other liabilities	66
Total current liabilities	66
TOTAL EQUITY AND LIABILITIES	66
NET ASSETS ACQUIRED	4,160
Net assets contributed	4,160
CONSIDERATION AND SHARE ATTRIBUTABLE TO NON-CONTROLLING INTERESTS AT FAIR VALUE	5,345
Deferred tax assets (bargain purchase)	1,185

The expected consideration is lower than the value of the net assets at the acquisition date, resulting in a gain of approximately €1.2 million from a bargain purchase, allocated to deferred tax assets in that it relates to recognition of the tax effect calculated on the share of amortisation and depreciation that is not tax-deductible (in accordance with art. 102-bis of the Consolidated Law on Income Tax). The counterparty was able to recognise these deferred tax assets in view of expiry of the exemption⁹.

The deed for the merger of EL.I.T.E S.r.l. with and into Rete S.r.l. was executed on 21 December 2021, with the aim of improving the operations of Terna Group companies, increasing synergies through a reorganisation designed to simplify the ownership chain, boost operational efficiency and cut administrative costs. In compliance with the terms of the merger deed, transactions carried out by the merged company, EL.I.T.E S.r.l., have been accounted for in the accounts of the acquirer, Rete S.r.l., with the merger effective for accounting and tax purposes from 24 December 2021. Since the acquisition date, the merged company, EL.I.T.E S.r.l., has recorded profit for the year of €119,676.76.

The transaction has been accounted for on a provisional basis, as required by IFRS 3, and the final amounts will be recognised within 12 months of the transaction date.

G. Related party transactions

Given that Terna S.p.A. is subject to the de facto control of Cassa Depositi e Prestiti S.p.A. (with its registered office at via Goito 4, 00185 Rome, Italy and whose consolidated financial statements are available on the company's website at www.cdp.it), a situation ascertained in 2007, related party transactions entered into by Terna during the year include transactions with the associates (Cesi S.p.A., Coreso S.A. and CGES) and employee pension funds (Fondenel and Fopen), as well as transactions with Cassa Depositi e Prestiti itself, with CDP Reti S.p.A. and with the companies directly or indirectly controlled by the Ministry of the Economy and Finance ("MEF").

Given that Terna Group companies and the companies directly or indirectly controlled by the Ministry of the Economy and Finance meet the definition for classification as "government-related entities", in accordance with IAS 24 – Related Party Disclosures, the Group has elected to adopt the partial exemption – permitted by the standard – from the disclosure requirements in respect of other companies controlled, influenced or jointly controlled by the same government entity. The remainder of this section provides qualitative and quantitative disclosures on transactions with government-related entities having a significant impact on the Group's results. Amounts relating to pass-through items are not included in these disclosures. Related party transactions in 2021 broadly regard the provision of services in the course of ordinary activities and conducted on an arm's length basis.

⁹ The acquired company had, over a ten-year period, benefitted from exclusive use of the power line under Ministry for Economic Development decree 290/ML/2007. On 27 September 2019, the right of exemption expired and the line became to all intents and purposes a part of the National Transmission Grid and subject to the relevant regulation.

The nature of sales to and purchases from related parties by the Terna Group is shown below, followed by details of the revenue and costs resulting from such transactions during the year and the related assets and liabilities outstanding at 31 December 2021.

RELATED PARTY	REVENUE-GENERATING TRANSACTIONS	COST-GENERATING TRANSACTIONS
Parent		
Cassa Depositi e Prestiti S.p.A.		Credit facilities.
Associates		
Cesi S.p.A.	Rental income on laboratories and other similar facilities for specific uses, dividends.	Technical studies and consultancy, research, design and experimentation.
CORESIO S.A.		Technical coordination service for the TSO.
Other related parties		
GSE Group	Metering charge, dispatching charge.	Rental of spaces and workstations.
Enel Group	Transmission charge and aggregation of meter readings, dispatching charge, leases and rentals, power line maintenance, movement /re-routing of power lines, housing of fibre cable and maintenance of communications carried over proprietary power lines.	Recovery of energy discount, building services, MV power to new substations, specialist services for connection to Terna's control and protection systems.
Ferrovie Group	Dispatching charge, movement of power lines.	Right-of-way fees.
ENI Group	Dispatching charge.	Contributions for NTG connections, sundry services.
ANAS S.p.A.	Movement /re-routing of power lines.	Right-of-way fees.
Open Fiber S.p.A.	IRU agreements for fibre.	Provision of services for the rental of fibre.
Fondenel and Fopen		Pension contributions payable by the Terna Group.
Other related parties of the MEF	Sundry services	
Ansaldo Energia S.p.A.	Infrastructure maintenance.	

REVENUE AND COSTS

(€m)

	REVENUE COMPONENTS		COST COMPONENTS
	TRANSMISSION CHARGE AND OTHER REVENUE FROM REGULATED ACTIVITIES	NON-ENERGY-RELATED ITEMS	
De facto parent			
Cassa Depositi e Prestiti S.p.A.	-	-	0.5
Total de facto parent	-	-	0.5
Associates:			
Cesi S.p.A.	-	0.1	1.4
CORESIO S.A.	-	-	3.5
Total associates	-	0.1	4.9
Other related parties:			
GSE Group	16.0	2.0	0.1
Sogin S.p.A.	-	0.1	-
Enel Group	1,706.0	17.0	0.8
ENI Group	7.1	1.1	0.2
Ferrovie Group	2.2	1.0	3.3
Anas S.p.A.	-	-	0.2
Fintecna	-	0.2	-
Ansaldo Energia S.p.A.	-	13.4	0.1
Poste Italiane Group	-	-	0.1
Snam Rete Gas S.p.A.	-	0.1	0.2
Open Fiber S.p.A.	-	1.9	-
Other related parties of MEF	-	0.3	0.9
Total other related parties	1,731.3	37.1	5.9
Pension funds:			
Fondenel	-	-	0.7
Fopen	-	-	2.7
Total pension funds	-	-	3.4
TOTAL	1,731,3	37,2	14,7

ASSETS AND LIABILITIES

(€m)

	PROPERTY, PLANT AND EQUIPMENT	RECEIVABLES AND OTHER ASSETS	PAYABLES AND OTHER LIABILITIES	CASH	GUARANTEES*
	CAPITALISED COSTS	OTHER	OTHER		
De facto parent					
Cassa Depositi e Prestiti S.p.A.	-	-	-	-	(275.0)
Total de facto parent	-	-	-	-	(275.0)
Associates:					
Cesi S.p.A.	11.5	-	9.1	-	4.8
CORESO SA	-	-	0.3	-	-
Total associates	11.5	-	9.4	-	4.8
Other related parties:					
GSE Group	0.3	2.6	0.4	-	-
Enel Group	19.7	290.1	32.5	-	737.8
Eni Group	-	1.7	1.5	-	66.3
Ferrovie Group	0.3	4.2	17.2	-	24.5
ANAS S.p.A.	1.5	2.5	2.0	-	-
Fintecna S.p.A.	0.3	0.1	0.1	-	-
Ansaldo Energia S.p.A.	24.4	0.8	12.1	-	25.1
Open Fiber S.p.A.	-	0.1	0.1	-	-
Poste Italiane Group	-	-	0.1	-	-
Sogin S.p.A.	-	0.1	-	-	-
Other related parties of MEF	2.3	0.1	1.6	0.1	0.1
Total other related parties	48.8	302.3	67.6	0.1	853.8
Pension funds:					
Fopen	-	-	2.3	-	-
Total pension funds	-	-	2.3	-	-
TOTAL	60.3	302.3	79.3	0.1	583.6

* Guarantees regard surety bonds received from contractors, with the exception of the amount relating to Cassa Depositi e Prestiti S.p.A. regarding a Revolving Credit Facility.

The impact of related-party transactions or positions on the statement of financial position and the income statement is summarised below:

STATEMENT OF FINANCIAL POSITION

(€m)

	31 DECEMBER 2021			31 DECEMBER 2020		
	TOTAL	RELATED PARTIES	% SHARE	TOTAL	RELATED PARTIES	% SHARE
Property, plant and equipment	15,316.6	60.3	0.4%	14,559.7	54.4	0.4%
Trade receivables	2,777.4	302.3	10.9%	1,245.2	234.1	18.8%
Cash and cash equivalents	1,566.8	0.1	-	2,689.0	0.1	-
Trade payables	3,275.6	59.9	1.8%	2,217.3	80.4	3.6%
Other current liabilities	453.4	19.4	4.3%	333.1	20.3	6.1%

INCOME STATEMENT

(€m)

	2021			2020		
	TOTAL	RELATED PARTIES	% SHARE	TOTAL	RELATED PARTIES	% SHARE
Revenue from sales and services	2,534.5	1,766.9	69.7%	2,377.5	1,685.3	70.9%
Other revenue and income	71.8	1.6	2.2%	112.9	1.5	1.3%
Raw and consumable materials used	206.4	0.1	0.0%	160.8	1.3	0.8%
Services	218.3	11.0	5.0%	189.1	12.6	6.7%
Personnel expenses	295.3	3.5	1.2%	287.0	3.1	1.1%
Other operating costs	31.5	0.1	0.3%	42.5	0.2	0.5%
Financial expenses	(95.8)	-	-	(91.7)	-	-

The impact of related party cash flows is shown below:

STATEMENT OF CASH FLOWS

(€m)

	2021			2020		
	TOTAL	RELATED PARTIES	% SHARE	TOTAL	RELATED PARTIES	% SHARE
Cash flow from operating activities	832.3	(89.6)	(10.8%)	941.4	183.4	19.5%
Cash flow from investing activities	(863.3)	(5.9)	0.7%	(1,389.6)	(9.1)	0.7%
Cash flow from financing activities	(1,051.8)	-	-	2,079.8	-	-

H. Significant non-recurring, atypical or unusual events and transactions

With the exception of the instances described above, no significant non-recurring, atypical or unusual events or transactions, involving either third or related parties, took place in 2021.

I. Notes to the statement of cash flows

Cash flow from **continuing operations** amounts to €832.3 million, with approximately €1,896.3 million in operating cash flow and an outflow of approximately €1,064.0 million generated by changes in net working capital.

The cash outflow for **investing activities** totals €863.3 million and regards €1,344.2 million relating to investment in property, plant and equipment (excluding right-of-use assets recognised in application of IFRS 16), €130.8 million invested in intangible assets and €31.6 million for the consideration paid during the year for the above-described newly acquired companies, after €600.0 million in Italian government securities reaching maturity and capitalised financial expenses of €10.8 million.

The net cash outflow for shareholder transactions amounts to €571.0 million, due primarily to payment of the final dividend for 2020 and the interim dividend for 2021 to the Parent Company's shareholders (totalling €546.7 million) and the change in equity attributable to non-controlling interests (down €16.3 million), with more details provided in note "24. Equity attributable to owners of the Parent and non-controlling interests".

As a result, net cash used in investing activities and to provide a return on equity during the year led to a total outflow of €1,434.3 million, mostly covered by cash flow from continuing operations of €832.3 million. The remainder was funded through net debt, which over the course of the year rose €991.7 million compared with the previous year (including assets held for sale).

The following table shows the reconciliation of net changes deriving from financing activities in the statement of cash flows:

(€m)

	31 DECEMBER 2020	CASH FLOW FROM FINANCING ACTIVITIES	CHANGE IN FV AND OTHER	31 DECEMBER 2021
- Long-term borrowings (including current portion)	11,248.2	(437.9)	(115.3)	10,695.0
- Short-term borrowings	1,002.2	(42.9)	987.7	1,947.0
Net change deriving from financing activities	12,250.4	(480.8)	872.4	12,642.0

L. Government grants

Article 1, paragraphs 125 to 129, of Law 124 of 4 August 2017 (the annual markets and competition law) has introduced a number of measures designed to ensure the transparency of the government grants system. These measures, later amended by Law Decree 34 of 30 April 2019, include an obligation for companies to disclose amounts and information regarding assistance, subsidies, benefits, grants or aid, whether in cash or in kind, in the notes to the annual financial statements and, where applicable, in consolidated financial statements, where such amounts are not of a general nature and do not have the form of a fee, remuneration or compensation and have been received from a public body (paragraph 125-bis). The legislation also requires the disclosure of any grants disbursed (paragraph 126).

In accordance with Circular 5 of 22 February 2019 "Transparency in the government grants system: an assessment of the regulations and interpretation guidance" and Circular 32 of 23 December 2019 "Enterprise and competition", published by Assonime, the Terna Group has adopted the following basis of reporting for government grants:

- the regulations only apply to entities resident in Italy;
- grants have the nature of grants or donations, and represent incentives or subsidies designed to give beneficiaries a recognised economic advantage; the grants therefore take the form of donations or giving and public aid for specific purposes, and are not awarded under a general aid regime;
- the public resources used are exclusively "national";
- grants are reported on a cash basis and if the amount is not less than €10,000 (with reference to each individual beneficiary) in the reporting period.

In line with the above, the following table shows government grants collected/disbursed by the Group in 2021:

GRANTS RECEIVED (PARAGRAPH 125-BIS)

BENEFICIARY ENTITY	GRANTOR		TYPE OF TRANSACTION	AMOUNT (€)	NOTE
	NAME	VAT NUMBER			
TERNA SPA	Ministry for Economic Development	80230390587	State aid*	22,902,682.76	Grants collected on the basis of a report on the state of work in progress on projects carried out by Terna S.p.A. financed by government grants, with funding provided under the National Operational Programme (NOP) for Enterprises and Competitiveness 2014 - 2020 FESR - ASSE IV – Investment priority 4d - Action 4.3.1
TERNA SPA	Sicily Regional Authority	02711070827	State aid*	8,823,237.48	Grants collected on the basis of a report on the state of work in progress on projects carried out by Terna S.p.A. financed by government grants, with funding provided under the National Operational Programme (NOP) for Enterprises and Competitiveness in Sicily 2014 - 2020 – AXIS IV – Investment priority 4d - Action 4.3.1
Total				31,725,920.24	

* These grants are covered by the obligation to publish them in the national state aid register.

GRANTS DISBURSED (PARAGRAPH 126)

GRANTOR	BENEFICIARY		TYPE OF TRANSACTION	AMOUNT (€)	NOTE
	NAME	VAT NUMBER			
TERNA SPA	Intercultura non-profit foundation	IT91016300526	GIVING	45,000	Educational programme on internationalism for young students in 2022/2023
TERNA SPA	FONDAZIONE CAMPAGNA AMICA	IT10569111007	DONATION	25,000	Donation to families in need – Christmas 2021
TERNA SPA	SUSAN G. KOMEN ITALIA non-profit organisation	IT06073831007	GIVING	20,000	<i>Carovana della Prevenzione in Azienda</i> – Third cancer prevention day
TERNA SPA	Save the Children Italia non-profit organisation	IT07354071008	GIVING	20,000	"Let's rewrite the future" project
TERNA SPA	Abruzzo Regional Council	IT80003630664	GIVING	15,000	Restoration of the Dannunziana pine forest
TERNA SPA	SUSAN G. KOMEN ITALIA non-profit organisation	IT06073831007	GIVING	15,000	<i>Carovana della Prevenzione in Azienda</i> (second edition 2021)
TERNA SPA	SUSAN G. KOMEN ITALIA non-profit organisation	IT06073831007	GIVING	13,000	<i>Carovana della Prevenzione in Azienda</i>
TERNA SPA	CATTOLICA SACRO CUORE UNIVERSITY	IT02133120150	GIVING	10,000	Support for the university's scientific and research activities
TERNA SPA	Chiaramonte Gulfi town council	IT00068940881	GIVING	10,000	Support for recreation initiatives in <i>Chiaramonte Gulfi</i>
Totale				173,000	

M. Events after 31 December 2021

Seven new monitoring devices installed on approximately 16 km of power lines in the Marche region

As part of the plan to digitalise its assets, on **2 January 2022**, Terna completed **the installation in the Marche Region of seven IoT-based sensor devices** designed and developed by Terna to create a true digital replica of its power lines (a digital twin). The sensors — already present in other Italian regions such as Abruzzo, Veneto and Sicily — were installed in the province of Ascoli Piceno, the first of the five provinces of the region involved in the work aimed at guaranteeing the widest and most detailed monitoring of the region's power grid. The high-tech equipment installed will allow approximately 16 km of overhead power lines to be monitored remotely. These lines are subjected to severe weather, including ice and snow, and as these conditions are increasingly frequent in Italy, projects like this ensure further improvements to the grid's reliability. The data thus collected will also make it possible to develop predictive maintenance techniques to further reduce line failures.

Consents process begins for reorganisation of the electricity grid in Val Formazza in the province of Verbano-Cusio-Ossola

Following **the launch, by the Ministry for the Ecological Transition, of the consents process for the planned reorganisation of the electricity grid in Val Formazza**, concerning the municipalities of Formazza, Premia, Crodo, Montecrestese, Crevoladossola, Masera and Baceno in the province of Verbano-Cusio-Ossola, on **4 January 2022**, Terna published the notice identifying the parcels of land potentially affected by the project. The project, in which the Company will invest €120 million, involves the demolition of approximately 60 km of existing high-voltage overhead power lines, including a total of 225 pylons, to be carried out on the

completion of 76 km of new overhead power lines and 10 km of underground cable. The work will boost the efficiency of the area's energy transmission service and, as a result of the reorganisation of the existing grid, will make it possible to reduce the impact on the landscape of power lines dating back to the 1940s and 1950s that cross highly built-up areas.

Reorganisation of Teramo-Pescara electricity grid given green light

On **7 January 2022**, the decree authorising the reorganisation of the 150kV electricity grid in the Teramo-Pescara area, affecting a total of 4 municipalities in the provinces of Pescara (Pescara, Montesilvano, Città Sant'Angelo and Spoltore), **was signed by the Ministry for the Ecological Transition**. The project, which will cost over €28 million, involving over 14 km of underground cable and 1.5 km of overhead power lines, will guarantee greater resilience of the electricity grid and higher quality and safety of the service. In particular, by making the 132kV Adriatic backbone more efficient, it will be possible to create a new structure that will power the city of Pescara, meeting the growing needs resulting from the area's social and industrial development. The project will also bring important benefits to the environment because it will be possible to demolish 12 km of old overhead power lines and about 30 pylons, as well as resulting in the decommissioning of 4 km of underground power lines, thus releasing about 40 hectares of land occupied by existing grid infrastructure.

Green light for new underground cable between Veneto and Emilia-Romagna regions

On **12 January 2022**, the Ministry for the Ecological Transition authorised the new power line Terna plans to build between Adria Sud substation in Veneto and the Ariano primary substation in Emilia-Romagna. The 18-km power line will be completely underground, meaning that it will have a minimal impact on the landscape. It will cross the municipalities of Adria, Taglio di Po, Ariano nel Polesine in the province of Rovigo and Mesola in the province of Ferrara. The overall project will also involve the installation of new components to update the existing Adria Sud substation. Terna will invest €31 million in the project, which will increase the meshing of the local grid and help to overcome current operational limitations, making the energy transmission service more efficient and sustainable in the area bordering the two regions. The cable connection will have XLPE insulation, an advanced technology that requires little maintenance. Work on the detailed design and all the preparations for the project will begin in the coming months.

Green light for new underground power line between Roccaraso and Rivisondoli in the province of L'Aquila

On **13 January 2022**, the Ministry for the Ecological Transition authorised the project that will involve the construction a new 150kV power line, almost completely in underground cable, between the "Sant'Angelo - Cocullo Brulli" power line and the Roccaraso primary substation in the municipalities of Roccaraso and Rivisondoli. The new infrastructure, located at an altitude of 1,200 metres, is in the province of L'Aquila. Terna will invest over €10 million for the new connection, which will be approximately 9 km long, with only 200 meters of overhead power lines and the rest underground cable. The project has been planned taking into consideration a series of social, environmental and territorial indicators, making it possible to assess the impact of electricity infrastructure in the area in question. Completion of the project will ensure greater reliability of the grid in an area with high volumes of tourism.

Consents obtained for 37 grid development projects in 2021, amounting to investment of more than €1 billion

On **19 January 2022**, the Company announced that **37 new grid development projects to be carried out by Terna, at a total cost of over €1 billion, had been authorised by the Ministry for the Ecological Transition and regional authorities in 2021**. This marks an unprecedented achievement in Terna's history, confirming our key role as driver and enabler of the energy transition aimed at reaching national and European climate targets. The 2021 figure, achieved thanks to constant collaboration and dialogue between the Company led by Stefano Antonio Donnarumma and the Italian Ministry for the Ecological Transition, reflects a major acceleration of investment that almost quadrupled compared with 2020, when 23 projects, with a total value of €266 million, were authorised. Eight of the authorisation decrees issued regard Sicily and account for almost half of the total value of the investments, including the most economically significant project relating to the construction of the 172-km long "Chiaramonte Gulfi-Ciminna" power line. In terms of investment value, this project is followed by the reorganisation of the electricity grid between Malcontenta and Fusina in the province of Venice, the new submarine link that will connect the island of Elba to the municipality of Piombino in the province of Livorno, and the reorganisation of the electricity grid in Bologna.

Terna organises two digital events to present the new Laion-Corvara cable connection in the province of Bolzano

On **19 and 20 January 2022**, Terna organised two meetings to present the new cable connection between Laion and Corvara to citizens of the towns of Laion, Ortisei, Castelrotto, Santa Cristina Val Gardena, Selva Val Gardena and Corvara in Badia in the self-governing province of Bolzano. The two online events, which started at 5.00pm on the Teams platform, in compliance with the precautions dictated by the pandemic, provided an opportunity to expand on the details of the new project and for everyone taking part to ask general interest questions related to the new infrastructure and put suggestions and observations to the technicians from Terna that also took part.

Green light for new cable connections in the municipality of Caselle Torinese in the province of Turin

On **21 January 2022**, the Ministry for the Ecological Transition authorised the project to be carried out by Terna in the municipality of Caselle Torinese in the metropolitan city of Turin. The project involves the construction of two new 132kV underground power lines. With an investment of €4.4 million, Terna will provide for the construction of two underground connections that will be 3.2 km long. The project will make it possible to connect the new "Caselle" primary substation, belonging to the local distributor, to the existing 132kV Ciriè - Venaria power line, improving the quality and efficiency of the local grid, also in light of future commercial development and services in the area adjacent to Caselle Torinese airport. The new underground power lines will have XLPE insulation, an advanced technology that requires little maintenance. The detailed design and all the preparations for this project will start in the coming months. Work, which is expected to start in 2023, will be carried out with all involved parties and will last approximately 12 months, employing 4 companies and 20 operators.

Terna to invest a further €300 million in developing the electricity grid in the Alto Adige area

On **24 January 2022**, Terna announced that it would invest €300 million in developing the electricity grid in the Alto Adige. Terna presented a restructuring plan for the Val d'Isarco in the province of Bolzano, the consents process for which was launched by the Italian Ministry for the Ecological Transition in December 2021. The works planned by the Company led by Stefano Antonio Donnarumma will lead to improvements to the efficiency and sustainability of the regional electricity grid. They will also strengthen the electricity supply to the railway line along the Brenner route, thanks in part to the construction of 190 km of new power lines, over one-third of which will be 'invisible' because they are underground. Terna's operations will enable the demolition of around 260 km of overhead power lines and 900 pylons, freeing up over 600 hectares of land in total with benefits for the environment and for local communities.

Terna: new Director co-opted on to the Board

On **26 January 2022**, a meeting of the Board of Directors of Terna - Rete Elettrica Nazionale S.p.A. ("Terna" or the "Company"), chaired by Valentina Bosetti, **co-opted Qijing Shen as a non-executive, non-independent Director, subject to the opinion of the Nominations Committee and approval from the Board of Statutory Auditors.**

The appointment follows the resignation of Mr Yunpeng He, occurred in the early days of January due to other professional commitments, following his election by the Annual General Meeting of 18 May 2020 from the slate proposed by the shareholder CDP Reti S.p.A.. With the appointment of Qijing Shen, currently a director of DP Reti S.p.A., the Board of Directors of Terna S.p.A. has accepted the recommendation made by the shareholder CDP Reti S.p.A., which submitted the related candidacy for independent evaluation in a letter dated 13 January 2022. The new Director has accepted the appointment and will remain in office until the next General Meeting. He does not meet the independence requirements pursuant to the law, art. 15.4 of Terna's Articles of Association or its Corporate Governance Code. His profile is in line with the diversity policies adopted by Terna S.p.A. The Company wished to specify that, to the best of its knowledge, the newly elected Director Qijing Shen did not hold shares in Terna S.p.A..

Terna included in the Gender Equality Index (GEI) for fourth year running

On **26 January 2022**, Terna was included for the fourth year running in the **Bloomberg Gender Equality Index**, an international index of companies' performances regarding gender equality issues and the quality and transparency of their public reporting. The Company led by Stefano Antonio Donnarumma is one of only 20 Italian companies, out of 418 global businesses operating across 45 countries and in 11 different sectors, to be included in the final index in 2022. This year, Terna improved its GEI score compared with 2021, with a score that was above both the overall average for companies included in the index and the subset of companies in the Utilities sector. Terna distinguished itself for its excellence with regard to "Equal Pay and Gender Pay Parity" and "Inclusive Culture". As regards "Disclosure", a decisive aspect in terms of the overall score, the Company was given full marks in recognition of Terna's commitment to transparent and quality reporting, which are key elements in the ESG policies adopted by the Company.

Terna holds information event for local people to present the “Acquara - Porto Potenza Picena” project in the province of Macerata

Terna organised an information event on 27 January 2022 to present the new Acquara - Porto Potenza Picena power line. The project will take place in the towns of Civitanova Marche, Potenza Picena and Recanati, all in the province of Macerata. The open day, at which the Company's technicians were present to explain the planned works, took place in Recanati in the atrium of the town hall, with extended hours from 4.00pm to 8.00pm, in order to allow for the participation of citizens and to ensure compliance with the distancing and the necessary anti-Covid safety measures. This event is another example of the highly productive participatory planning, undertaken by Terna, together with local authorities and the municipalities of Civitanova Marche, Potenza Picena and Recanati, with the aim of defining the best solutions for implementing a strategic project for the whole area. The connection, in which Terna will invest a total of over €13 million, is part of a series of works aimed at upgrading the Adriatic backbone to 132kV, provides for an underground cable power line over 11 km long that will run between the Chiarino area and the Porto Potenza Picena primary substation.

Successful issue of first hybrid green bond worth €1 billion

On **2 February 2022**, Terna successfully launched the Company's **first hybrid green bond with a nominal value of 1 billion euros**, the issue of which was authorized by the Board of Directors on January 18, 2022. The non-convertible, perpetual, subordinated green bonds are non-callable for six years and will pay coupon interest of 2.375% until 9 February 2028, the first reset date. After this date, the bonds will pay annual interest equal to the 5-year Euro Mid-Swap rate plus a spread of 212.1 basis points. This was increased by a further spread of 25 basis points from 9 February 2033 and by an additional 75 basis points from 9 February 2048. The issue, aimed at institutional investors, saw extremely high demand, with applications topping €4 billion and the issue being four times oversubscribed. The high quality of the hybrid bonds and the wide geographical diversification of investors mean that the issue was assigned ratings of “BBB-” by Standard and Poor's, “Ba1” by Moody's and “BBB” by Scope.

Terna renews Company fleet with 220 new electric vehicles

On **8 February 2022**, Terna announced that it was to **renew its fleet of vehicles** to make it more efficient and eco-friendly: the fleet will contain over a thousand vehicles available to the national transmission grid operator, including 220 electric vehicles that will replace traditional fossil fuel vehicles. The Company led by Stefano Antonio Donnarumma has completed a European tender process for operational vehicles launched in recent months with the aim of renewing its fleet of vehicles through the long-term lease of cars, vans and off-road vehicles. The increase in investment, carried out by Terna to enable the energy transition and give an important boost to the country's economic recovery, has resulted in a significant increase in construction sites and, consequently, the need to meet new operational requirements. All the Company's offices throughout the country were involved in establishing the technical profile for the most suitable vehicles for individual teams working on power lines and at substations to ensure an increasingly reliable and efficient grid.

Terna included in S&P Gender Equality & Inclusion Index

On **11 February 2022**, Terna was included in the **Standard & Poor's Gender Equality & Inclusion Index**, the new international index launched in August 2021 that ranks the performance of listed companies in terms of gender equality and inclusion. The S&P Gender Equality & Inclusion Index lists the top 100 companies globally with the highest S&P Global Gender Diversity Score, calculated based on performance in certain key areas of the S&P Global CSA (Corporate Sustainability Assessment). Terna is among the five Italian companies listed on this new international index. The company led by Stefano Antonio Donnarumma recorded excellent results in the analysis of its "Board Diversity Policy" and "Board Gender Policy", both of which concern the management of diversity within the Board of Directors. Furthermore, Terna performed strongly in the categories "Workforce Gender Breakdown", which measures the number of women in the company, and "Gender Pay Indicators", regarding equal pay.

Work begins on reorganisation of the electricity grid in Catania

On **16 February 2022**, Terna initiated work on the **planned reorganisation and modernisation of the electricity grid serving the metropolitan city of Catania**, with the aim of boosting efficiency and sustainability in return for investment of more than €50 million. The project, included in the 2021 Development Plan and of strategic importance for the region's infrastructure assets, will involve the installation of six new underground cables over a distance of over 25 km, and the subsequent demolition of three overhead lines in densely populated urban areas across a total area of approximately 30 km and involving the removal of over 120 pylons. The demolitions, which will free up more than 20 hectares of land, will begin in the spring. The connections will be equipped with remote and real-time monitoring systems to prevent outages, thanks to the installation of sensors to collect and then process information. Of the new underground cables, several are awaiting consent, whereas works are currently under way on the 3.1 km "Catania East PC – Catania North PC" power line, which will be completed within the year. Works will continue on the connections "Catania East PC – Villa Bellini PC" and "San Giovanni Galermo PC – San Giovanni La Punta PC – Acicastello PC".

Terna completes aerial inspection of electricity grid in Basilicata

On **17 February 2022**, Terna completed the **process of monitoring overhead power lines in Basilicata**. In just seven days, approximately 1,300 km of power line were inspected, including a total of seventy-one 60kV, 150kV, 220kV and 380kV lines. The activities were coordinated by the Asset Management department of Terna and were carried out by operational teams from its Southern department using the Ecureil AS350 helicopter owned by the Group. Terna's technicians conducted a comprehensive analysis of the regional grid in both provinces in the Basilicata region, checking for any defects on the conductors and pylons to ensure that the service is operating at full capacity. Overall, by the end of March the Company led by Stefano Antonio Donnarumma will inspect 6,100 km of overhead power line in the Southern area, which in addition to Basilicata includes Apulia, Campania and Calabria.

Terna completes aerial inspection of electricity grid in Calabria

On **17 February 2022**, Terna completed the process of monitoring overhead power lines in Calabria. In just six days, approximately 1,280 km of power line were inspected, including a total of sixty-seven 60kV, 150kV, 220kV and 380kV lines. The activities were coordinated by the Asset Management department of Terna and were carried out by operational teams from its Southern department using the Ecureil AS350 helicopter owned by the Group. Terna's technicians conducted a comprehensive analysis of the regional grid in all five provinces in Calabria, checking for any defects on the conductors and pylons to ensure that the service is operating at full capacity. Overall, by the end of March the Company led by Stefano Antonio Donnarumma will inspect 6,100 km of overhead power line in the Southern area, which in addition to Calabria includes Basilicata, Puglia and Campania.

Work starts on the new Pettino - Torrione power line (AQ)

On **21 February 2022**, work began on construction of the new 150kV underground cable between Pettino and Torrione (AQ), which should be completed and enter service at the beginning of 2024. The new connection, in which Terna will invest approximately €7 million, will be approximately 6 km in length and will enable the demolition of around 5 km of old power lines and 18 pylons, freeing up over 10 hectares of land, some of which in the centre of L'Aquila. The project will provide important benefits, making electricity supply in the L'Aquila area more reliable and efficient, in addition to contributing to the collection of renewable energy production in Abruzzo and Lazio.

Work starts on the new "Colunga-Calenzano" power line

On **21 February 2022**, Terna began work on construction of the new 'Colunga-Calenzano' power line linking Emilia-Romagna and Tuscany. The Company led by Stefano Antonio Donnarumma will build what will be strategic infrastructure for the entire national grid, investing €170 million in the project. With a length of 84 km between the provinces of Bologna and Florence, the new infrastructure will significantly improve exchange capacity between areas in northern and north-central Italy, strengthening the meshing and increasing the efficiency and sustainability of the electricity grid. This is one of the main and most important development projects included in Terna's 'Driving Energy' Industrial Plan.

Terna organises a digital event to present planned reorganisation of electricity grid serving Brianza West

On **22 February 2022**, an interactive online event was held to present to local people the planned reorganisation of the 380kV Brianza West grid in the municipalities of Seveso, Barlassina, Cesano Maderno, Cogliate and Ceriano Laghetto in the province of Monza Brianza. The Company led by Stefano Antonio Donnarumma will invest over €100 million in this project. The online meeting was held between 6.00 and 7.30 in the evening using Teams. The meeting included a session during which participants could ask questions to Terna's technicians to clarify points and receive more detailed information about the works, representing an opportunity for the Company to gather feedback and suggestions. The project to rationalise the electricity grid will improve the efficiency of the energy transmission service in the region by increasing the meshing of the local grid. The work will involve the installation of 12.6 km of underground cable, enabling the demolition of 6.6 km of existing high-voltage overhead power lines located predominantly in densely populated areas in the municipalities of Seveso and Cesano Maderno.

Virtual information event held prior to start of work at Calenzano

On **23 February 2022**, a successful virtual meeting was organised by Terna to inform people in Calenzano of the start-up of work in the local area. The work involves construction of the new Colunga (BO) – Calenzano (FI) power line between Tuscany and Emilia-Romagna. The project, one of the most important in the “Driving Energy” Industrial Plan, and in which Terna will invest approximately €170 million, will involve the construction of 84 km of new power line and the demolition of around 106 km of old overhead lines, affecting 12 municipalities in total, of which 9 in the province of Bologna (Castenaso, San Lazzaro di Savena, Ozzano dell’Emilia, Pianoro, Monterenzio, Monghidoro, San Benedetto Val di Sambro, Castiglione dei Pepoli and Loiano) and 3 in the province of Florence (Firenzuola, Barberino di Mugello and Calenzano).

Terna agrees ESG-linked credit facility worth €300 million

On **28 February 2022**, Terna agreed a **bilateral ESG-linked Term Loan amounting to €300 million** with Intesa Sanpaolo’s IMI Corporate & Investment Banking division, acting as Original Lender and Sustainability Coordinator. The credit facility has a 2-year term, with the interest rate linked to Terna’s ESG performance. The transaction provides Terna with a level of liquidity appropriate to its current rating and confirms the Group’s strong commitment to introducing a model that increasingly reinforces the role of sustainability as a strategic driver of value creation for all our stakeholders.

Energy, Musumeci meets Terna’s CEO: synergies for development and sustainability

On **28 February 2022**, Terna’s Chief Executive Officer, **Stefano Antonio Donnarumma**, met the President of the Sicily region, **Nello Musumeci**, at the regional authority’s headquarters in Catania. The meeting was also attended by the regional councillor responsible for energy policy, Daniela Baglieri. The issues discussed included Sicily’s role in the country’s current energy transition, investment of €3.5 billion in electricity infrastructure over the next ten years, the sharing of information for use in the integration of renewable energy, the electrification of the smaller islands and high-quality technological training.

Monitoring of 1,690 km of overhead power line in Campania completed

On **2 March 2022**, Terna completed the process of monitoring overhead power lines in Campania. In just nine days, approximately 1,690 km of power line were inspected, including a total of one hundred and seven 70kV, 150kV, 220kV and 380kV lines. The activities were coordinated by the Asset Management department of Terna and were carried out by operational teams from its Southern department using the Ecureil AS350 helicopter owned by the Group. Terna’s technicians conducted a comprehensive analysis of the regional grid in the five provinces in Campania, checking for any defects on the conductors and pylons to ensure that the service is operating at full capacity. Overall, by the end of March the Company led by Stefano Antonio Donnarumma will inspect 6,100 km of overhead power line in the Southern area, which in addition to Campania includes Basilicata, Apulia and Calabria.

Consents process for electricity grid between Enna and Catania begins

On **7 March 2022**, Terna began the process of obtaining consent from the **Sicilian Regional Authority for construction of a new substation and two 150kV power lines in the provinces of Enna and Catania**. At the same time, Terna published the list of parcels of land affected by the works: four municipalities in Catania (Ramacca, Raddusa, Paternò and Castel di Iudica) and three in the province of Enna (Regalbuto, Agira and Assoro). Construction of the new infrastructure, in which Terna will invest over €20 million, is linked to the request by RFI (the Italian rail network operator) to connect the Regalbuto substation to the national transmission grid to upgrade the Palermo-Catania railway line. The work to be carried out by Terna will cut journey times on the “Catenanuova-Raddusa-Agira” section of the railway. The new substation will be constructed in the municipality of Regalbuto and will occupy an area of approximately 8,000 square metres. Two new 150kV overhead power lines will begin at the new substation: the 15-km “PC Assoro - ES Regalbuto” line and the 22-km “ES Regalbuto - ES Sferro” line. The work is subject to the outcome of an environmental impact assessment being conducted by Italy’s Ministry for the Ecological Transition.

Terna continues work on modernisation of Naples electricity grid

On **9 March 2022**, Terna began work on replacing the 5-km long underground power line connecting the “Naples Centre” primary substation with the “Doganella” primary substation. The work, which will last about 18 months, consists of replacing the existing liquid oil cable with a XLPE-coated cable, a more efficient, safer technology that requires less maintenance. The construction sites, which will involve three of the city’s districts (I, II and IV), will begin at Parco della Marinella before moving on to Via Cristoforo Colombo and Via Nuova Marina. Terna has agreed a plan of work with the City Council with the aim of keeping traffic moving as much as possible and reducing traffic restrictions on the sections of road involved. Once the work has been completed, Terna will adopt mitigation measures to reduce the impact on the area and ensure that the infrastructure is well integrated into the landscape. The Company will also restore the road surfaces.

Information event to present planned reorganisation of the electricity grid in Val Formazza in the province of Verbano–Cusio–Ossola

On **10 March 2022**, Terna organised an information day for local people in the towns of **Formazza, Premia, Crodo, Montecrestese, Crevaladossola, Masera and Baceno** (in the province of Verbano-Cusio-Ossola) which are to be affected by the reorganization of electricity grid in Val Formazza. From 10 in the morning to 12.30pm and from 3.30pm until 8 in the evening, Terna’s technicians were at the Foro Boario in Crodo to provide details of the plans for reorganization of the local grid, for which the process of obtaining consent from the Ministry for the Ecological Transition began in January of this year. The meeting, which reflects the Company’s efforts to enter into dialogue with local communities, was also an opportunity to gather suggestions and feedback from local people.

Terna signs Memorandum of Understanding for modernisation of electricity grid in Rome

On **10 March 2022**, the President of the Lazio region, Nicola Zingaretti, the Mayor of Rome, Roberto Gualtieri, and Terna’s Chief Executive Officer, Stefano Antonio Donnarumma, signed a **Memorandum of Understanding** at the Terna Auditorium. The document regards the establishment of a partnership between the three parties aimed at developing infrastructure to further increase the efficiency, sustainability and safety of the capital’s electricity system. The agreement concerns major work on the high-voltage grid in Rome, involving replacement of the entire 150kV underground power line between the “Laurentina” and “Flaminia” primary substations via the “Ostiense”, “Villa Borghese” and “Nomentana” primary substations. **The work will involve four “invisible” connections extending for a total of around 25 km**

and will involve investment of over €60 million. Some of the new cables, which are more technologically advanced than their predecessors, will be installed alongside the existing lines, while others will be laid along new routes. According to the terms of the agreement - valid for five years from the date of signature - a permanent technical working group is to be established to agree on timetables and working methods, with the aim of limiting disruption to traffic and taking a collaborative approach to resolving any issues.

Monitoring of overhead power lines in Sardinia completed

On **11 March 2022**, the process of monitoring overhead power lines in Sardinia was completed. In just eight days, a total of approximately 2,300 km of power line were inspected, including a total of eighty-nine 70kV, 150kV, 220kV and 380kV lines. The activities were coordinated by the Asset Management department of Terna and were carried out by operational teams from its Southern department using the Ecureil AS350 helicopter owned by the Group. Terna's technicians conducted a comprehensive analysis of the regional grid, checking for any defects on the conductors and pylons to ensure that the service is operating at full capacity.

Work on installation of the synchronous compensator at Suvereto begins

On **14 March 2022**, work began on installation of the synchronous compensator for the Suvereto substation in the province of Livorno. The new device is a key tool in improving the security of the grid, supporting inertia, voltage regulation and short-circuit power on grid nodes.

Two hectares of land transferred to the Municipality of Capri free of charge

On **16 March 2022**, Terna transferred eleven plots of land adjacent to the new electrical substation free of charge to the Municipality of Capri. The plots amount to a total of more than 18,000 square metres, almost two hectares or five acres of land. The land was purchased by the Company for construction of the island's new electricity substation, inaugurated in October 2020, with a commitment to transfer any areas not strictly necessary for operation of the substation once the work had finished. The transfer confirms the positive and constant dialogue between the Municipality of Capri and Terna, which is committed to working on a daily basis in synergy and in partnership with local and central government institutions throughout the country.

Conflict in Ukraine: risk assessment and prevention for the Terna Group

The very recent international events involving **Russia** and **Ukraine** are being closely watched by the Terna Group as part of our continuous monitoring of ongoing geopolitical developments and, in particular, the related legislation, above all with regard to international sanctions. This assessment is normally conducted on an ongoing basis to **exclude, mitigate and prevent risks that could have an impact on operations and on the security of the transmission service, our business and on the Terna Group's commercial and financial transactions (the "Activities")**. Given the exceptional nature and size of this global crisis, Terna has moved proactively to set up a specific task forces to monitor any new sanctions and to strengthen our due diligence procedures and ordinary controls, partly in view of the related policies adopted by the Terna Group. Whilst there are obvious concerns about how the crisis might develop and within a scenario marked by significant uncertainty, there is not at this time any evidence of an immediate, concrete impact on the normal conduct of our Activities or on the Group's strategy of combining sustainability with growth. Terna will, however, continue to closely follow any developments that could have currently unforeseeable consequences.

Disclosure

pursuant to art. 149-*duodecies* of the CONSOB Regulations for Issuers

The following table, prepared pursuant to art. 149-*duodecies* of the CONSOB Regulations for Issuers, shows the fees paid for audit and other services provided to the Terna Group by the Parent Company's independent auditors and the network of the Parent Company's independent auditors in 2021.

(€)		
	ENTITY PROVIDING SERVICE	FEES DUE FOR THE YEAR
Audit of the accounts and financial statements	Parent Company's auditor	434,836
Attestation and other services ¹⁰	Parent Company's auditor	100,335
Audit of the accounts and financial statements	Network of the Parent Company's auditor	217,139
Total		752,310

¹⁰ Attestation and other services include the services linked to the audit of the regulatory accounts the opinion on the distribution of interim dividends, the limited review of the Non-financial Statement, the procedures on green bond report and comfort letters for bonds.

Attestation

of the consolidated financial statements pursuant to art. 81-*ter* of CONSOB Regulation 11971 of 14 May 1999, as amended



Sede legale Terna SpA - Viale Egidio Galbani, 70 - 00156 Roma - Italia
Tel. +39 0683138111 - www.terna.it
Reg. Imprese di Roma, C.F. e P.I. 05779661007 R.E.A. 922416
Cap. Soc. 442.198.240 Euro interamente versato

"Terna Group"

1. The undersigned, Stefano Antonio Donnarumma, as Chief Executive Officer, and Agostino Scornajenchi, as Manager responsible for Terna SpA's financial reporting, having also taken account of the provisions of art. 154-bis, paragraphs 3 and 4 of Legislative Decree 58 of 24 February 1998, attest to:
 - the adequacy with regard to the nature of the Company, and
 - the effective application of the administrative and accounting procedures adopted in preparation of the consolidated financial statements during the year ended 31 December 2021.
2. The administrative and accounting procedures adopted in preparation of the consolidated financial statements for the year ended 31 December 2021 were drawn up, and their adequacy assessed, on the basis of the regulations and methods adopted by Terna SpA in accordance with the Internal Control-Integrated Framework model issued by the Committee of Sponsoring Organizations of the Treadway Commission. This Commission has established a body of general principles providing a standard for internal control and risk management systems that is generally accepted at international level.
3. We also attest that:
 - 3.1 the consolidated financial statements for the year ended 31 December 2021:
 - a. have been prepared in compliance with the International Financial Reporting Standards endorsed by the European Union through EC Regulation 1606/2002, issued by the European Parliament and by the Council on 19 July 2002 and the statutory requirements implementing the provisions of art. 9 of Legislative Decree 38/2005;
 - b. are consistent with the underlying accounting books and records;
 - c. provide a true and fair view of the financial position and results of operations of the issuer and the companies included in the scope of consolidation.
 - 3.2 the Directors' report on operations includes a reliable analysis of the operating and financial performance and situation of the issuer and the companies included in the scope of consolidation, as well as a description of the main risks and uncertainties to which they are exposed.

Rome, 17 March 2022

Chief Executive Officer
Stefano Antonio Donnarumma

(original signed)

Manager responsible for financial reporting
Agostino Scornajenchi

(original signed)



Independent Auditor's Report

pursuant to articles 14 of Legislative Decree 39 of 27 January 2010 and article 10 of Regulation (EU) 537/2014 - Consolidated financial statements for the year ended 31 December 2021

INDEPENDENT AUDITOR'S REPORT
PURSUANT TO ARTICLE 14 OF LEGISLATIVE DECREE No. 39 OF JANUARY 27, 2010
AND ARTICLE 10 OF THE EU REGULATION 537/2014

To the Shareholders of
Terna S.p.A.

REPORT ON THE AUDIT OF THE CONSOLIDATED FINANCIAL STATEMENTS

Opinion

We have audited the consolidated financial statements of Terna group (the "Group"), which comprise the statement of financial position as at 31 December 2021, the income statement, the statement of comprehensive income, the statement of changes in equity and the statement of cash flows for the year then ended, and notes to the consolidated financial statements, including a summary of significant accounting policies.

In our opinion, the accompanying consolidated financial statements give a true and fair view of the consolidated financial position of the Group as at 31 December 2021, and of its consolidated financial performance and its consolidated cash flows for the year then ended in accordance with International Financial Reporting Standards as adopted by the European Union and the requirements of national regulations issued pursuant to art. 9 of Italian Legislative Decree no. 38/05.

Basis for Opinion

We conducted our audit in accordance with International Standards on Auditing (ISA Italia). Our responsibilities under those standards are further described in the *Auditor's Responsibilities for the Audit of the Consolidated Financial Statements* section of our report. We are independent of Terna S.p.A. (the "Company") in accordance with the ethical requirements applicable under Italian law to the audit of the financial statements. We believe that the audit evidence we have obtained is sufficient and appropriate to provide a basis for our opinion.

Key Audit Matters

Key audit matters are those matters that, in our professional judgment, were of most significance in our audit of the consolidated financial statements of the current period. These matters were addressed in the context of our audit of the consolidated financial statements as a whole, and in forming our opinion thereon, and we do not provide a separate opinion on these matters.

Investments for the operation and development of the electricity transmission grid, relevant for the purposes of determining the transmission and dispatching activities charges

Description of the key audit matter As of 31 December 2021, the Group accounts in “Property, Plant, and Equipment” and “Intangible Assets”, respectively equal to Euro 15.317 million and Euro 400 million, mainly related to investments made for operation and development of the Italian national transmission grid (NTG) for high and extra-high voltage power. Investments made in the financial year relating to these items totalled Euro 1.521 million.

The Group operates as a natural monopoly and within a market regulated by the Italian Regulatory Authority for Energy, Networks and Environment (Autorità di Regolazione per Energia Reti e Ambiente, “ARERA”), which defines, among the others, the rules for the remuneration of the transmission and dispatching services. In particular, the regulated revenues for these services are determined annually by ARERA and provide for recognition of a predefined return on the regulatory net invested capital recognized (RAB – Regulated Asset Base), of the relative depreciation and of some operating expenses. The RAB value is determined by ARERA mainly through the revalued historical cost method.

We believe that investments for the operation and development of the electricity transmission grid represent a key audit matter for the Group's consolidated financial statements as of 31 December 2021 due to: (i) the relevance of the tangible and intangible assets related to operation and development of the electricity transmission grid compared to the Group's total assets, (ii) the relevance of the investments made during the year, (iii) their impact in determining the fees for the transmission and dispatching services.

Notes “13. Property, Plant, and Equipment “ and “15. Intangible Assets” of the consolidated financial statements include the disclosure on the investments for the operation and development of the electricity transmission grid.

Audit procedures performed With reference to investments for the operation and development of the electricity transmission grid, our audit procedures included, among the others, the following:

- understand the processes for recognition of such investments in the financial statements;
- understand the relevant controls implemented by the Group in relation to these processes and assessment of their operating effectiveness;

- comparative analysis of the items “Property, Plant, and Equipment” and “Intangible Assets”, as well as critical analysis of the composition of investments made during the year related to these items, including the analysis of any unusual item;
- with reference to investments and disposals occurred during the year, selection of a sample of transactions and test of the compliance with the capitalization and disposal criteria provided by accounting standards;
- test, on a sample basis, the accurate start of amortisation and depreciation when the asset is available for use for tangible assets under construction and intangible assets under development, even through the analysis of their aging;
- test the correct application of the depreciation rate with respect to the asset category and recalculation of the amortisation and depreciation for the year.

Finally, we assessed the adequacy of the disclosure provided in the notes to the consolidated financial statements and its compliance with the accounting standards.

Responsibilities of the Directors and the Board of Statutory Auditors for the Consolidated Financial Statements

The Directors are responsible for the preparation of consolidated financial statements that give a true and fair view in accordance with International Financial Reporting Standards as adopted by the European Union and the requirements of national regulations issued pursuant to art. 9 of Italian Legislative Decree no. 38/05, and, within the terms established by law, for such internal control as the Directors determine is necessary to enable the preparation of consolidated financial statements that are free from material misstatement, whether due to fraud or error.

In preparing the consolidated financial statements, the Directors are responsible for assessing the Group’s ability to continue as a going concern, disclosing, as applicable, matters related to going concern and using the going concern basis of accounting unless they have identified the existence of the conditions for the liquidation of the Company or the termination of the business or have no realistic alternatives to such choices.

The Board of Statutory Auditors is responsible for overseeing, within the terms established by law, the Group’s financial reporting process.

Auditor's Responsibilities for the Audit of the Consolidated Financial Statements

Our objectives are to obtain reasonable assurance about whether the consolidated financial statements as a whole are free from material misstatement, whether due to fraud or error, and to issue an auditor's report that includes our opinion. Reasonable assurance is a high level of assurance, but is not a guarantee that an audit conducted in accordance with International Standards on Auditing (ISA Italia) will always detect a material misstatement when it exists. Misstatements can arise from fraud or error and are considered material if, individually or in the aggregate, they could reasonably be expected to influence the economic decisions of users taken on the basis of these consolidated financial statements.

As part of an audit in accordance with International Standards on Auditing (ISA Italia), we exercise professional judgment and maintain professional skepticism throughout the audit. We also:

- Identify and assess the risks of material misstatement of the consolidated financial statements, whether due to fraud or error, design and perform audit procedures responsive to those risks, and obtain audit evidence that is sufficient and appropriate to provide a basis for our opinion. The risk of not detecting a material misstatement resulting from fraud is higher than for one resulting from error, as fraud may involve collusion, forgery, intentional omissions, misrepresentations, or the override of internal control.
- Obtain an understanding of internal control relevant to the audit in order to design audit procedures that are appropriate in the circumstances, but not for the purpose of expressing an opinion on the effectiveness of the Group's internal control.
- Evaluate the appropriateness of accounting policies used and the reasonableness of accounting estimates and related disclosures made by the Directors.
- Conclude on the appropriateness of management's use of the going concern basis of accounting and, based on the audit evidence obtained, whether a material uncertainty exists related to events or conditions that may cast significant doubt on the Group's ability to continue as a going concern. If we conclude that a material uncertainty exists, we are required to draw attention in our auditor's report to the related disclosures in the consolidated financial statements or, if such disclosures are inadequate, to modify our opinion. Our conclusions are based on the audit evidence obtained up to the date of our auditor's report. However, future events or conditions may cause the Group to cease to continue as a going concern.
- Evaluate the overall presentation, structure and content of the consolidated financial statements, including the disclosures, and whether the consolidated financial statements represent the underlying transactions and events in a manner that achieves fair presentation.

- Obtain sufficient appropriate audit evidence regarding the financial information of the entities or business activities within the Group to express an opinion on the consolidated financial statements. We are responsible for the direction, supervision and performance of the group audit. We remain solely responsible for our audit opinion.

We communicate with those charged with governance, identified at an appropriate level as required by ISA Italia, regarding, among other matters, the planned scope and timing of the audit and significant audit findings, including any significant deficiencies in internal control that we identify during our audit.

We also provide those charged with governance with a statement that we have complied with relevant ethical requirements regarding independence applicable in Italy, and to communicate with them all relationships and other matters that may reasonably be thought to bear on our independence, and where applicable, related safeguards.

From the matters communicated with those charged with governance, we determine those matters that were of most significance in the audit of the consolidated financial statements of the current period and are therefore the key audit matters. We describe these matters in our auditors' report.

Other information communicated pursuant to art. 10 of the EU Regulation 537/2014

The Shareholders' Meeting of Terna S.p.A. has appointed us on 8 May 2019 as auditors of the Company for the years from 31 December 2020 to 31 December 2028.

We declare that we have not provided prohibited non-audit services referred to in art. 5 (1) of EU Regulation 537/2014 and that we have remained independent of the Company in conducting the audit.

We confirm that the opinion on the financial statements expressed in this report is consistent with the additional report to the Board of Statutory Auditors, in its role of Audit Committee, referred to in art. 11 of the said Regulation.

REPORT ON OTHER LEGAL AND REGULATORY REQUIREMENTS

Opinion on the compliance with the provisions of the Delegated Regulation (EU) 2019/815

The Directors of Terna S.p.A. are responsible for the application of the provisions of the European Commission Delegated Regulation (EU) 2019/815 with regard to the regulatory technical standards on the specification of the single electronic reporting format (ESEF – European Single Electronic Format) (hereinafter referred to as the “Delegated Regulation”) to the consolidated financial statements, to be included in the annual financial report.

We have carried out the procedures set forth in the Auditing Standard (SA Italia) n. 700B in order to express an opinion on the compliance of the consolidated financial statements with the provisions of the Delegated Regulation.

In our opinion, the consolidated financial statements have been prepared in XHTML format and have been marked up, in all material respects, in accordance with the provisions of the Delegated Regulation.

Opinion pursuant to art. 14 paragraph 2 (e) of Legislative Decree 39/10 and art. 123-bis, paragraph 4, of Legislative Decree 58/98

The Directors of Terna S.p.A. are responsible for the preparation of the report on operations and the report on corporate governance and the ownership structure of Terna Group as at 31 December 2021, including their consistency with the related consolidated financial statements and their compliance with the law.

We have carried out the procedures set forth in the Auditing Standard (SA Italia) n. 720B in order to express an opinion on the consistency of the report on operations and some specific information contained in the report on corporate governance and the ownership structure set forth in art. 123-bis, n. 4 of Legislative Decree 58/98, with the consolidated financial statements of Terna Group as at 31 December 2021 and on their compliance with the law, as well as to make a statement about any material misstatement.

In our opinion, the above-mentioned report on operations and some specific information contained in the report on corporate governance and the ownership structure are consistent with the consolidated financial statements of Terna Group as at 31 December 2021 and are prepared in accordance with the law.

With reference to the statement referred to in art. 14, paragraph 2 (e), of Legislative Decree 39/10, made on the basis of the knowledge and understanding of the entity and of the related context acquired during the audit, we have nothing to report.

Statement pursuant to art. 4 of the Consob Regulation for the implementation of Legislative Decree 30 December 2016, no. 254

The Directors of Terna S.p.A. are responsible for the preparation of the non-financial statement pursuant to Legislative Decree 30 December 2016, no. 254.

We verified the approval by the Directors of the non-financial statement.

Pursuant to art. 3, paragraph 10 of Legislative Decree 30 December 2016, no. 254, this statement is subject of a separate attestation issued by us.

DELOITTE & TOUCHE S.p.A.

Signed by
Domenico Falcone
Partner

Rome, Italy
7 April 2022

This independent auditor's report has been translated into the English language solely for the convenience of international readers. Accordingly, only the original text in Italian language is authoritative.





 Terna

**SEPARATE FINANCIAL
STATEMENTS**



Contents

Separate financial statements	416
Income statement of Terna S.p.A.	416
Statement of comprehensive income of Terna S.p.A.	417
Statement of financial position of Terna S.p.A.	418
Statement of changes in equity	420
Statement of cash flows	422
Notes	424
A. Accounting policies and measurement criteria	424
B. Notes to the income statements	444
C. Operating segments	452
D. Notes to the statement of financial position	453
E. Commitments and risks	475
F. Business combinations	482
G. Related party transactions	482
H. Significant non-recurring, atypical or unusual events and transactions	489
I. Notes to the statement of cash flows	489
L. Government grants	490
M. Proposal for appropriation of profit for the year	491
N. Events after 31 December 2021	492
Disclosure pursuant to art. 149-<i>duodecies</i> of the CONSOB Regulations for Issuers	501
Attestation of the separate financial statements pursuant to art. 81-<i>ter</i> of CONSOB Regulation 11971 of 14 May 1999, as amended	502
Report of the Board of Statutory Auditors to the Annual General Meeting of Terna S.p.A.'s shareholders	504
Independent Auditor's Report pursuant to articles 14 and 16 of Legislative Decree 39 of 27 January 2010 - Separate financial statements for the year ended 31 December 2021	518

Financial statements

Income statement of Terna S.p.A.

		(€)	
	NOTE	2021	2020
A - REVENUE			
1. Revenue from sales and services	1	2,146,811,627	2,037,100,265
<i>of which: related parties</i>		1,757,378,433	1,713,712,766
2. Other revenue and income	2	77,270,263	49,508,889
<i>of which: related parties</i>		31,267,339	27,703,214
Total revenue		2,224,081,890	2,086,609,154
B - OPERATING COSTS			
1. Raw and consumable materials used	3	5,976,243	2,934,602
<i>of which: related parties</i>		2	87,966
2. Services	4	411,931,685	395,060,854
<i>of which: related parties</i>		350,578,841	348,096,223
3. Personnel expenses	5	76,342,716	71,128,754
- gross personnel expenses		88,448,387	76,418,183
- capitalised personnel expenses		(12,105,671)	(5,289,429)
<i>of which: related parties</i>		1,096,829	909,882
4. Amortisation, depreciation and impairment losses	6	585,810,876	571,171,050
5. Other operating costs	7	23,028,603	30,520,691
<i>of which: related parties</i>		68,501	198,961
Total costs		1,103,090,123	1,070,815,951
A-B OPERATING PROFIT/(LOSS)		1,120,991,767	1,015,793,203
C - FINANCIAL INCOME/(EXPENSES)			
1. Financial income	8	14,360,043	29,339,820
<i>of which: related parties</i>		436,302	19,933,688
2. Financial expenses	8	(92,772,644)	(86,633,507)
<i>of which: related parties</i>		(20,867)	(32,604)
D - PROFIT/(LOSS) BEFORE TAX		1,042,579,166	958,499,516
E - INCOME TAX EXPENSE	9	297,665,547	269,339,403
F - PROFIT/(LOSS) FOR THE YEAR FROM CONTINUING OPERATIONS		744,913,619	689,160,113
G - PROFIT/(LOSS) FOR THE YEAR FROM ASSETS HELD FOR SALE	10	(9,665,093)	(1,588,847)
H - PROFIT FOR THE YEAR		735,248,526	687,571,266

Statement of comprehensive income of Terna S.p.A.*

		(€)	
	NOTE	2021	2020
PROFIT FOR THE YEAR		735,248,526	687,571,266
Other comprehensive income for the year reclassifiable to profit or loss			
- Cash flow hedge	21	74,275,418	(77,891,323)
- Financial assets at fair value through other comprehensive income	21	(2,974,000)	2,445,211
- Cost of hedges	21	350,773	13,705,891
Other comprehensive income for the year not reclassifiable to profit or loss			
- Actuarial gains/(losses) on provisions for employee benefits	21	825,777	(405,488)
Total other comprehensive income		72,477,968	(62,145,709)
COMPREHENSIVE INCOME FOR THE YEAR		807,726,494	625,425,557

* Amounts are shown net of tax, where applicable.

Statement of financial position of Terna S.p.A.

			(€)
	NOTE	31 DECEMBER 2021	31 DECEMBER 2020
A – NON-CURRENT ASSETS			
1. Property, plant and equipment	11	13,447,430,700	12,755,221,891
<i>of which: related parties</i>		160,872,604	116,552,050
2. Goodwill	12	190,228,231	190,228,231
3. Intangible assets	13	353,625,748	285,659,821
4. Deferred tax assets	14	109,342,277	109,825,683
5. Non-current financial assets	15	1,415,091,938	1,513,097,841
<i>of which: related parties</i>		-	22,422,935
6. Other non-current assets	16	6,361,704	4,918,651
<i>of which: related parties</i>		1,415,511	349,352
Total non-current assets		15,522,080,598	14,858,952,118
B – CURRENTS ASSETS			
1. Trade receivables	17	2,633,333,626	1,091,087,665
<i>of which: related parties</i>		309,176,439	263,061,089
2. Current financial assets	15	980,574,975	621,024,841
3. Cash and cash equivalents	18	1,619,814,640	2,451,843,285
<i>of which: related parties</i>		137,693,625	(58,704,126)
4. Income tax assets	19	3,454,116	3,220,794
<i>of which: related parties</i>		26,421,752	24,312,747
5. Other current assets	16	21,018,618	34,894,879
<i>of which: related parties</i>		-	265,883
Total current assets		5,258,195,975	4,202,071,464
C- Assets held for sale	20	23,044,212	-
TOTAL ASSETS		20,803,320,785	19,061,023,582

(continued)

(continued)

(€)

	NOTE	31 DECEMBER 2021	31 DECEMBER 2020
D – EQUITY			
1. Share capital		442,198,240	442,198,240
2. Other reserves		684,132,325	617,660,889
3. Retained earnings/(accumulated losses)		2,665,343,879	2,518,877,167
4. Interim dividend		(197,381,214)	(182,708,272)
5. Profit for the year		735,248,526	687,571,266
Total equity	21	4,329,541,756	4,083,599,290
E – NON-CURRENT LIABILITIES			
1. Long-term borrowings	22	8,813,900,637	9,630,770,331
2. Employee benefits	23	12,320,918	13,578,290
3. Provisions for risks and charges	24	104,626,447	141,691,759
4. Non-current financial liabilities	22	83,661,191	251,373,591
5. Other non-current liabilities	25	346,621,805	332,823,592
<i>of which: related parties</i>		27,325,796	29,231,349
Total non-current liabilities		9,361,130,998	10,370,237,563
F – CURRENT LIABILITIES			
1. Short-term borrowings	22	1,917,570,334	977,134,397
2. Current portion of long-term borrowings	22	1,634,927,207	1,377,753,541
3. Trade payables	26	3,090,931,401	1,884,552,822
<i>of which: related parties</i>		627,816,091	578,009,833
4. Tax expense	26	33,912,907	-
5. Current financial liabilities	22	45,708,530	89,726,277
6. Other current liabilities	26	389,597,652	278,019,692
<i>of which: related parties</i>		12,566,139	26,158,919
Total current liabilities		7,112,648,031	4,607,186,729
TOTAL LIABILITIES AND EQUITY		20,803,320,785	19,061,023,582

Statement of changes in equity

31 DECEMBER 2020 - 31 DECEMBER 2021

(€m)

SHARE CAPITAL AND RESERVES OF TERNA SPA

	SHARE CAPITAL	LEGAL RESERVE	SHARE PREMIUM RESERVE	CASH FLOW HEDGE RESERVE	RESERVE FOR TREASURY SHARES	OTHER RESERVES	RETAINED EARNINGS/ (ACCUMULATED LOSSES)	INTERIM DIVIDEND	PROFIT FOR THE YEAR	EQUITY
EQUITY AT 31 DECEMBER 2020	442.2	88.4	20.0	(215.1)	(9.5)	733.8	2,518.9	(182.7)	687.6	4,083.6
PROFIT FOR THE YEAR	-	-	-	-	-	-	-	-	735.2	735.2
OTHER COMPREHENSIVE INCOME:										
- Change in fair value of cash flow hedges	-	-	-	74.3	-	-	-	-	-	74.3
- Financial assets at fair value through other comprehensive income	-	-	-	-	-	(3.0)	-	-	-	(3.0)
- Cost of hedges	-	-	-	0.4	-	-	-	-	-	0.4
- Actuarial gains/(losses) on employee benefits	-	-	-	-	-	0.8	-	-	-	0.8
Total other comprehensive income	-	-	-	74.7	-	(2.2)	-	-	-	72.5
COMPREHENSIVE INCOME	-	-	-	74.7	-	(2.2)	-	-	735.2	807.7
TRANSACTIONS WITH SHAREHOLDERS:										
- Appropriation of profit for 2020										
- Retained earnings	-	-	-	-	-	-	145.9	-	(145.9)	-
- Dividends	-	-	-	-	-	-	-	182.7	(541.7)	(359.0)
- Interim dividend 2021	-	-	-	-	-	-	-	(197.4)	-	(197.4)
- Purchase of treasury shares	-	-	-	-	(10.0)	-	-	-	-	(10.0)
Total transactions with shareholders	-	-	-	-	(10.0)	-	145.9	(14.7)	(687.6)	(566.4)
Share option reserve	-	-	-	-	-	4.0	-	-	-	4.0
Other changes	-	-	-	-	-	-	0.6	-	-	0.6
Total other changes	-	-	-	-	-	4.0	0.6	-	-	4.6
EQUITY AT 31 DECEMBER 2021	442.2	88.4	20.0	(140.4)	(19.5)	735.6	2,665.4	(197.4)	735.2	4,329.5

31 DECEMBER 2019 - 31 DECEMBER 2020

(€m)

SHARE CAPITAL AND RESERVES OF TERNA SPA

	SHARE CAPITAL	LEGAL RESERVE	SHARE PREMIUM RESERVE	CASH FLOW HEDGE RESERVE	RESERVE FOR TREASURY SHARES	OTHER RESERVES	RETAINED EARNINGS/ (ACCUMULATED LOSSES)	INTERIM DIVIDEND	PROFIT FOR THE YEAR	EQUITY
EQUITY AT 31 DECEMBER 2019	442.2	88.4	20.0	(150.9)	-	730.5	2,306.6	(169.2)	713.5	3,981.1
PROFIT FOR THE YEAR	-	-	-	-	-	-	-	-	687.6	687.6
OTHER COMPREHENSIVE INCOME:										
- Change in fair value of cash flow hedges	-	-	-	(77.9)	-	-	-	-	-	(77.9)
- Financial assets at fair value through other comprehensive income	-	-	-	-	-	2.5	-	-	-	2.5
- Cost of hedges	-	-	-	13.7	-	-	-	-	-	13.7
- Actuarial gains/(losses) on employee benefits	-	-	-	-	-	(0.4)	-	-	-	(0.4)
Total other comprehensive income	-	-	-	(64.2)	-	2.1	-	-	-	(62.1)
COMPREHENSIVE INCOME	-	-	-	(64.2)		2.1	-	-	687.6	625.5
TRANSACTIONS WITH SHAREHOLDERS:										
Appropriation of profit for 2019										
- Retained earnings	-	-	-	-	-	-	212.0	-	(212.0)	-
- Dividends	-	-	-	-	-	-	-	169.2	(501.5)	(332.3)
Interim dividend 2020	-	-	-	-	-	-	-	(182.7)	-	(182.7)
Purchase of treasury shares	-	-	-	-	(9.5)	-	-	-	-	(9.5)
Total transactions with shareholders and other transactions	-	-	-	-	(9.5)	-	212.0	(13.5)	(713.5)	(524.5)
Share option reserve	-	-	-	-	-	1.2	-	-	-	1.2
Other changes	-	-	-	-	-	-	0.3	-	-	0.3
Total other changes	-	-	-	-	-	1.2	0.3	-	-	1.5
EQUITY AT 31 DECEMBER 2020	442.2	88.4	20.0	(215.1)	(9.5)	733.8	2,518.9	(182.7)	687.6	4,083.6

Statement of cash flows

		(€ milioni)	
	NOTE	2021	2020
PROFIT FOR THE YEAR		735.2	687.6
ADJUSTED BY:			
Amortisation, depreciation and impairment losses /(reversals of impairment losses) on non-current property, plant and equipment and intangible assets*		589.4	562.6
Accruals to provisions (including provisions for employee benefits) and impairment losses		18.7	39.8
(Gains)/Losses on sale of property, plant and equipment		(12.6)	(5.5)
Financial (income)/expense	8	79.9	54.7
Income tax expense	9	297.7	269.3
Other non-cash movements	21	4.0	1.2
CASH FLOW FROM OPERATING ACTIVITIES BEFORE CHANGES IN NET WORKING CAPITAL		1,712.3	1,609.7
Increase/(decrease) in provisions (including provisions for employee benefits and taxation)		(56.1)	(66.1)
(Increase)/decrease in trade receivables and other current assets		(1,528.9)	47.7
Increase/(decrease) in trade payables and other current liabilities		1,312.2	(175.1)
Increase/(decrease) in other non-current assets		(10.8)	4.6
Increase/(decrease) in other non-current liabilities		(59.3)	(9.5)
Interest income and other financial income received		51.6	26.4
Dividends collected	8	-	19.5
Interest expense and other financial expenses paid		(209.0)	(195.2)
Income tax paid		(285.5)	(303.1)
CASH FLOW FROM OPERATING ACTIVITIES [A]		926.5	958.9
<i>of which: related parties</i>		(211.2)	53.0
Purchase of non-current property, plant and equipment after grants collected	11	(1,206.1)	(1,010.5)
Proceeds from the sale of non-current property, plant and equipment and other movements		(0.1)	10.5
Purchase of non-current intangible assets	13	(128.3)	(92.4)
Intercompany (additions)/sales of property, plant and equipment		0.1	0.9
Capitalised financial expenses		10.8	10.1
(Increase)/decrease in investments		(5.4)	(102.9)
Movements in short- and medium/long-term financial investments		600.0	(121.2)
CASH FLOW FOR INVESTING ACTIVITIES [B]		(729.0)	(1,305.5)
<i>of which: related parties</i>		(44.3)	(20.6)
Recognition of the reserve for treasury shares	21	(10.0)	(9.5)
Dividends paid		(546.7)	(517.1)
Movements in short- and medium/long-term financial liabilities (including short-term portion)**		(472.9)	2,605.9
CASH FLOW FROM/(FOR) FINANCING ACTIVITIES [C]		(1,029.6)	2,079.3
INCREASE/(DECREASE) IN CASH AND EQUIVALENTS [A+B+C]		(832.1)	1,732.7
Cash and cash equivalents at beginning of year		2,451.9	719.2
Cash and cash equivalents at end of year		1,619.8	2,451.9

* After grants related to assets recognised in the income statement for the year.

** After derivatives and impact of fair value adjustments, including cash movements in right-of-use assets.



Notes

A. Accounting policies and measurement criteria

Introduction

Terna S.p.A., which provides electricity transmission and dispatching services, is a joint-stock company and its registered office is at Viale Egidio Galbani 70, Rome, Italy.

Publication of the separate financial statements was authorised by the Board of Directors on 17 March 2022.

The separate financial statements at and for the year ended 31 December 2021 are available for inspection on request at Terna S.p.A.'s registered office at Viale Egidio Galbani 70, Rome, or on the Company's website at www.terna.it.

The Board of Directors has authorised the Chairwoman and the Chief Executive Officer to make any alterations to the form of the financial statements that may be necessary during preparation of the final text to be presented to the Annual General Meeting, and to make any additions and adjustments to the sections concerning significant subsequent events.

Compliance with IAS/IFRS

The separate financial statements have been prepared in accordance with International Financial Reporting Standards (IFRS), International Accounting Standards (IAS) issued by the International Accounting Standards Board (IASB) and the interpretations of the International Financial Reporting Interpretations Committee (IFRIC) and the Standing Interpretations Committee (SIC), as endorsed by the European Commission ("IFRS").

This document has also been prepared taking into account the provisions of Legislative Decree 38 of 28 February 2005 of the Italian Civil Code and CONSOB Resolutions 15519 ("Provisions governing financial statements in implementation of art. 9, paragraph 3 of Legislative Decree 38/2005") and 15520 ("Amendments to the implementing rules for Legislative Decree 58/1998"), as well as CONSOB Communication DEM/6064293 ("Disclosure requirements for listed issuers and issuers of financial instruments that are widely held among the public pursuant to art. 116 of the Consolidated Law on Finance").

The separate financial statements have been prepared on a historical cost basis, with the exception of certain financial instruments, and on a going concern basis.

Basis of presentation

The separate financial statements consist of the statement of financial position, the income statement, the statement of comprehensive income, the statement of changes in equity, the statement of cash flows and the notes thereto.

In the statement of financial position, assets and liabilities are classified on a "current/non-current" basis, with separate reporting of assets and liabilities held for sale. Current assets, which include cash and cash equivalents, are those held for realisation, sale or consumption in the Company's normal operating cycle; current liabilities are those expected to be settled in the Company's normal operating cycle or within one year of the end of the financial year.

The income statement is classified on the basis of the nature of costs. The income statement is presented as two statements, the first of which (the income statement) presents revenue and

expense items for the year; the second (the statement of comprehensive income) starts with the result for the year and then presents the revenue and expense items that are recognised in equity rather than profit or loss for the year.

The statement of cash flows has been prepared using the indirect method.

The separate financial statements are accompanied by the Integrated Report for Terna S.p.A. and the Group, which as from financial year 2008 have been prepared as a single document, exercising the option granted by Legislative Decree 32 of 2 February 2007, which amended art. 40 (Integrated Report) of Legislative Decree 127 of 9 April 1991. From 2021, the Terna Group's Annual Report contains the first Integrated Report, including in a single document the Report on Operations, the Sustainability Report and the Consolidated Non-financial Statement (the "NFS"), in addition to the consolidated financial statements and the Parent Company's separate financial statements.

The separate financial statements are presented in euros, whilst amounts in statement of changes in equity, statement of cash flows and notes are presented in millions of euros to the first decimal place, unless otherwise stated.

The separate financial statements have been prepared on a historical cost basis, with the exception of certain items that, in accordance with IFRS, are recognised at fair value, as indicated in the measurement criteria for individual items.

Given that the requirements of IFRS 5 have been met, gains and losses for 2021 and 2020 on the investment in the Uruguayan subsidiary involved in the planned sale of assets have been classified in the item "Profit/(Loss) for the year from assets held for sale" in the reclassified income statement. Likewise, the assets attributable to the same subsidiary at 31 December 2021 have been reclassified to the item "Assets held for sale" in the reclassified statement of financial position, without modifying the comparative amount.

Certain amounts in the financial statements at and for the year ended 31 December 2020 have been restated in order to provide an improved basis of comparison, without however modifying the amount of equity at 31 December 2020 or amounts in the income statement and statement of comprehensive income for 2020.

Use of estimates

In application of IFRS, preparation of the statement of financial position and the income statement requires the Company to use estimates and assumptions that affect the carrying amounts of assets and liabilities and the related disclosures, in addition to contingent assets and liabilities at the reporting date.

Estimates are based on the information available to management at the date of preparation of the financial statements. These estimates and the associated assumptions are based on previous experience and various factors that are believed to be reasonable under the circumstances. The resulting estimates form the basis for making the judgements about the carrying amounts of assets and liabilities that are not readily apparent from other objective sources. Actual results may differ from these estimates. The estimates and underlying assumptions are reviewed periodically and the effects of any changes are recognised in the income statement for the year, if they relate solely to that period. In the case that the revision affects both current and future years, the change is recorded in the year in which the estimate is reviewed as well as in the relevant future years.

The assets and liabilities subject to key estimates and assumptions used by the Company in applying the IFRS endorsed by the European Commission, and that could have a significant impact on the separate financial statements, or that could give rise to risks that would entail significant adjustments to the carrying amounts of assets and liabilities in subsequent years, are summarised below.

Impairment losses

Property, plant and equipment and intangible assets with finite useful lives are tested at least once a year to check for evidence of impairment. If there is evidence that an asset may be impaired, its recoverable amount is estimated.

The recoverable amount of goodwill and intangible assets with indefinite useful lives, where present, as well as intangible assets not yet available for use, is estimated at least annually. The recoverable amount is equal to the greater of the fair value less costs to sell and value in use. Value in use is measured by discounting estimated future cash flows considering information available at the time of estimate and on the basis of estimates of the performance of future variables, such as prices, costs, demand growth rates, production profiles, and discounted at a pre-tax rate that reflects current market assessments of the time value of money for the investment period and risks specific to the asset. If the intangible asset does not generate cash inflows that are largely independent, the asset's recoverable amount is calculated as part of the Cash Generating Unit ("CGU") to which it belongs.

An impairment loss is recognised in the income statement when the asset's carrying amount, or the net invested capital of the CGU to which it belongs, is greater than its recoverable amount.

Impairment losses on CGUs are first taken as a reduction in the carrying amount of any allocated goodwill and then as a reduction in other assets allocated to the CGU on a pro rata basis. Except for goodwill, impairment losses may be reversed up to the recoverable amount or the original cost of the asset if there is an indication that the impairment loss no longer exists or when there is a change in the methods used to measure the recoverable amount.

Allowance for doubtful accounts

Trade receivables are initially recognised at fair value net of any losses relating to sums considered non-recoverable, for which specific provisions have been made in the allowance for doubtful accounts.

Credit losses are determined in application of IFRS 9 (a model based on expected credit losses). This requires the Company to assess expected credit losses, and the related changes, at each reporting date.

Specifically, the Company has applied the simplified approach permitted by IFRS 9 to trade receivables, finance lease receivables and assets deriving from contracts with customers, in order to measure the allowance for doubtful accounts based on expected losses over the life of the receivable. The Company has thus determined the amount of expected credit losses using a provisioning matrix, based on information regarding historical credit losses for similar past due exposures, adjusted to take into account current conditions and forward-looking elements.

Provisions for risks and charges

Provisions for risks and charges are allocated when a disbursement of cash, for an amount which can be reliably estimated, will be necessary to fulfil a legal or constructive obligation arising as a result of a past event.

Where the time value of money is significant, provisions are discounted, using a rate that the Company believes to be appropriate (a rate is used gross of taxes, which reflects current market conditions and the specific risks connected with the liability). After initial recognition, the value of the provisions for risks and charges is updated to reflect the passage of time and any changes in the estimate following alterations to the amounts forecast, the timing and the discount rates used. Any increase in provisions associated with the passage of time is recognised in the income statement under "Financial expenses".

Liabilities that can be associated with legal and tax disputes, early retirement incentives, urban and environmental restoration projects and other sundry charges are estimated by the Company. The measurement of provisions for legal disputes is based on the probability of incurring an expense, including through the use of external legal advisors supporting the Company; the estimate of provisions to be set aside for urban and environmental restoration projects, the offsets aimed at compensating for the environmental impact of the construction of new infrastructure, is based on an analysis of the agreements entered into with the local authorities concerned and the progress of work on construction of the new infrastructure.

Employee benefits

Post-employment benefits are defined on the basis of plans, even if not formalised, that based on their nature are classified as either “defined benefit” plans or “defined contribution” plans. The liability for employee benefits paid upon or following termination of employment in relation to defined benefit plans or other long-term benefits is recognised net of any plan assets and is measured on the basis of actuarial assumptions, estimating the amount of future benefits that employees have vested at the reporting date and is recognised on an accruals basis in line with the period of service necessary to obtain the benefit.

Changes in the value of the net liabilities (revaluations) deriving from actuarial gains or losses, resulting from changes in the actuarial assumptions used or adjustments based on past experience, are recognised in other comprehensive income in the year in which they occur. If a plan is modified, curtailed or extinguished, the related effects are recognized in profit or loss. Net financial expenses include the component of the return on plan assets and the interest cost to be recognised in profit or loss and are measured by multiplying the liabilities, net of any plan assets, by the discount rate applied to the liabilities; net interest on defined benefit plans is recognized in “Financial income/(expenses)”.

The actuarial valuations used to quantify employee benefits (of all plans except termination benefits or *TFR*) were based on “vested benefits”, applying the projected unit credit method. These valuations are based on economic and demographic assumptions: the discount rate (used to determine the present value of the obligation, determined considering returns on high quality bonds in line with the duration of the group of workers measured), the inflation rate, the rate at which future salary levels are expected to rise, the rate of increase for average health reimbursements, rate of increase for electricity prices and demographic factors, such as mortality and invalidity, retirement, resignation, advances and household composition. The method of calculation used for *TFR* consists of discounting to present value, at the measurement date, each estimated payment due to every employee, projected through to the estimated period in which the *TFR* will be paid.

The Company’s obligation under defined contribution plans, limited to the payment of contributions to the state or to a legally separate entity (a fund), is measured on the basis of the contributions payable. The cost of such plans is recognised in profit or loss based on the contribution paid during the period.

Assessment of the impact of Covid-19

Against a social and economic backdrop deeply affected by the Covid-19 pandemic, in the last two years (2020-2021), the Terna Group’s business model proved to be extremely resilient, with a solid financial structure and a significant level of digitalisation capable of enabling us to respond to the new challenges brought about by the pandemic. Based on the current situation in relation to the pandemic in which, although certain concerns remain, above all regarding the spread of the different variants of the virus, there are real signs that the health emergency is coming to an end, there continue to be no circumstances requiring an in-depth assessment of the validity of application of the going concern basis.

This assessment was conducted in view of the provisions of IAS 1, which requires an entity’s management, in the event of uncertainties, including the current pandemic, to assess the potential impact on the entity’s ability to continue as a going concern.

Assessment of the impact of the Covid-19 pandemic on the presentation and measurement of items in the separate annual financial statements

In line with the ESMA recommendations published in 2020 and 2021¹ and in accordance with the requirements set out in CONSOB Warning 1/2021 dated 16 February 2021, the Company has closely monitored the development of the Covid-19 pandemic and its potential impact on individual items in the separate financial statements.

Non-financial assets and investments

Assessment of the impact of the pandemic has not resulted in trigger events requiring the conduct of an impairment test of the value of the property, plant and equipment owned by the Company or of intangible assets with finite useful lives. This assessment confirms the outcome of the same procedure carried out in 2020, as the pandemic has had a marginal impact on expected cash flows, given that cash flows are for the most part linked to concessions.

With regard to the recoverable amount of property, plant and equipment and intangible assets with finite useful lives forming part of the RAB (regulated asset base), the assessment of expected future cash flows generated by these assets has shown that the slowdown in operating activities, which had already been reversed in the second half of 2020, and the macroeconomic effects of the outbreak of the pandemic, have not given rise to impacts constituting triggering events requiring the Company to test for impairment. The same conclusions also apply to the recoverable amount of investments accounted for using the equity method, relating to companies for which the impact of the pandemic has been marginally contained.

Intangible assets with indefinite useful lives (Goodwill)

Measurement of the recoverable amount of the goodwill allocated to the Company's "Transmission" CGU was based on the fair value less costs of disposal. This was determined taking into account Terna's share price, appropriately adjusted for the estimated fair value of assets and liabilities not attributable to the CGU that includes transmission activities. The recoverable amount determined during the impairment test is higher than the carrying amount of goodwill.

Loan agreements and leases

The loan agreements and leases to which the Company is party have not, to date, been subject to contractual amendments concerning either repayments to be made or the related deadlines as a result of the Covid-19 pandemic.

Financial instruments

The negative effects of the pandemic, which continued throughout 2021, have not, despite the generally poor macroeconomic environment, had a major impact on the Company's financial instruments.

The Company's trade receivables fall within the hold to collect business model, primarily fall due within 12 months and do not include a significant financial component. The current pandemic and the related developments have not, therefore, had any impact, including with regard to the identified business model for financial instruments, not resulting in any changes to the chosen classification.

In addition, fair value measurement of the financial assets and liabilities held by the Company has not undergone changes in terms of an increase in the related risks (market, liquidity and credit). Similarly, movements in the underlying assumptions have not altered the sensitivity analyses linked to their measurement.

In terms of recoverable amount, it should be noted that the outbreak of the pandemic has not led to any deterioration in 2021 in the receivables due from the Company's main counterparties

¹ ESMA Recommendation of 29 October 2021: 'European common enforcement priorities for 2021 annual financial reports'.

(dispatching customers for injections or for withdrawals and distributors), considered solvent by the market, and therefore assigned high credit ratings.

As described in more detail in the section, "Credit risk", management of this risk is also driven by the provisions of ARERA Resolution 111/06, which introduced instruments designed to limit the risks related to the insolvency of dispatching customers, both on a preventive basis and in the event of an actual insolvency. The assessment conducted has, moreover, not provided evidence of the need to modify the model used following an evaluation of the impact of the pandemic.

With regard, on the other hand, to the Company's ability to obtain financing, no particular issues linked to the pandemic have been identified, considering that the Company has sufficient liquidity to meet its obligations falling due in the next 12 months and beyond.

As described in the section, "Default risk and debt covenants", long-term borrowings do not contain covenants linked to financial ratios, but rather consisting of "negative pledge" and "*pari passu*" provisions and other standard provisions applied to investment grade companies. In addition, Moody's, S&P and Scope have assigned the Company ratings of Baa2/BBB+/A-, one notch above Italy's sovereign rating.

With regard to financial statement items measured at fair value, none of the borrowings and the related hedges accounted for under hedge accounting have, given their nature, been significantly impacted in view of the existing hedging relationship and the strength of counterparties. Moreover, the pandemic and the related effects have not led to changes in the related hedging relationships or in the underlyings, consisting of both past and future transactions.

Revenue recognition

The Company has already, in 2020, assessed the potential impact of the Covid-19 pandemic on movements in the income generated by its activities. Given that the most significant portion of the Company's income consists of revenue from Regulated Activities, and in view of the basis on which revenue is determined, management has not identified a need to modify the value of revenue accounted for by the Company. Moreover, the significant improvement in the final results for 2021 and the related demand for energy have confirmed the above assumptions.

Employee benefits

Assessment of the impact of the current pandemic has not led to a revision of the assumptions underlying the measurement of employee benefits compared with those used in the previous year.

Deferred tax assets

Following the assessment of the effects of the Covid-19 pandemic, it was not necessary to revise earlier assessments of the recoverability of deferred tax assets, partly with regard to the final results for the year.

Climate change

Awareness of the progress of climate change and its effects has led to a growing need to provide disclosure in the Annual Report (or Integrated Report). Although there is no international accounting standard governing how the impact of climate change should be taken into account in the preparation of financial statements, the IASB has issued certain documents providing support for IFRS-adopters seeking to satisfy the demand for disclosure from interested parties. Similarly, ESMA, in its European Common Enforcement Priorities dated 29 October 2021, highlighted the need for issuers to consider climate risks when preparing their IFRS financial statements to the extent that such risks are material, regardless of whether or not this is explicitly required by the relevant accounting standards.

The Terna Group describes its considerations on the actions linked to the need to mitigate the impact of climate change primarily in the sections, “The market environment” and “Opportunities and risks linked to climate change” in the Integrated Report for 2021. In these sections, as a TSO providing transmission and dispatching services, the Terna Group undoubtedly plays an active role in supporting the system in achieving the challenging targets linked to efforts to reduce CO₂ emissions. Indeed, in addition to the emissions connected with electricity consumption, the most significant component relating to Terna’s indirect emissions is linked to grid losses that in turn lead to the indirect need to produce CO₂ to offset such losses with additional electricity. In themselves, a TSO’s emissions (scopes 1 and 2 in the ‘GHG emission protocol’) are extremely modest when compared with the potential system-level reduction resulting from the integration of renewable sources and electrification.

The Company has chosen to report its considerations on climate change in a single note. The following is a summary of management’s considerations on aspects deemed material in relation to preparation of the separate financial statements.

IAS 1 – Presentation of Financial Statements

IAS 1 requires entities to provide disclosures - for example, on climate-related matters - not specifically required by IFRS and not presented elsewhere, but that are relevant to an understanding of the financial statements. The requirements of IAS 1 apply to the financial statements as a whole.

As regards the judgements and estimates made in preparing the financial statements, IAS 1 requires entities to provide disclosure of the future-oriented estimates used and that have a significant risk of resulting in a material adjustment within the next financial year. Key assumptions regarding climate-related matters are described below.

In terms of the short term, management has not identified any specific effects of climate-related risks to be considered when applying the accounting standards.

With regard to the medium to long term, management has identified risks primarily linked to the Company’s role as a TSO, deriving from the need to adapt the electricity grid in the form of work designed to boost resilience and allow it to handle the new profile and mix of the energy injected into the grid. However, as described in greater detail in the specific sections that follow, the steps planned with the aim of mitigating such risks do not require further consideration during application of the accounting standards used in preparation of these financial statements.

It should be noted, however, that assessment and, more specifically, quantification of climate-related risks generally requires the use of highly uncertain future-oriented assumptions, such as future technological and policy developments and Government measures.

IAS 16 – Property, Plant and Equipment

With specific regard to the grid and the related transmission service, the action plan requires a commitment to the planning, approval and delivery of investment projects such as, for example, cross-border interconnections and the development of infrastructure to enable the growing integration of renewable energy sources.

In fact, as part of implementation of the Group’s Risk Framework, management has identified the risk connected with the intensification of extreme weather events (tornados, heavy snowfall, ice, flooding) with a resulting impact on the continuity and quality of the service provided by Terna and/or damage to equipment, machinery, infrastructure and the grid. In response, the Group continues to carry out new investment designed to increase the resilience of the electricity grid and identify mitigation strategies.

In line with our role in driving the country's energy transition, Terna's 2021 Development Plan (covering a ten-year period) envisages two areas of intervention: a) investment in digitalisation, resilience, inertia and voltage regulation to strengthen the grid and cross-border interconnections; b) predictive solutions for maintenance and renewal.

Mitigating climate-related risk also involves the need to plan maintenance of NTG infrastructure to ensure quality of service, the security of the assets operated (power lines and electricity substations) and their ability to remain fully operational.

In addition to initiatives falling within the scope of the Group's routine maintenance programmes, in this regard, Terna is increasingly required to carry out work on the grid that calls for the replacement of specific components. Aside from renewing grid infrastructure, this enables the Company to mitigate the intensification of damaging weather events. Management considers that this investment does not reduce or modify the expected economic benefits deriving from use of the existing grid accounted for in property, plant and equipment. In the light of the above, it has not been necessary to conduct a critical review of the useful lives of the fixed assets recognised in the financial statements.

The Company also considers that there may be a risk connected with the supply chain due to significant changes in the strategies of key suppliers. This risk is heightened by the crisis in the global supply chain following the pandemic and the energy transition launched in many countries, with a potential impact on construction and maintenance projects, and a resulting impact on the continuity and quality of service and on the time needed to complete infrastructure. The Company constantly monitors developments in the supply chain and has not so far identified any critical issues.

IAS 38 – Intangible assets

With regard to non-regulated activities, the Company is committed to developing innovative, digital technological solutions to support the ecological transition. These activities include the offerings of Tamini and Brugg, the subsidiaries that produce power transformers and terrestrial cables, respectively (Industrial activities), involving the development of expertise throughout the value chain, and the offer of Energy Solutions and Connectivity. In addition, the Company is also committed to investing in digitalisation and innovation, involving the development of solutions for the remote control of electricity substations and key infrastructure. This involves the installation of sensor, monitoring and diagnostic systems, including predictive solutions, improving the security of the grid and the surrounding area.

In 2020 and 2021, within the scope of the Resilience 2.0 methodology, the Company has also developed tools for studying and planning new works designed to respond to issues relating to climate change. To promote the spread of a well-informed energy culture and facilitate broad awareness of the issues faced by the electricity sector, in 2021, the Company developed a new Development Plan application and the digital platform called Terna4Green with a view to monitoring the progress made towards Italy's decarbonisation. Via these two new initiatives, Terna continues and strengthens its commitment to ever greater transparency and the spread of information and data, specific expertise and in-depth knowledge of the national electricity system.

Investment in research is expensed as incurred, whilst development costs that meet certain requirements may be recognised as intangible assets. Further information on the criteria used in the recognition of an intangible asset resulting from development work is provided in the paragraph, "Intangible assets".

IAS 36 – Impairment of Assets

As indicated above with regard to property, plant and equipment, management has not identified factors requiring a critical review of useful lives. Similarly, with regard to the risk of impairment losses on property, plant and equipment, management considers that, whilst the steps taken to mitigate climate-related risk involve the need to plan maintenance work on NTG infrastructure, in keeping with the past, so as to ensure quality of service, the security of the assets operated (power lines and electricity substations) and their ability to remain fully operational, these activities do not, in any event, have a negative impact on the measurement of fair value less costs of disposal. This is because a market operator would take this investment into account as part of the fair value measurement process.

IFRS 9 – Financial Instruments

With regard to borrowings and bond issues, the Company has obtained ESG-linked loans and has issued green bonds. In both cases, the liabilities are linked to sustainability goals and the Company believes that there may be a risk, albeit not significant, connected with the achievement of such goals. The impact of this risk on financial expenses is entirely negligible. The Company constantly monitors developments relating to climate change and has not so far identified any critical issues.

IAS 37 - Provisions, Contingent Liabilities and Contingent Assets

The legislation introduced in response to climate change may give rise to new obligations that did not previously exist. In this regard, Terna has introduced an environmental policy setting out its commitment to containing and reducing its environmental impact, in some cases going beyond legal requirements when this does not compromise the protection of other general interests provided for under the concession. Full implementation of this policy, which also covers efforts to reduce greenhouse gas emissions, also involved energy efficiency initiatives and the adoption of measures designed to protect birdlife. Terna extends the issue of environmental protection to both its supply chain and local stakeholders directly affected by NTG development projects, through increasingly eco-sustainable offsets.

Given the regulatory framework, management does not believe that such policies give rise to the need to recognise liabilities not previously accounted for. The same conclusion has also been reached with regard to the previously mentioned risk linked to the supply chain due to significant changes in the strategies of key suppliers. As a result, it has not been necessary to carry out a critical review of provisions in the financial statements.

Investments in subsidiaries and associates

Investments in subsidiaries are investments where Terna has the power to directly or indirectly govern the financial and operating policies of the investee so as to obtain benefits from its activities. Associates are investees over which Terna exercises significant influence.

In assessing whether or not Terna has control or significant influence, being the ability to participate in the determination of these companies' financial and operating policies, without having control or joint control, potential voting rights that are exercisable or convertible are also taken into account.

Investments in subsidiaries and associates are recognised at cost, written down in the event of an impairment loss. If the circumstances that gave rise to the impairment cease to exist, the value of the investment is restored to the extent of the impairment loss recognised and the reversal is recognised in the income statement.

In the event that the loss attributable to the Company exceeds the carrying amount of the equity interest, and the Company is required to meet the legal or constructive obligations of the investee or, in any case, to cover its losses, any excess is recognised in a specific provision.

Joint arrangements

Investments in joint arrangements, in which the Group exercises joint control with other entities, are recognised initially at cost and subsequently measured using the equity method. The Company recognises its share of the assets and liabilities attributable to joint arrangements in accordance with IFRS 11.

In assessing the existence of joint control, it is ascertained whether the parties are bound by a contractual agreement and whether this agreement attributes to the parties the joint control of the agreement itself. Joint control exists when an entity has control over an arrangement on a contractual basis, and only when decisions relating to the relevant activities require the unanimous consent of all parties that jointly control the arrangement.

Translation of foreign currency items

Terna's financial statements are prepared in euros, the Company's functional currency. In the financial statements, all transactions in currencies other than the functional currency are recognised at the exchange rate prevailing on the date of the transaction. Monetary assets and liabilities in currencies other than the functional currency are subsequently adjusted at the exchange rate prevailing at year end. Any translation differences are taken to the income statement.

Non-monetary assets and liabilities in foreign currency stated at historical cost are converted at the exchange rate prevailing when the transaction was initially recognised. Non-monetary assets and liabilities in foreign currency stated at fair value are converted at the exchange rate prevailing when fair value was measured.

Property, plant and equipment

Property, plant and equipment is recognised at historical cost, including costs directly attributable to preparing the asset for its intended use. In the event of legal or constructive obligations, cost also includes the present value of the estimated cost of dismantling or removing the asset. The corresponding liability is recognised in provisions for risks and charges.

Borrowing costs directly attributable to the purchase, construction or production of an asset that qualify for capitalisation pursuant to IAS 23 are capitalised as part of the cost of the asset. Costs incurred after purchase are recognised as an increase in the carrying amount of the asset to which they relate if it is probable that the future benefits of that cost will flow to the Company, and if the cost can be reliably measured. All other costs are expensed as incurred. Each element of an item of property, plant and equipment of material value, with respect to the total value of the item to which it belongs, is recognised and depreciated separately.

Property, plant and equipment is shown net of accumulated depreciation and any impairment losses. Depreciation is calculated on a straight-line basis over the estimated useful economic life of the asset, which is reviewed annually, with revisions applied on a prospective basis. Depreciation of an asset begins when the asset becomes available for use.

Liabilities associated with items of property, plant and equipment are taken to a specific provision as a contra account of the related asset. The amount is taken to the income statement through the depreciation of the asset.

Property, plant and equipment is written off either at the time of disposal or when no future economic benefit is expected from their use or disposal. Any profit or loss, recognised in the income statement, is determined as the difference between the net proceeds deriving from disposal and the net carrying amount of the assets eliminated.

The main rates of depreciation, calculated on the basis of the useful lives of the relevant assets, are as follows:

RATES OF DEPRECIATION	
Buildings - Civil and industrial buildings	2.50%
Plant and equipment - Transmission lines	2.22%
Plant and equipment - Transformer substations:	
- Electrical machinery	2.38%
- Electrical devices and equipment	3.13%
- Automation and control systems	6.70%
Plant and equipment - Central systems for remote management and control:	
- Devices, electrical equipment and ancillary plant	5.00%
- Computers	10.00%

The estimated useful life of transmission lines has been reviewed to take account of empirical evidence, primarily of physical deterioration and technical obsolescence. This process has resulted in the reasonable conclusion that the expected useful life of transmission lines should be raised to 45 years (from the 40 years previously used). Based on similar considerations, ARERA has conducted its own review of the useful life of the lines for regulatory purposes (see Resolution 654/2015/R/eel).

Land, regardless of whether it is free of constructions or related to civil and industrial buildings, is not depreciated, since it has an indefinite useful life.

This asset class also includes right-of-use assets, recognised under IFRS 16, arising from lease arrangements where the Company is lessee and relating to the use of property, plant and equipment. A lease arrangement is, or contains, a lease, a lease if the contract conveys the right to control the use of an identified asset for a period of time in exchange for consideration. Applying this standard, the lessee recognises: (i) a right-of-use asset in its statement of financial position and a liability representing its obligation to make the payments provided for under the arrangement, for all leases with terms in excess of twelve months where the asset cannot be considered of low value (Terna has elected to apply the practical expedient provided for in the standard, recognising payments relating to this type of lease in the income statement); (ii) depreciation of the recognised assets and interest expense on the lease liability separately in the income statement.

In determining the lease term, the Group considers the non-cancellable period of the lease and the additional periods resulting from any options to extend the lease, or from the decision not to exercise the option to terminate the lease early (where there is reasonable certainty that such options will be exercised).

The lease liability is initially recognised at the present value of the remaining lease payments at the commencement date: (i) fixed payments; (ii) variable lease payments that depend on an index or a rate; (iii) amounts expected to be payable by the lessee under residual value guarantees; (iv) the exercise price of a purchase option if the lessee is reasonably certain to exercise that option; and finally (v) payments of penalties for terminating the lease, if the lease term reflects the lessee exercising an option to terminate the lease. The present value of the payments is determined using a discount rate equal to the Group's incremental borrowing rate, bearing in mind the frequency and duration of the payments provided for in the lease contract. Following initial recognition, the lease liability is accounted for at amortised cost and remeasured, with a matching change in the value of the related right-of-use asset, when there is a change in future lease payments as a result of: (i) a renegotiation of the contract; (ii) changes in the index or rate; or (iii) changes in the assessment of whether or not the options contained in the contract will be exercised (e.g., the purchase of the leased asset, extension or termination of the lease). The right-of-use asset is initially recognised at cost, measured as the sum of the following components: (i) the amount of the initial measurement of the lease liability; (ii) any initial direct costs incurred by the lessee; (iii) any lease payments made at or before the commencement date, less any lease incentives received; and (iv) an estimate of costs to be incurred by the lessee in dismantling and removing the underlying asset, restoring the site on

which it is located (or restoring the underlying asset to the condition required by the terms and conditions of the lease). Following initial recognition, the right-of-use asset is adjusted to take into account (i) any accumulated depreciation, (ii) any accumulated impairment losses, and (iii) the effects of any remeasurement of the lease liability.

Intangible assets

Intangible assets, which all have finite useful lives, are recognised at cost, and shown net of accumulated amortisation and any impairment losses. Amortisation begins when the asset becomes available for use and is calculated on a straight-line basis over the estimated useful life of the related asset, which is reviewed annually. Any revisions to estimated figures are applied on a prospective basis.

Intangible assets essentially consist of the concession to exclusively provide electricity transmission and dispatching services, granted to Terna S.p.A., on 1 November 2005, with the acquisition of the TSO business unit. As established in the Decree issued by the Ministry of Productive Activities on 20 April 2005, this concession has a 25-year term, renewable for another 25 years, from the date of effective transfer of the activities, functions, assets and legal arrangements of the concession from GSE (formerly GRTN) to Terna S.p.A.. This intangible asset was initially recognised at cost, which reflected fair value.

Other intangible assets essentially refer to software developments and upgrades with a useful life of three years.

Development costs are capitalised by the Company only if they can be reliably estimated and there is the technical possibility and intention to complete the intangible asset so that it will be available for use, and the asset can be used and it is possible to demonstrate that it will generate probable future economic benefits.

Financial expenses directly attributable to the acquisition, construction or production of a non-current asset which justifies capitalisation pursuant to IAS 23 are capitalised to the asset as part of its cost.

All other development costs and research expenses are recognised in the income statement when incurred. These intangible assets are amortised over their estimated residual useful life, which is normally three years, given their rapid obsolescence.

Infrastructure rights

Infrastructure includes the property, plant and equipment and intangible assets employed in dispatching activities in Italy. These activities are carried out under concession arrangements, which fall within the scope of application of IFRIC 12, since the services provided are regulated and control exists over the residual interest. More specifically, infrastructure rights have been recognised as an intangible asset, as valued on the basis of the Intangible Asset model, given the return generated by dispatching activities thanks to the charges paid by users. These assets have a useful life of three years.

The revenue and costs relating to investment in dispatching activities are recognised with reference to the contracts concerned on a stage-of-completion basis; revenue recognised during the construction phase is limited to the amount of the internal and external construction costs incurred, considering that the fair value of the construction services is equivalent to the construction cost paid to third-party contractors plus the internal cost of the technical personnel employed on such construction activities. The assets continue to be amortised and depreciated in accordance with the initial schedule.

By contrast, dispatching revenue continues to be recognised in accordance with IFRS 15 and financial expenses continue to be capitalised pursuant to IAS 23.

IFRIC 12, instead, is not applicable to the part of the Parent Company's concession arrangement relating to transmission activities, since neither the concession nor the related legislation envisages that ownership of the NTG is to be restored to the public grantor, even for a consideration.

Goodwill

Goodwill, deriving from the acquisition of subsidiaries, is allocated to the “Cash Generating Unit” (“CGU”) identified, relating to the scope represented by Terna S.p.A.’s regulated activities. Goodwill is not amortised after initial recognition but is adjusted to reflect impairment losses, measured as described above. Goodwill relating to investments in associates and joint ventures is included in the carrying amount of those companies. Where negative goodwill arises, it is recognised in the income statement at the time of acquisition.

Financial instruments

Financial assets

IFRS 9 – Financial Instruments, effective from 1 January 2018, is divided into the following phases: classification and measurement, derecognition, impairment and hedge accounting.

In order to classify and measure financial instruments, the Company recognises financial assets at fair value inclusive of transaction costs.

Financial assets represented by debt instruments, falling within the scope of application of the standard, may be measured at amortised cost, at fair value through other comprehensive income or at fair value through profit or loss, depending on the business model adopted to manage the financial assets and the characteristics of the contractual cash flows.

In accordance with the provisions of IFRS 9, the Company correctly classifies these assets based on the results of co-called SSPI (“solely payments of principal and interest”) tests. Under this test, assets may be recognised at amortised cost or fair value through other comprehensive income if they generate cash flows that are solely payments of principal and interest on the principal amount outstanding. This measurement is applied at the level of each individual instrument.

Specifically, the Company measures financial assets:

- at amortised cost, if the financial asset is held with the aim of collecting the contractual cash flows that meet the SPPI test, as the cash flows represent solely payments of principal and interest;
- at fair value through other comprehensive income (“FVOCI”), if the financial asset is held within a business model whose objective is achieved by collecting the contractual cash flows and by selling the financial asset, and the contractual terms of the financial asset give rise on specified dates to cash flows that are solely payments of principal and interest on the principal amount outstanding. Changes in fair value after initial recognition are recognised in other comprehensive income and recycled through profit or loss on derecognition. The government securities held by the Parent Company are included in this category;
- at fair value through profit or loss (“FVTPL”), if the asset is not held in one of the above business models. This category primarily includes derivative financial instruments held for trading and debt instruments with contractual cash flows that are not solely payments of capital and interest.

Trade receivables

Trade receivables are initially recognised at fair value and subsequently measured at amortised cost, using the effective interest method. Receivables with due dates that reflect normal commercial terms are not discounted.

In accordance with the provisions of IFRS 9, the Company’s trade receivables fall within the hold to collect business model, as these assets are held with the objective of collecting the cash flows primarily by collecting the contractual cash flows, the receivables primarily fall due within 12 months and do not include a significant financial component, and the Company does not intent to sell such receivables.

Trade receivables are recognised net of any losses recognised in a specific allowance for doubtful accounts (identified on the basis described in the paragraph, "Allowance for doubtful accounts"). IFRS 9 has introduced application of a model based on expected credit losses. This requires the Company to assess expected credit losses, and the related changes, at each reporting date. Specifically, the Company has applied the simplified approach permitted by IFRS 9 to trade receivables, finance lease receivables and assets deriving from contracts with customers, in order to measure the allowance for doubtful accounts based on expected losses over the life of the receivable. The Company has thus determined the amount of expected credit losses using a provisioning matrix, based on information regarding historical credit losses for similar past due exposures, adjusted to take into account current conditions and forward-looking elements.

Cash and cash equivalents

Cash and cash equivalents are recognised at nominal value and include amounts that are available on demand or can be readily converted into a known amount of cash and are subject to an insignificant risk of changes in value.

Trade payables

Trade payables are initially recognised at fair value and subsequently stated at amortised cost. If their due dates reflect normal commercial terms, they are not discounted.

Financial liabilities

Financial liabilities are recognised at the settlement date and measured at fair value, net of directly related transaction costs. Subsequently, financial liabilities are measured at amortised cost, using the original effective interest method. If the liabilities are covered by fair value hedges, they are adjusted to reflect changes in fair value with respect to the hedged risk. Subsequent measurement of financial liabilities depends on their classification as financial liabilities at amortised cost and at fair value through profit or loss.

Derivative financial instruments

Derivatives are recognised at fair value at the trade date.

The qualifying criteria applied in classifying derivatives as eligible for hedge accounting are as follows:

- the hedging relationship consists only of eligible hedging instruments and eligible hedged items;
- at the inception of the hedging relationship there is formal designation and documentation of the hedging relationship and the entity's risk management objective and strategy for undertaking the hedge. That documentation shall include identification of the hedging instrument, the hedged item, the nature of the risk being hedged and how the entity will assess whether the hedging relationship meets the hedge effectiveness requirements (including its analysis of the sources of hedge ineffectiveness and how it determines the hedge ratio);
- the hedge ratio of the hedging relationship is the same as that resulting from the quantity of the hedged item that the entity actually hedges and the quantity of the hedging instrument that the entity actually uses to hedge that quantity of hedged item.

The Company discontinues hedge accounting prospectively only when the hedging relationship (or a part of a hedging relationship) ceases to meet the qualifying criteria. This includes instances when the hedging instrument expires or is sold, terminated or exercised. For this purpose, the replacement or rollover of a hedging instrument into another hedging instrument is not an expiration or termination if such a replacement or rollover is part of, and consistent with, the entity's documented risk management objective.

For hedge accounting purposes, there are three types of hedge:

- fair value hedges when the hedge regards the exposure to changes in the fair value of the recognised asset or liability or there is an unrecognised firm commitment;
- cash flow hedges when the hedge regards the exposure to variability in cash flows that is attributable to a particular risk associated with all of the recognised asset or liability or a highly probable forecast transaction or the exchange rate risk on an unrecognised firm commitment;
- the hedge of a net investment in a foreign operation.

When derivatives cover the risk of changes in the cash flows of the hedged instruments (cash flow hedges), the portion of changes in the fair value qualifying as effective is initially recognised in “Other comprehensive income” (accumulated in equity) and subsequently in profit or loss, as the cash flows from the hedged item affects profit or loss. The portion of the fair value of the hedging instrument that does not qualify as effective is recognised in profit or loss.

When hedging derivatives cover the risk of changes in the fair value of hedged instruments (fair value hedges), they are recognised at fair value in profit or loss. Accordingly, the hedged items are adjusted to reflect changes in the fair value associated with the hedged risk.

Changes in the fair value of derivatives that do not meet hedge accounting requirements in accordance with IFRS are recognised in profit or loss.

Fair value is measured on the basis of official quotations for instruments traded in regulated markets. The fair value of instruments not traded in regulated markets is measured by discounting projected cash flows along a yield curve prevailing in the market at the reporting date, and by translating amounts in currencies other than the euro at closing exchange rates. Financial and non- financial contracts (which are not already measured at fair value) are also analysed to identify any embedded derivatives, which must be separated and measured at fair value.

This analysis is conducted at the time the entity becomes party to the contract or when the contract is renegotiated in a manner that produces a material change in the original associated cash flows.

Employee benefits

The liability associated with employee benefits payable on or after termination of employment relate to defined benefit plans (deferred compensation benefits, additional months’ pay, payment in lieu of notice, energy discounts, ASEM health cover and other benefits) or with other long-term employee benefits (loyalty bonuses) is recognised net of any plan assets. The liability is measured separately for each plan on the basis of actuarial calculations that estimate the amount of vested future benefits that employees have accrued at the reporting date.

The liability is recognised on an accruals basis over the vesting period and is measured by independent actuaries.

Share-based payments

Given that they are substantially a form of remuneration, personnel expenses include the cost of share-based incentive plans. The cost of the incentive is measured on the basis of the fair value of the equity instruments granted and the expected number of shares to be effectively awarded. The accrued amount for the period is determined on a straight-line basis over the vesting period, being the period between the grant date and the date of the award. The fair value of the shares underlying the incentive plan is measured at the grant date, based on the expected satisfaction of the performance conditions associated with market conditions and is not subject to adjustment in future periods. When receipt of the benefit is linked to non-market conditions, the estimate relating to these conditions is reflected and the accrual's number of shares expected to be awarded is adjusted over the vesting period. If, at the end of the vesting period, the plan does not result in the award of any shares to beneficiaries due to the failure to satisfy the performance conditions, the portion of the cost linked to market conditions is not reversed through the income statement.

Provisions for risks and charges

Provisions set aside for risks and charges are recognised when, at the reporting date, the Company has a legal or constructive obligation as the result of a past event and it is probable that an outflow of resources will be required to settle the obligation and a reliable estimate can be made of the amount of the disbursement. Where the effect is material, provisions are made by discounting estimated future cash flows using a discount rate that reflects current market rates and the specific risk applicable to the obligation, if any. Where discounting is used, the increase in the provisions due to the passage of time is recognised in the income statement as a financial expense. If it relates to property, plant and equipment (site disposal and restoration, for example), the provision is recognised as a contra entry to the asset to which it relates. The expense is recognised in the income statement through depreciation of the item of property, plant and equipment to which it relates.

Changes in the estimates are recognised in the income statement for the year in which the change occurs, except for the expected costs of dismantling, removal and restoration resulting from changes in the timing and use of the economic resources necessary to extinguish the obligation or are attributable to a material change in the discount rate. These costs are recognised as an increase or reduction in the related assets and recognised in the income statement through depreciation.

Government grants

Government grants are recognised when there is a reasonable certainty that they will be received and that the Company will comply with all the conditions required for disbursement. Grants received in relation to specific assets whose value is recognised under non-current assets are recognised, in the case of plant already in operation at 31 December 2002, among other liabilities and taken to the income statement over the depreciation period for the assets in question. As of the 2003 financial year, grants related to new plant entering service are recognised as a direct reduction in the non-current asset concerned.

Grants related to income are recognised in the income statement when the conditions for recognition are met.

Revenue

The Company's revenue can be categorised as follows:

- *Revenue from sales and services*, including revenue from contracts with customers and therefore falling within the scope of IFRS 15.

In accordance with the provisions of IFRS 15, revenue from contracts with customers is recognised when the performance obligations identified in the contract are satisfied and control over the goods or services is transferred to the customer for an amount that reflects the consideration that the Company expects to receive in exchange for the goods or services.

The standard envisages two methods for identifying the correct time at which to recognise the revenue attributable to each performance obligation: at contract inception, the Company determines if the goods or services covered by the performance obligation will be transferred to the customer over a period of time or at a point in time:

- *Revenue from the sale of goods* is recognised when control of the goods is transferred to the customer (at a point in time). The Company determines if there are other promises in the contract representing a performance obligation to which a part of the transaction consideration must be allocated. In determining the sale price, the Company takes into account the effects of a variable consideration, significant financial components, non-monetary components and amounts to be paid to the customer (if present);
- *Revenue from services* is recognised with reference to the stage of completion of the activity, in accordance with the provisions of IFRS 15 (over a period of time).
- *Other revenue and income*, which includes revenue from lease arrangements and other residual forms of revenue, included within the scope of application of IFRS 15, deriving from sales of goods not forming part of the Company's ordinary activities.

Costs

Costs are recognised on an accruals basis. They are recognised in the accounting period when they relate to goods and services sold or consumed in the same period or are allocated in a systematic way when it is not possible to identify a future use for them.

Financial income and expenses

Financial expenses directly attributable to the acquisition, construction or production of an asset that qualify for capitalisation are capitalised as part of the cost of the asset. The property, plant and equipment and intangible assets involved are those that require at least one year in order to prepare them for use. The directly attributable financial expenses are expenses that would not have been incurred had the expenditure for the asset not been incurred.

Where funds are borrowed specifically, the costs eligible for capitalisation are the actual costs incurred less any income earned on the temporary investment of such borrowings. Where loans are obtained for general purposes, the eligible amount is determined by applying a capitalisation rate to the expenditure on that asset equal to the weighted average of the financial expenses applicable to the borrowings outstanding for the year, excluding any specifically borrowed funds. The amount of capitalised financial expenses during a year will in any case not exceed the amount of financial expenses incurred during that year.

Capitalisation commences as from the date all the following conditions are first met: (a) expenditure has been incurred for the asset; (b) financial expenses have been incurred; and (c) the activities involved in preparing the asset for its intended use or sale are in progress. Capitalisation ceases when the activities involved in preparing the asset for its intended use or sale are substantially complete.

The average capitalisation rate used for 2021 is approximately 0.8% (0.81% for 2020).

Financial income and expenses other than capitalised amounts are recognised on an accruals basis in respect of the interest on the net value of the related financial assets and liabilities, using the effective interest rate.

Treasury shares

Treasury shares, including those held to service share-based incentive plans, are recognised at cost and accounted for as a reduction in equity. Any gains or losses resulting from the later sale of such shares are recognised in equity.

Dividends

Dividends from investees are recognised when the shareholders' right to receive payment is established. Dividends and interim dividends payable to shareholders are shown as changes in equity at the date in which they are approved by the General Meeting of shareholders and the Board of Directors, respectively.

Income taxes

Current income taxes are recognised as "Tax liabilities", net of advances paid, or "Tax assets" where the net balance of the items is positive. They are based on the estimated taxable income and in accordance with current legislation, taking account of applicable exemptions.

Deferred tax assets and liabilities are calculated on temporary differences between the carrying amounts of assets and liabilities recognised in the separate financial statements and the corresponding amounts recognised for tax purposes, using current tax rates or the rates expected to be in effect when the temporary differences reverse, based on rates approved at the reporting date.

Deferred tax assets are recognised when their recovery is considered probable, i.e. when future taxable income will be available against which the asset can be used. The recoverability of deferred tax assets is reviewed at the end of each year.

Deferred tax liabilities are recognised in any case if they exist. Taxes relating to items recognised directly in the income statement are also allocated to the income statement.

Discontinued operations and assets held for sale

Where the carrying amount of non-current assets (or disposal groups) is to be recovered primarily through sale rather than through continued use, these items are classified as held for sale and shown separately from other assets and liabilities in the statement of financial position. Non-current assets (or disposal groups) classified as held for sale are initially recognised under the specific IFRS/IAS applicable to each asset and liability and subsequently accounted for at the lower of the carrying amount and fair value less costs to sell. The carrying amounts of each asset and liability not falling within the scope of application of the measurement criteria provided for in IFRS 5, but that are held for sale, are remeasured in accordance with the applicable IFRS before remeasurement of the fair value less costs to sell. Any subsequent impairment losses are recognised directly as an adjustment to non-current assets (or disposal groups) classified as held for sale with a matching entry in profit or loss. The matching amounts for the previous year are not reclassified. A discontinued operation is a component of an entity that either has been disposed of or is classified as held for sale, represents a major line of business or geographical area of operations, is part of a single coordinated plan to dispose of a separate major line of business or geographical area of operations or, finally, is an investment acquired exclusively with a view to resale.

New accounting standards

International financial reporting standards effective as of 1 January 2021

A number of new amendments to standards already applied, none of which have had a significant impact, came into effect from 1 January 2021. The relevant standards are as follows:

Amendment to IFRS 4: Extension of the Temporary Exemption From Applying IFRS 9

On 15 December 2020, the European Commission issued Regulation 2020/2097, endorsing the amendment to IFRS 4. The changes have extended the temporary exemption from application of IFRS 9 until 1 January 2023 for insurance undertakings. Adoption of this amendment has not had an impact on the Company's financial statements.

Amendment to IFRS 9, IAS 39, IFRS 7, IFRS 4, IFRS 16: Interest Rate Benchmark Reform – Phase 2

On 13 January 2021, the European Commission issued Regulation 2021/25, endorsing the amendment to the following standards in light of the Interest Rate Benchmark Reform:

- IFRS 9 Financial Instruments;
- IAS 39 Financial Instruments: Recognition and Measurement;
- IFRS 7 Financial Instruments: Disclosures;
- IFRS 4 Insurance Contracts; and
- IFRS 16 Leases.

The amendment addresses the correct accounting treatment of financial instruments affected by the interest rate benchmark reform, when interest rate benchmarks are replaced by alternative interest rate benchmarks.

With regard to financial instruments directly affected by the reform, the amendments have introduced the following:

- a practical expedient for accounting for changes in the basis for determining the contractual cash flows from assets and liabilities, thus enabling revision of the effective interest rate;
- a number of exemptions regarding the discontinuation of hedging relationships;
- a temporary exemption from having to meet the requirement to separately identify a risk component, when the separate hedged component is represented by an RFR instrument designated as a hedge of a risk component;
- the introduction of additional disclosures with respect to IFRS 7.

Given that the Company is a party to existing loan agreements, hedging derivatives and lease contracts that provide for sole application of 6-month EURIBOR for which no replacement was carried out in 2021, introduction of the new amendment has not had an impact on the Company's financial statements.

Amendment to IFRS 16: Covid-19-Related Rent Concessions beyond 30 June 2021

On 30 August 2021, the European Commission issued Regulation 2021/1421, endorsing the amendment to IFRS 16, which has extended the amendment of May 2020 for a further year. This granted lessees the option of accounting for Covid-related rent concessions without having to assess, through an analysis of the related contracts, whether or not the definition of lease modification provided by IFRS 16 has been respected. As a result, lessees who applied this exemption in 2020 accounted for Covid-related rent concessions in the income statement rather than as a lease modification, at the effective date of the reduction. The amendment of 2021, available only to entities who had already applied the amendment of 2020, applies from 1 April 2021 and early adoption is permitted.

The Company did not benefit from such reductions in relation to existing leases and adoption of this amendment has not, therefore, had an impact on the Company's financial statements.

International financial reporting standards, amendments and interpretations endorsed but not yet effective

At the date of approval of this document, the following standards, amendments or interpretations have yet to become effective:

Amendment to IFRS 3, IAS 16, IAS 37 and Annual Improvements 2018-2020

On 28 June 2021, the European Commission issued Regulation 2021/1080, endorsing the following amendments:

- **Amendments to IFRS 3 Business Combinations:** the changes aim to update the reference to the revised version of the Conceptual Framework in IFRS 3, without this resulting in modifications to the provisions of the standard;
- **Amendments to IAS 16 Property, Plant and Equipment:** the changes aim to not allow the deduction of the amount received from the sale of good produced from the cost property, plant and equipment when testing such assets. This sales revenue and the related costs must therefore be recognized in profit or loss;
- **Amendments to IAS 37 Provisions, Contingent Liabilities and Contingent Assets:** the amendment clarifies that in estimating the onerous nature of a contract an entity must take into account all the costs that relate directly to the contract. As a result, assessment of whether or not a contract is onerous includes not only the costs provided for in the contract, but also all the costs that the entity cannot avoid having entered into the contract;
- **Annual Improvements 2018-2020:** the changes regarded IFRS 1 First-time Adoption of International Financial Reporting Standards, IFRS 9 Financial Instruments, IAS 41 Agriculture and Illustrative Examples of IFRS 16 Leases.

All the amendments will come into effect from 1 January 2022. The Company is assessing the potential impact of the introduction of these amendments on its financial statements.

IFRS 17: Insurance contracts

On 19 November 2021, the European Commission issued Regulation 2021/2036, endorsing IFRS 17. The new accounting standard for insurance contracts was published by the IASB on 18 May 2017, to replace the interim version of IFRS 4. The standard aims to ensure that an entity provides pertinent information providing an accurate view of the rights and obligations resulting from the insurance contracts issued. The IASB has developed the standard to remove inconsistencies and weaknesses in existing accounting policies, providing a single principle-based framework that takes into account all types of insurance contracts, including any reinsurance contracts to which an insurance undertaking is party. The new standard also introduces presentation and disclosure requirements to improve comparability between entities belonging to this sector.

The standard will come into effect from 1 January 2023 and will not have an impact on the Company's financial statements.

International financial reporting standards, amendments and interpretations awaiting endorsement

For newly-issued amendments, standards and interpretations that have not yet been endorsed by the EU, but which address issues that affect or could affect Terna, assessments are currently being conducted of the possible impact of their application on the financial statements, taking into account the date on which they will take effect. In particular:

Amendment to IAS 1: Presentation of Financial Statements: Classification of Liabilities as Current or Non-current and Classification of Liabilities as Current or Noncurrent - Deferral of Effective Date

On 23 January 2020 and 15 July 2020, the IASB published the amendment to IAS 1 that aims to clarify how to classify payables and other short- or long-term liabilities.

Amendments to IAS 1 and IAS 8: Disclosure of Accounting Policies - Amendments to IAS 1 and IFRS Practice Statement 2 and Definition of Accounting Estimates – Amendments to IAS 8

On 12 February 2021, the IASB published amendments to IAS 1 and IAS 8, which aim to improve the disclosure of accounting policies in order to provide more useful information for investors and other primary users of financial statements and to help companies to distinguish changes in accounting estimates from changes in accounting policy.

Amendment to IAS 12: Deferred Tax related to Assets and Liabilities arising from a Single Transaction

The amendment, published by the IASB on 7 May 2021, clarifies how to account for deferred tax assets and liabilities arising from certain transactions that may generate assets and liabilities of a matching amount, such as leases and decommissioning obligations.

Amendment to IFRS 17: Initial Application of IFRS 17 and IFRS 9

On 25 June 2020, the IAS published the amendment to IFRS 17. The amendment is a transition option relating to comparative information on financial assets presented at the date of initial application of IFRS 17. The amendment aims to avoid temporary accounting mismatches between insurance contract liabilities and the related financial assets, and to thus improve the usefulness of the comparative information to the users of financial statements.

B. Notes to the income statements

Revenue

1. REVENUE FROM SALES AND SERVICES – 2,146.8 MILLION

	(€m)		
	2021	2020	CHANGE
Transmission charges billed to grid users	1,891.1	1,795.2	95.9
Back-billing of transmission charges for previous years	1.3	1.7	(0.4)
Quality of service bonuses/(penalties)	11.6	29.4	(17.8)
Other energy-related revenue	160.7	137.8	22.9
Other sales and services	82.1	73.0	9.1
TOTAL	2,146.8	2,037.1	109.7

Transmission charges

This item, amounting to €1,892.4 million, includes revenue from the core business relating to the allowed return due to the Company for use of the National Transmission Grid.

The increase in revenue transmission charges billed to grid users and the related back-billing (up €95.5 million) primarily reflects the increase in the RAB, the effects of output-based incentive mechanisms² (up €48.1 million, under ARERA Resolutions 23/2022, 579/17, 884/17, 319/21, 395/21 and 25/2022), and the positive impact of the volume effect, offset by the impact of the release in 2020 of provisions for amounts payable to an operator (down €10.6 million) following settlement of the related risk.

² An efficiency bonus linked to the cost of investment in boosting transmission capacity in 2020 (under Resolution 23/2022), efficiency bonuses for development works completed by 30 September 2020, rewards linked to preparations for the introduction of output-based regulation in 2018 and 2019, the reward for unification of the NTG.

Quality of service

This item, amounting to €11.6 million, regards the RENS (Regulated Energy Not Supplied) incentive mechanism introduced by Resolution 653/2015/r/eel, calculated on a *pro rata* basis taking into account the estimated overall results expected in the 2020-2023 regulatory period. The reduction of €17.8 million in this item compared with the previous year is broadly due to the greater amount of revenue recognised in 2020 following final assessment of the performance in 2019 (€23.4 million under ARERA Resolution 540/2020) and recognition of the pro-rata assessment of the performance in 2021 (€5.9 million, based on the estimated overall outcome for the 2021-2023 regulatory period).

Other energy-related revenue and from services performed under concession

This item regards dispatching and metering revenue (€111.6 million for the dispatching component, €0.4 million for the metering component and other energy-related revenue of €1.8 million) and revenue from infrastructure construction and upgrade services performed under concession, recognised in application of IFRIC 12 (€46.9 million).

This item is up €22.9 million compared with the previous year, linked primarily to increased investment in dispatching infrastructure compared with 2020 (up €18.4 million) and an increase in dispatching revenue (up €5.2 million) linked above all to an increase in the tariff resulting from the increase in the RAB, partially offset by other non-recurring items recognised during the comparative year.

Other sales and services

The item, "Other sales and services", amounting to €82.1 million mainly regards revenue from administrative, support and consultancy services provided to subsidiaries (€22.5 million, including €17.6 million from services rendered to Terna Rete Italia S.p.A.), from connections to the NTG (€5.4 million) and from Non-regulated Activities (€54.2 million), primarily support and housing services for fibre networks (€20.3 million) and progress on construction of the private Italy-Austria interconnector (€22.6 million).

The increase of €9.1 million compared with the previous year is primarily due to increased revenue reflecting the state of progress of work on the private Italy-Austria interconnector (up €6.1 million), from the Connectivity services provided by the Non-regulated business (up €1.0 million), from connections to the NTG (up €1.0 million) and from subsidiaries (up €1.5 million), primarily due to administrative services following changes to the range of activities carried out, as well as other non-recurring items.

Pass-through revenue/expenses

This item regards "pass-through" revenue and expenses (the balance of which amounts to zero). These items result from purchases and sales of electricity from electricity market operators carried out each day. Measurements for each point of injection and withdrawal are taken and the differences, with respect to energy market schedules are calculated. These differences, known as imbalances, are then measured using algorithms established by the regulatory framework. The net charge resulting from calculation of the imbalances and the purchases and sales, carried out by Terna, on the DSM, is billed on a pro rata basis to each end consumer via a specific Uplift payment. This item also reflects the portion of the transmission charge that Terna passes on to other grid owners.

The components of these transactions are shown in greater detail below.

	(€m)		
	2021	2020	CHANGE
Power Exchange-related revenue items	6,506.8	4,081.5	2,425.3
- Uplift	2,357.9	2,430.8	(72.9)
- Electricity sales	963.7	348.5	615.2
- Imbalances	1,580.0	447.7	1,132.3
- Congestion revenue	316.8	226.9	89.9
- Load Profiling for public lighting	264.6	149.6	115.0
- Charges for right to use transmission capacity and market coupling	438.6	209.0	229.6
- Interconnectors/shippers	70.6	68.2	2.4
- Other Power Exchange-related pass-through revenue items	514.6	200.8	313.8
Total over-the-counter revenue items	1,910.6	1,567.1	343.5
- Coverage of wind farm costs	36.5	24.2	12.3
- Transmission revenue passed on to other NTG owners	156.0	149.2	6.8
- Charge to cover cost of essential plants	727.1	526.6	200.5
- Charge to cover cost of energy delivery capacity	213.9	195.3	18.6
- Charge to cover cost of interruptibility service	326.6	305.0	21.6
- Charge to cover cost of LV capacity and protection service	366.2	299.5	66.7
- Other pass-through revenue for over-the-counter trades	84.3	67.3	17.0
TOTAL PASS-THROUGH REVENUE	8,417.4	5,648.6	2,768.8
Total Power Exchange-related cost items	6,506.8	4,081.5	2,425.3
- Electricity purchases	3,978.1	2,893.3	1,084.8
- Imbalances	1,192.0	370.5	821.5
- Congestion revenue	245.0	138.7	106.3
- Load Profiling for public lighting	288.6	176.4	112.2
- Charges for right to use transmission capacity and market coupling	198.5	82.4	116.1
- Interconnectors/Shippers	200.8	216.8	(16.0)
- Other Power Exchange-related pass-through cost items	403.8	203.4	200.4
Total over-the-counter cost items	1,910.6	1,567.1	343.5
- Shortfall in wind production	36.5	24.2	12.3
- Transmission costs passed on to other NTG owners	156.0	149.2	6.8
- Fees paid for essential units	727.1	526.6	200.5
- Fees paid for energy delivery capacity	213.9	195.3	18.6
- Fees paid for interruptibility service	326.6	305.0	21.6
- Fees paid for LV capacity and protection service	366.2	299.5	66.7
- Other pass-through costs for over-the-counter trades	84.3	67.3	17.0
TOTAL PASS-THROUGH COSTS	8,417.4	5,648.6	2,768.8

In 2021, the total Uplift was €2,477³ million, up 6% on the previous year. The rise was primarily due to the increased cost of procuring services on the DSM, partly offset by increases in congestion revenue and imbalance revenue.

³ The Uplift includes the virtual interconnection, amounting to approximately €130 million in 2021 (compared with approximately €149 million in 2020).

2. OTHER REVENUE AND INCOME – €77.3 MILLION

	(€m)		
	2021	2020	CHANGE
Payment for lease of operations	22.2	22.2	-
Contingent assets	19.0	2.4	16.6
Revenue from IRU contracts for fibre	8.6	1.8	6.8
Sundry grants	8.5	8.1	0.4
Gains on sale of infrastructure components	4.3	3.8	0.5
Rental income	2.8	3.7	(0.9)
Sales to third parties	2.5	2.4	0.1
Insurance proceeds as compensation for damages	1.2	0.7	0.5
Other revenues	8.2	4.4	3.8
TOTAL	77.3	49.5	27.8

The most significant components of “Other revenue and income” primarily regard the revenue received from the subsidiary, Terna Rete Italia S.p.A., as payment for the year made under the agreement for the lease of certain operations (€22.2 million), sundry grants (€8.5 million) in relation to the re-routing of lines for third parties, the sale of IRU contracts for fibre (€8.6 million), gains on the sale of infrastructure components (€4.3 million), in addition to other revenues and contingent assets totalling € 27.2 million, including €7.6 million from subsidiaries for services rendered under existing intercompany contracts.

The increase of €27.8 million primarily reflects increases in revenue resulting from the outcome of the claim for a refund of stamp duty paid on the acquisition of Rete S.r.l. (up €13.4 million), in revenue from Connectivity sales (up €5.3 million, primarily from IRU contracts for fibre) and in revenue from the subsidiary, Terna Rete Italia S.p.A. (up €2.2 million), primarily due to sureties and other non-recurring items.

Operating costs**3. RAW AND CONSUMABLE MATERIALS USED - €6.0 MILLION**

This item, amounting to €6.0 million, includes the value of the various materials and supplies, including fuel for the vehicle fleet. This item is up €3.0 million compared with the previous year, broadly due to increased purchases of telecommunications equipment.

4. SERVICES – €411.9 MILLION

	(€m)		
	2021	2020	CHANGE
Intercompany services, including technical and administrative services	345.4	344.4	1.0
Maintenance and sundry services	40.8	31.4	9.4
Insurance	9.8	8.6	1.2
Lease expense	9.0	7.2	1.8
IT services	3.5	2.3	1.2
Tender costs for plant	3.0	0.9	2.1
Remote transmission and telecommunications	0.4	0.3	0.1
TOTAL	411.9	395.1	16.8

The item, “Intercompany services, including technical and administrative services” regards the accrued costs incurred under specific intercompany contracts (€344.7 million), largely regarding the subsidiary Terna Rete Italia S.p.A., which maintains and operates the infrastructure owned by the Company (€272.1 million), to investment in the development of the Company’s transmission and dispatching infrastructure (€39.4 million) and activities and services relating to plant owned by third parties (€15.7 million). This item also includes bonuses relating to the quality of the transmission service attributable to Terna Rete Italia S.p.A. (up €5.7 million).

Fees payable to members of the Board of Statutory Auditors amount to €0.2 million, whilst those payable to members of the Supervisory Board set up in compliance with Legislative Decree 231/2001 amount to €0.1 million.

After the costs recognised in application of IFRIC 12 for the development of dispatching infrastructure (up €14.8 million), the increase in in "Services" is €2.0 million, primarily due to the increase costs incurred on Terna's investments in GRIT and CORESO.

Under the Terna Group's current organisational structure, responsibility for the activities involved in investment in the development and upgrade of dispatching infrastructure lies with both Terna S.p.A. itself and the subsidiary Terna Rete Italia S.p.A.. The related cost is charged in full to "Services" as a service received from the subsidiary. The following table shows details of the costs recognised in application of IFRIC 12 and within the scope of the item under review.

	(€m)		
	2021	2020	CHANGE
IT services	1.3	0.5	0.8
Tender costs for plant	2.3	-	2.3
Maintenance and sundry services	1.6	1.2	0.4
Cost of services relating to investment in dispatching infrastructure (IFRIC 12)	5.2	1.7	3.5
Cost of services recognised in application of IFRIC 12 – Services from Terna Rete Italia S.p.A.	35.4	24.1	11.3
Total cost of services relating to investment in dispatching infrastructure (IFRIC 12)	40.6	25.8	14.8

5. PERSONNEL EXPENSES - €76.4 MILLION

	(€m)		
	2021	2020	CHANGE
Salaries, wages and other short-term benefits	78.4	62.4	16.0
Directors' remuneration	1.7	1.6	0.1
Termination benefits (TFR), energy discounts and other employee benefits	5.1	9.6	(4.5)
Early retirement incentives	3.3	2.8	0.5
Gross personnel expenses	88.5	76.4	12.1
Capitalised personnel expenses	(12.1)	(5.3)	(6.8)
TOTAL	76.4	71.1	5.3

Personnel expenses are up €5.3 million, primarily linked to the increase in the workforce.

The following table shows the Company's workforce by category at the end of the year and as the average for the year.

UNIT	AVERAGE WORKFORCE		WORKFORCE AT	
	2021	2020	31 DECEMBER 2021	31 DECEMBER 2020
Senior managers	45	41	46	41
Middle managers	279	220	308	250
Office staff	516	400	563	476
TOTAL	840	661	917	767

The above net increase in the average workforce compared with 2020 amounts to 179 and essentially reflects the impact of new recruitment as part of the Company's generational turnover plan.

6. AMORTISATION, DEPRECIATION AND IMPAIRMENT LOSSES – €585.8 MILLION

	(€m)		
	2021	2020	CHANGE
Amortisation of intangible assets	60.3	60.3	-
- of which rights on infrastructure	18.2	23.9	(5.7)
Depreciation of property, plant and equipment	527.2	502.7	24.5
Impairment losses on property, plant and equipment	0.3	7.7	(7.4)
Impairment losses on other current assets	-	1.0	(1.0)
Impairment losses on trade receivables	(2.0)	(0.5)	(1.5)
TOTAL	585.8	571.2	14.6

Amortisation, depreciation and impairment losses for the year amount to €585.8 million, an increase of €14.6 million compared with 2020. This primarily reflects the entry into service of new infrastructure, after taking into account the greater amount of impairment losses on assets recognised in the previous year (down €7.4 million).

7. OTHER OPERATING COSTS - €23.0 MILLION

	(€m)		
	2021	2020	CHANGE
Quality of service costs	5.9	8.3	(2.4)
of which mitigation and sharing mechanisms	4.9	7.6	(2.7)
of which Fund for Exceptional Events	0.8	0.9	(0.1)
of which compensation mechanisms for HV users	0.2	(0.2)	0.4
Indirect taxes and local taxes and levies	5.7	10.8	(5.1)
Losses on sales/disposal of plant	0.2	0.1	0.1
Adjustment of provisions for litigation and disputes	(0.9)	(0.4)	(0.5)
Other	12.1	11.7	0.4
TOTAL	23.0	30.5	(7.5)

The most significant components of this item regard the costs incurred by the Company in relation to the quality of the electricity service (€5.9 million), indirect taxes, local taxes and levies (€5.7 million, including €4.0 million in council tax) and other costs (€12.1 million) which include membership dues and contributions to trade bodies and associations, donations and other expenses.

The reduction €7.5 million is due essentially to the adjustment to provisions linked to amounts previously set aside in relation to Land Registry Circular 6/2012 and for litigation and disputes (down €4.0 million), in addition to a decrease in the costs incurred for quality of service (down €2.4 million, primarily linked to the steps taken to mitigate the impact of events in December 2020 following heavy snowfall across northern Italy).

8. FINANCIAL INCOME/(EXPENSES) – (€78.4) MILLION

	(€m)		
	2021	2020	CHANGE
FINANCIAL EXPENSES			
Interest expense on medium/long-term borrowings and related hedges	(102.9)	(89.1)	(13.8)
Adjustments to bonds in issue and the related hedges	-	(4.1)	4.1
Discounting of termination benefits (TFR) and operating leases	(0.1)	(0.4)	0.3
Capitalised financial expenses	10.8	10.1	0.7
Other financial expenses	(0.6)	(1.1)	0.5
Translation differences	-	(2.0)	2.0
Total expenses	(92.8)	(86.6)	(6.2)
FINANCIAL INCOME			
Dividends from subsidiaries	-	19.5	(19.5)
Financial income from subsidiaries	0.4	0.5	(0.1)
Restructuring of bond issues and related hedges	1.2	-	1.2
Interest income and other financial income	10.9	9.4	1.5
Translation differences	1.9	-	1.9
Total income	14.4	29.4	(15.0)
TOTAL	(78.4)	(57.2)	(21.2)

Net financial expenses for the year amount to €78.4 million, reflecting €92.8 million in financial expenses and €14.4 million in financial income. The increase in net financial expenses compared with the previous year, amounting to €21.2 million, primarily reflects the following:

- an increase in financial expenses of €13.8 million on medium/long-term debt due to rising inflation and the greater amount of debt;
- an increase in capitalised financial expenses (up €0.7 million);
- the collection of dividends in 2020 from the subsidiary, Terna Interconnector, amounting to €19.5 million;
- the positive impact of €3.9 million linked to the performance of the euro/dollar exchange rate, which had an impact on the intercompany loan granted to the subsidiary in Uruguay;
- increased financial income on financial assets (up €1.5 million).

9. INCOME TAX FOR THE YEAR – €297.7 MILLION

	(€m)		
	2021	2020	CHANGE
Income tax for the year			
Current tax expense:			
- IRES (corporate income tax)	265.3	241.1	24.2
- IRAP (regional tax on productive activities)	57.5	52.1	5.4
Total current tax expense	322.8	293.2	29.6
New temporary differences:			
- deferred tax assets	(4.6)	(9.8)	5.2
Reversal of temporary differences:			
- deferred tax assets	14.2	19.9	(5.7)
- deferred tax liabilities	(31.9)	(30.5)	(1.4)
Total deferred tax (income)/expense	(22.3)	(20.4)	(1.9)
Adjustments of taxes for previous years	(2.8)	(3.5)	0.7
TOTAL	297.7	269.3	28.4

Current income tax expense for the year of €322.8 million is up €29.6 million compared with the previous year, essentially reflecting the increase in pre-tax profit and the greater amount of tax-exempt income recognised during the previous year.

Net deferred tax expense of €22.3 million is down €1.9 million, primarily due to the net effect of the reversal of temporary differences, primarily connected with the impact of taxation on depreciation and amortisation.

Adjustments to taxes for previous years, amounting to a reduction of €2.8 million, reflect the overpayment of current tax expense in previous years and have decreased by €0.7 million.

The effective tax charge for the year (€297.7 million) results in a tax rate of 28.6%, up on the 28.1% of 2020. For a clearer presentation of the differences between the theoretical and effective tax charges, the table below reconciles the theoretical and effective tax rates for the year.

	(€m)		
	TAXABLE INCOME	TAX	% CHANGE
Profit before tax	1,042.6		
IRES – Theoretical tax charge (rate of 24.0%)		250.2	
IRAP – theoretical tax charge (rate of 5.10% on the operating profit of €1,121.0 million)		57.2	
		307.4	
THEORETICAL TAX RATE			29.5%
<i>Permanent differences in IRES</i>			
Impairments		0.1	-
Non-deductible remuneration		0.9	0.1%
Contingent assets and liabilities		0.6	0.1%
Membership dues		0.1	-
Other increases		1.8	0.2%
Single council tax (Imposta Municipale Unica, IMU)		(0.5)	-
Accelerated depreciation		(4.9)	(0.5%)
Tax relief (ACE – Aiuto alla Crescita Economica)		(5.1)	(0.5%)
IRAP – art. 6 of Law 28/01/2009 (10%)		(1.3)	(0.1%)
<i>Permanent differences in IRAP</i>			
Capitalised financial expenses		0.6	0.1%
Personnel expenses		0.4	-
Other increases		0.4	-
Effective tax rate after adjustments of taxes for previous years			28.9%
Income tax for previous years		(2.8)	(0.3%)
Total income tax expense for the year		297.7	
EFFECTIVE TAX RATE			28.6%

10. PROFIT/(LOSS) FROM ASSETS HELD FOR SALE – (€9.7) MILLION

This item includes the loss reported by the Uruguayan subsidiary, Difebal S.A., included in the potential sale of the Terna Group's Latin American assets. A Preferred Bidder has been selected and, on 20 December 2021, a Memorandum of Understanding (MoU) was signed. This sets out the terms and conditions for the potential transaction and for due diligence activities and governing the submission of a binding offer.

The transaction has led to the reclassification, in accordance with IFRS 5, of the net assets attributable to the Uruguayan subsidiary, Difebal S.A..

The relevant amounts in the Company's income statement for the previous year have been restated, resulting in a net loss attributable to Difebal S.A. for 2020 of €1.6 million.

	(€m)		
	2021	2020	CHANGE
Revenue	0.1	0.2	(0.1)
OPERATING PROFIT/(LOSS)	0.1	0.2	(0.1)
Financial income/(expenses), net	0.3	(1.8)	2.1
Impairment recognised on remeasurement of fair value less costs to sell	(10.1)	-	(10.1)
PRE-TAX PROFIT/(LOSS)	(9.7)	(1.6)	(8.1)
Net profit/(loss) for the year attributable to assets held for sale	(9.7)	(1.6)	(8.1)

The loss from assets held for sale, totalling €9.7 million, is down €8.1 million on the figure for the previous year. This essentially reflects the adjustment to the value of the net assets held for sale recognised in application of IFRS 5.

C. Operating segments

In line with the requirements of "IFRS 8 – Operating segments", companies that publish a Parent Company's consolidated financial statements in a single document, together with the Company's separate financial statements, only have to present segment information in the consolidated financial statements.

D. Notes to the statement of financial position

Assets

11. PROPERTY, PLANT AND EQUIPMENT – €13,447.4 MILLION

(€m)

	LAND	BUILDINGS	PLANT AND EQUIPMENT	INDUSTRIAL AND COMMERCIAL EQUIPMENT	OTHER ASSETS	ASSETS UNDER CONSTRUCTION AND PREPAYMENTS	TOTAL
COST AT 31 DECEMBER 2020	130.9	2,057.7	17,884.5	112.8	175.3	1,507.9	21,869.1
Investments	-	3.6	0.4	4.1	7.0	1,233.2	1,248.3
<i>of which right-of-use assets</i>	-	1.6	-	-	1.0	-	2.6
<i>of which finance leased assets</i>	-	-	0.3	-	-	-	0.3
Assets entering service	1.8	62.8	812.5	4.1	14.1	(895.3)	-
Other purchases	-	-	15.6	-	-	-	15.6
Intercompany sales	-	-	(0.2)	-	-	-	(0.2)
<i>of which finance leased assets</i>	-	-	(0.1)	-	-	-	(0.1)
Disposals and impairments	(0.4)	(2.5)	(69.4)	-	(1.1)	(0.4)	(73.8)
<i>of which right-of-use assets</i>	-	(2.5)	-	-	(0.5)	-	(3.0)
<i>of which finance leased assets</i>	-	-	(0.6)	-	-	-	(0.6)
Other changes	0.1	(15.0)	(15.3)	(0.2)	0.2	(9.4)	(39.6)
<i>of which finance leased assets</i>	-	-	(1.2)	-	-	-	(1.2)
COST AT 31 DECEMBER 2021	132.4	2,106.6	18,628.1	120.8	195.5	1,836.0	23,019.4
ACCUMULATED DEPRECIATION AND IMPAIRMENT AT 31 DECEMBER 2020	(0.6)	(644.8)	(8,245.8)	(85.1)	(137.6)	-	(9,113.9)
Depreciation for the year	(0.3)	(51.1)	(457.1)	(5.3)	(13.4)	-	(527.2)
<i>of which right-of-use assets</i>	(0.3)	(1.4)	-	-	(0.5)	-	(2.2)
<i>of which finance leased assets</i>	-	-	(2.7)	-	-	-	(2.7)
Intercompany sales	-	-	0.1	-	-	-	0.1
Disposals	-	0.9	67.0	-	1.1	-	69.0
<i>of which right-of-use assets</i>	-	0.8	-	-	0.5	-	1.3
<i>of which finance leased assets</i>	-	-	0.3	-	-	-	0.3
Other changes	-	1.0	(1.0)	-	-	-	-
<i>of which finance leased assets</i>	-	-	0.8	-	-	-	0.8
ACCUMULATED DEPRECIATION AND IMPAIRMENT AT 31 DECEMBER 2021	(0.9)	(694.0)	(8,636.8)	(90.4)	(149.9)	-	(9,572.0)
Carrying amount							
AT 31 DECEMBER 2021	131.5	1,412.6	9,991.3	30.4	45.6	1,836.0	13,447.4
<i>of which right-of-use assets</i>	5.0	4.1	-	-	1.1	-	10.2
<i>of which finance leased assets</i>	-	0.6	20.8	-	-	-	21.4
AT 31 DECEMBER 2020	130.3	1,412.9	9,638.7	27.7	37.7	1,507.9	12,755.2
<i>of which right-of-use assets</i>	5.3	5.6	-	-	0.6	-	11.5
<i>of which finance leased assets</i>	-	0.6	24.0	-	-	-	24.6
Change	1.2	(0.3)	352.6	2.7	7.9	328.1	692.2

The category, "Plant and equipment", essentially includes the electricity transmission grid and transformer substations in Italy.

"Property, plant and equipment" is up €692.2 million, compared 31 December 2020, broadly due to the following movements:

- investment of €1,248.3 million during the year, including €1,235.0 million in Regulated Activities;
- the purchase of NTG assets from Acciaierie Arvedi for €5.1 million (May 2021) and from then AGSM Group and Dolomiti Energia for €10.5 million (December 2021);
- amortisation and depreciation for the year (€527.2 million);
- other changes (down €39.6 million) relating to grants related to assets (primarily in relation projects financed by the Ministry for Economic Development and the EU and the re-routing of power lines at the request of third parties) and disposals and impairment losses (down €4.8 million).

The following information regards work on the principal projects during the year in relation to Regulated Activities: the installation of synchronous compensators (€120.3 million), procurement relating to construction of the Tyrrhenian Link (€70.5 million), a progress on construction of the Paternò-Pantano-Priolo power line (€34.8 million) and the Italy-France interconnector (€15.5 million), extension of the fibre network as part of the "Fiber for the Grid" project (€21.2 million), construction of the Vizzini substation (€17.4 million), construction of the Auronzo substation in the Upper Bellunese area (€16.5 million) and the Scafati substation for the Sorrento Peninsula interconnector (€11.3 million, with the asset entering service in October 2021), reorganisations in Turin (€13.1 million) and in Naples (€9.8 million) and the grid upgrade in the Foggia-Benevento area (€11.5 million).

12. GOODWILL – €190.2 MILLION

Goodwill of €190.2 million regards the goodwill resulting from the mergers with the subsidiaries RTL (€88.6 million, merged into the Company in 2008) and Terna Rete Italia S.r.l. (€101.6 million, merged in 2017).

The balance is unchanged with respect to the previous year.

Impairment testing

Cash Generating Unit – Terna S.p.A.'s transmission activities

For impairment testing purposes, Terna S.p.A.'s Regulated Activities were considered to be a cash generating unit (CGU). Measurement of the recoverable value of the goodwill allocated to the transmission activities was based on fair value less costs of disposal. Determination of the carrying amount of the CGU represented by the NTG was based on Terna S.p.A.'s net invested capital at 31 December 2021, appropriately adjusted for the assets and liabilities not falling within the scope of Transmission activities (e.g., Dispatching, Non-regulated and International activities). The recoverable amount was based on fair value after applying an EBITDA multiple to the operating profit of the CGU represented by the NTG. This multiple was calculated at the level of the Company, as the ratio between the enterprise value (the sum of the stock market capitalization and net debt) and the Company's EBITDA. The result obtained is significantly higher than the carrying amount recognised in the financial statements inclusive of goodwill.

13. INTANGIBLE ASSETS – €353.6 MILLION

(€m)

	INFRASTRUCTURE RIGHTS	CONCESSIONS	OTHER ASSETS	ASSETS UNDER DEVELOPMENT AND PREPAYMENTS	TOTAL
Cost	486.3	135.4	333.6	56.4	1,011.7
Accumulated amortisation	(376.6)	(84.9)	(264.5)	-	(726.0)
BALANCE AT 31 DECEMBER 2020	109.7	50.5	69.1	56.4	285.7
Investments	-	-	0.1	128.2	128.3
Assets entering service	38.9	-	72.5	(111.4)	-
Amortisation for the year	(18.2)	(5.6)	(36.5)	-	(60.3)
Other changes	(0.1)	-	-	-	(0.1)
BALANCE AT 31 DECEMBER 2021	130.3	44.9	105.2	73.2	353.6
Cost	525.2	135.4	406.2	73.2	1,140.0
Accumulated amortisation	(394.9)	(90.5)	(301.0)	-	(786.4)
BALANCE AT 31 DECEMBER 2021	130.3	44.9	105.2	73.2	353.6
Change	20.6	(5.6)	36.1	16.8	67.9

Intangible assets amount to €353.6 million and include:

- the infrastructure used in provision of the dispatching service carried out under concession and accounted for in accordance with “IFRIC 12 – Service Concession Arrangements”, with the carrying amount, at 31 December 2021 of infrastructure entering service during the year amounting to €130.3 million and of infrastructure under construction, included in the category “Assets under development and prepayments”, amounting to €32.1 million (at 31 December 2020, the matching figures were €109.7 million and €23.9 million, respectively);
- the concession for electricity transmission and dispatching activities in Italy (with a carrying amount of €44.9 million at 31 December 2021). This 25-year concession was recognised in 2005, initially at fair value and subsequently at cost.

Other intangible assets primarily include software applications, either produced internally or purchased as part of systems development programmes. Investment in these assets during the year (€81.2 million) essentially regards internal development programmes.

The increase compared with the previous year (up €67.9 million) reflects the net effect of investment (€128.3 million, including €47.1 million in infrastructure rights) and amortisation (€60.3 million).

Investment in intangible assets during the year (€128.3 million), included expenditure on the development of software applications for the Remote Management System for Dispatching (€23.5 million), the Power Exchange (€9.8 million), the Metering System (€1.3 million) and for protection of the electricity system (€2.4 million), as well as software applications and generic licences (€78.9 million).

14. DEFERRED TAX ASSETS – €109.4 MILLION

(€m)

	31 DECEMBER 2020	PROVISIONS	USES AND OTHER MOVEMENTS	EFFECTS RECOGNISED IN COMPRE- HENSIVE INCOME	31 DECEMBER 2021
DEFERRED TAX ASSETS					
Provisions for risks and charges	21.3	3.8	(8.1)	-	17.0
Allowance for doubtful accounts	4.3	-	-	-	4.3
Amounts due to employees	3.1	1.0	(4.1)	(0.3)	(0.3)
Cash flow hedges and financial assets	66.7	-	-	(22.7)	44.0
Tax relief on goodwill	20.9	-	(3.0)	-	17.9
Other	5.3	(0.1)	1.2	-	6.4
TOTAL DEFERRED TAX ASSETS	121.6	4.7	(14.0)	(23.0)	89.3
DEFERRED TAX LIABILITIES					
Property, plant and equipment	(8.7)	-	31.9	-	23.2
Employee benefits and financial instruments	(3.1)	-	-	-	(3.1)
TOTAL DEFERRED TAX LIABILITIES	(11.8)	-	31.9	-	20.1
NET DEFERRED TAX ASSETS	109.8	4.7	17.9	(23.0)	109.4

The balance of this item, amounting to €109.4 million, includes the net impact of movements in the Company's deferred tax assets and liabilities.

Deferred tax assets (€89.3 million) are down by a net €32.3 million compared with the previous year, reflecting the following movements:

- uses totalling €23.0 million, reflecting the tax effect on the comprehensive income statement, primarily of movements in cash flow hedges;
- net uses of €4.3 million, relating to movements during the year in provisions for risks and charges, primarily due to the tax effect on the release of provisions for quality of service (€2.9 million) and early retirement incentives (€3.2 million)
- the release of deferred tax assets recognised in relation to tax relief on the goodwill resulting from the merger with Terna Rete Italia S.r.l. (€3.0 million).

Deferred tax liabilities (€20.1 million) are up €31.9 million compared with the previous year, due to the use of previous provisions for accelerated depreciation, including the net release for depreciation for the year.

15. FINANCIAL ASSETS

(€m)

	MEASUREMENT	31 DECEMBER 2021	31 DECEMBER 2020	CHANGE
Investments in subsidiaries	at cost	1,104.2	1,107.4	(3.2)
Investments in associates	at cost	44.8	44.7	0.1
Guarantee deposits	Amortised cost	241.4	221.8	19.6
Fair value hedges	FVTPL	1.6	94.2	(92.6)
Loan to subsidiaries	Amortised cost	-	22.5	(22.5)
Government securities	FVTOCI	23.1	22.5	0.6
NON-CURRENT FINANCIAL ASSETS		1,415.1	1,513.1	(98.0)
Government securities	FVTOCI	958.5	611.4	347.1
Other current financial assets		17.8	5.2	12.6
Deferred assets on fair value hedges		4.3	4.4	(0.1)
CURRENT FINANCIAL ASSETS		980.6	621.0	359.6

“Non-current financial assets” includes the items described below.

The value of “Investments in subsidiaries” (€1,104.2 million) regards investments in Terna S.p.A.’s direct subsidiaries and is down €3.2 million compared with 31 December 2020. This primarily reflects reclassification of the investment in Difebal S.A. (down €8.5 million) to assets held for sale, partially offset by an increase in the investment in Rete S.r.l. (up €5.3 million), following the merger of EL.IT.E. S.r.l. with and into Rete S.r.l., following the former’s acquisition by Terna S.p.A. on 27 July 2021.

The value of “Investments in associates” (€44.8 million) mainly regards the investments in CGES – CrnoGorski Elektroprenosni Sistem AD (€26.7 million), CESI S.p.A. (€17.5 million), CORESO S.A. (€0.2 million) and the joint operations, ELMED Etudes S.a.r.l. (€0.3 million) and Selene CC S.A. (€0.1million). The increase compared with the previous year, amounting to €0.1 million, essentially reflects the adjustment to the share of equity at 31 December 2021 in the joint operation, ELMED Etudes S.a.r.l. (up €0.1 million).

The following table shows key information on investments in subsidiaries, associates and joint ventures owned directly by Terna S.p.A. at 31 December 2021. Amounts relate to the latest approved financial statements.

NAME	REGISTERED OFFICE	CURRENCY	SHARE CAPITAL	% INTEREST	CARRYING AMOUNT (€)
SUBSIDIARIES CONTROLLED DIRECTLY BY TERNA SPA					
Terna Rete Italia S.p.A.	Rome	Euro	300,000	100%	21,461,425.2
Business	Design, construction, management, development, operation and maintenance of power lines and grid infrastructure and other grid-related infrastructure, plant and equipment used in the above electricity transmission and dispatching activities and in similar, related and connected sectors.				
Terna Crna Gora d.o.o.	Podgorica (Montenegro)	Euro	208,000,000	100%	208,000,000.0
Business	Authorisation, construction and operation of the transmission infrastructure forming the Italy-Montenegro interconnector on Montenegrin territory.				
Terna Plus S.r.l.	Rome	Euro	16,050,000	100%	86,861,553.0
Business	Design, construction, management, development, operation and maintenance of plant, equipment and infrastructure for grids and systems, including distributed storage and pumping and/or storage systems.				
Terna Interconnector S.r.l.	Rome	Euro	10,000	65%*	19,925.9
Business	Responsible for construction and operation of the private section of the Italy-France interconnector and civil works on the public section.				
Rete S.r.l.	Rome	Euro	387,267,082	100%	775,559,948.5
Business	Design, construction, management, development, operation and maintenance of high-voltage power lines.				
Difebal S.A.	Montevideo (Uruguay)	Uruguayan peso	140,000	100%	-
Business	Design, construction and maintenance of electricity infrastructure in Uruguay.				
Terna Energy Solutions S.r.l.	Rome	Euro	2,000,000	100%	12,282,156.2
Business	Design, construction, management, development, operation and maintenance of distributed energy storage systems, pumping and/or storage systems, plant, equipment and infrastructure, including grids; research, consultancy and assistance in matters relating to the core business; any other activity capable of improving the use and development of plant, resources and expertise.				
PI.SA. 2 S.r.l. in liquidation	Rome	Euro	10,000	100%	-
Business	Design, construction, management, development, operation and maintenance, including on behalf of third parties, of power lines and grid infrastructure and other infrastructure connected to such grids, plant and equipment for use in electricity transmission operations, or in similar, related or connected sectors, and has been established to fulfil the obligations assumed by the energy-intensive companies in relation to implementation of the Italy-France Interconnector.				
ESPERIA-CC S.r.l.	Rome	Euro	10,000	1%**	100.0
Business	A technical centre owned by a number of transmission system operators, which acts as the regional security coordinator for the TSOs, with the aim of improving and upgrading the security and coordination of the electricity system in south-eastern Europe.				

* 5% is held by Terna Rete Italia S.p.A. and 30% by Transenergia S.r.l.

** 99% is held by Selene CC S.A.

NAME	REGISTERED OFFICE	CURRENCY	SHARE CAPITAL	% INTEREST	CARRYING AMOUNT (€)
ASSOCIATES					
Cesi S.p.A.	Milan	Euro	8,550,000	42.698%	17,563,381
Business	Experimental research and provision of services related to electro-technology.				
Coreso S.A.	Brussels (Belgium)	Euro	1,000,000	15.84%	210,742
Business	Technical centre owned by several electricity transmission operators, responsible for coordinating joint operations of TSOs, in order to improve and upgrade the security and coordination of the electricity system in central and western Europe.				
CGES A.D.	Podgorica (Montenegro)	Euro	155,108,283	22.0889%	26,694,419
Business	Provision of transmission and dispatching services in Montenegro.				
JOINT VENTURES					
ELMED Etudes S.a.r.l.	Tunis (Tunisia)	Tunisian dinar	2,700,000	50%	274,917
Business	Conduct of preparatory studies for construction of the infrastructure required to connect the Tunisian and Italian electricity systems.				
SEleNe CC S.A.	Thessaloniki (Greece)	Euro	200,000	25%	50,000
Business	A technical centre owned by a number of transmission system operators, which acts as the regional security coordinator for the TSOs, with the aim of improving and upgrading the security and coordination of the electricity system in south-eastern Europe.				
Equigy B.V.	Arnhem, (Netherlands)	Euro	50,000	20%	10,000
Business	Provisions of support for electricity balancing by TSOs through the development and implementation of blockchain technology.				

* Figures taken from the latest approved financial statements at the date of preparation of this document.

This item also includes:

- guarantee deposits (€241.4 million), including the Interconnector Guarantee Fund (€123.9 million) set up to fund investment in interconnections by art. 32 of Law 99/09 and up to €18.7 million compared with the previous year. Guarantee deposits also include €117.5 million received from operators participating in the capacity market in accordance with Resolution Del.98/2011/R/eel⁴, as amended, registering an increase of €0.9 million compared with the previous year;
- fair value hedges, amounting to €1.6 million, hedging bond issues are down €92.6 million compared with the previous year; the value of the hedges was measured by discounting expected cash flows using market interest rates at the measurement date;
- the value of Italian government bonds ("BTP"), amounting to €23.1 million, with a notional value of €21.2 million acquired in May 2020, maturing in May 2025 and paying interest at a rate of 1.4%.

"Current financial assets" are up €359.6 million compared with the previous year, primarily due to the purchase of government securities net of those reaching maturity, amounting to a notional value of €350 million.

⁴ The regulations regarding the system of remuneration for availability of production capacity was approved by a Ministerial Decree of 28 June 2019. The deposits were paid by the energy-intensive operators after the competition held by Terna on 6 and 28 November 2019. These provide a guarantee for the entire capacity market from 2022, with the aim of ensuring the achievement and maintenance of the adequacy of the national electricity system, in order to structurally fulfil expected electricity consumption and the power reserve margins needed to meet predetermined levels of safety and quality of service.

16. OTHER ASSETS

	31 DECEMBER 2021	31 DECEMBER 2020	CHANGE
Loans and advances to employees	3.7	3.6	0.1
Deposits with third parties	1.3	1.0	0.3
Non-current receivables due from subsidiaries	1.4	0.3	1.1
OTHER NON-CURRENT ASSETS	6.4	4.9	1.5
Current receivables due from subsidiaries	-	0.2	(0.2)
Other tax credits	4.9	14.3	(9.4)
Other current assets – Interconnector Guarantee Fund	3.6	3.8	(0.2)
Prepayments to suppliers	1.5	3.3	(1.8)
Prepayments of operating expenses and accrued operating income	8.9	8.4	0.5
Amounts due from others	2.1	4.9	(2.8)
OTHER CURRENT ASSETS	21.0	34.9	(13.9)

“Other non-current assets” amount to €6.4 million, an increase of €1.5 million compared with the previous year, essentially due to amounts due from subsidiaries recognised in relation to the new Performance Share Plan 2021-2025 (up €1.1 million).

“Other current assets” of €21.0 million are down €13.9 million compared with 31 December 2020, essentially reflecting:

- a reduction in “Other tax credits” (down €9.4 million), primarily reflecting a reduction in refundable VAT (down €9.7 million)
- a reduction of €2.8 million in “Amounts due from others”, broadly due to other items to be settled recognized in the previous year and collected in early 2021 (down €1.5 million).

17. TRADE RECEIVABLES – €2,633.3 MILLION

	31 DECEMBER 2021	31 DECEMBER 2020	CHANGE
Energy-related receivables	2,197.0	844.4	1,352.6
Transmission charges receivables	395.8	200.6	195.2
Other trade receivables	22.5	10.7	11.8
Amounts due from subsidiaries	18.0	35.4	(17.4)
TRADE RECEIVABLES	2,633.3	1,091.1	1,542.2

Trade receivables amount to €2,633.3 million and are accounted for less any losses on items deemed not to be recoverable and recognised in the allowance for doubtful accounts (€33.2 million for energy-related receivables and €9.9 million for other items in 2021, compared with €34.2 million for energy-related items and €11.0 million for other items in 2020, with further details provided in the section “E. Commitments and risks”). The carrying amount shown broadly approximates to fair value.

The measurement of expected credit losses is described in the section, “A. Accounting policies and measurement criteria”.

Energy-related/regulated receivables – €2,197.0 million

This item includes so-called “pass-through items” relating to the Parent Company’s activities in accordance with Resolution 111/06 (€2,129.2 million) and receivables due from the users of dispatching services forming part of Regulated Activities (€25.6 million). It also includes the amount due (€42.2 million) from the Fund for Energy and Environmental Services (Cassa per i Servizi Energetici e Ambientali - CSEA), relating to quality of service and output-based regulation.

These receivables are up €1,352.6 million compared with the end of 2020, primarily due to:

Pass-through receivables (up €1,331.5 million)

- the Uplift (up €308.8 million) primarily due to the significant increase in the cost of procuring services on the DSM in the last quarter;
- imbalances (up €582.3 million) following the significant increase in energy prices and the impact of this on the conduct of certain market operators;
- the dispatching services market (€189.1 million);
- activity and exchanges on the platforms for providing balancing resources at European level (€103.2 million);

Amounts due from the CSEA (up €22.8 million)

- the recognition of output-based incentives⁵ (€47.9 million);
- a reduction of €25.1 million in the receivable relating to quality of service following the collection of RENS bonus for 2019 and 2020 and recognition of the performance in 2021.

Transmission charges receivable – €395.8 million

Transmission charges receivable, amounting to €395.8 million, represent the amount due to the Parent Company and other grid owners from electricity distributors for use of the National Transmission Grid. The receivable is up €195.2 million compared with 31 December 2020, linked broadly to the impact of:

- revised tariffs and recognition of the accrued amount due as a return on digital substation systems in accordance with ARERA Resolution 565/2020 (totalling €54.7 million);
- factoring transactions completed at the end of the year (€109.6 million);
- discontinued application of the Split Payment regime when invoicing transmission services to certain counterparties following their participation in Group VAT arrangements (€30.9 million).

Other trade receivables – €22.5 million

Other trade receivables, totalling €22.5 million, are up €11.8 million with the previous year. This primarily reflects a decrease in receivables resulting from Non-regulated Activities in the final quarter of the year.

Amounts due from subsidiaries – €18.0 million

This item, totalling €18.0 million, primarily regards the amount receivable from the subsidiary, Terna Rete Italia S.p.A. (€12.8 million), primarily relating to services provided in the last part of the year under existing contracts, mainly relating to the amount due on the business unit leased to this company (€6.4 million), and administrative services (€3.4 million).

This item is down compared with the previous year (down €17.4 million), broadly reflecting the receivables recognised in the previous year and due from Resia Interconnector S.r.l. (down €13.5 million), sold on 16 September 2021 to Interconnector Energy Italia S.c.p.a., the Consorzio Toscana Energia S.p.A. and VDP Fonderia S.p.A.. The receivables regard construction and operation of the private portion of the alternating current power line between Italy and Austria. In addition, there has been a reduction in amounts due from the subsidiary, Terna Energy Solutions S.r.l. (down €2.5 million), reflecting the receivables recognised in the previous year in relation to recovery of the due diligence costs incurred by the Company in relation to acquisition of the subsidiary, Brugg Cables (€3.5 million), and a reduction of €1.7

⁵ An efficiency bonus linked to the cost of investment in boosting transmission capacity in 2020 (under Resolution 23/2022), efficiency bonuses for development works completed by 30 September 2020, rewards linked to preparations for the introduction of output-based regulation in 2018 and 2019, the reward for unification of the NTG following the MEGARETI acquisition.

million in amounts due from the subsidiary, Terna Rete Italia S.p.A., reflecting a reduction in amounts due for administrative services (down €1.6 million, after the related fees were adjusted to take account of the volume of work carried out, as assessed at the end of 2021).

18. CASH AND CASH EQUIVALENTS – €1,619.8 MILLION

Cash amounts to €1,619.8 million at 31 December 2021, including €1,371.3 million in liquidity invested in readily convertible short-term deposits and €248.5 million in net deposits in bank current accounts (including a net debit balance of €137.6 million on intercompany treasury accounts).

19. INCOME TAX ASSETS – €3.5 MILLION

Income tax assets, amounting to €3.5 million, are up €0.3 million compared with the previous year. This essentially reflects the tax asset recognised at the end of 2020 compared with the tax liability recognised in “Tax liabilities” at 31 December 2021, to which reference should be made. This reflects the increase in tax expense for the year after payments on account during the year (essentially due to the increase in pre-tax profit).

20. ASSETS HELD FOR SALE – €23.0 MILLION

This item includes the existing assets of the Uruguayan subsidiary, Difebal S.A., included in the potential sale of the Terna Group's Latin American assets.

(€m)

ASSETS	31 DECEMBER 2021
Non-current financial assets	33.0
Trade receivables	0.1
Impairment recognised on remeasurement of fair value less costs to sell	(10.1)
TOTAL ASSETS HELD FOR SALE	23.0

Assets held for sale amounting to €23.0 million, broadly include outstanding items due from the Uruguayan subsidiary in the form of a loan granted by Terna S.p.A. and the investment, after an adjustment to the value of these assets recognized in application of IFRS 5.

Equity and liabilities

21. EQUITY – €4,329.5 MILLION

Share capital – €442.2 million

Terna's share capital consists of 2,009,992,000 ordinary shares with a par value of €0.22 per share.

Legal reserve – €88.4 million

The legal reserve accounts for 20% of the Company's share capital and is unchanged with respect to the previous year.

Reserve for treasury shares - (€19.5) million

In implementation of the buyback programme linked to the Performance Share Plan 2021-2025, approved by the Annual General Meeting of 30 April 2021, in the period between 31 May 2021 and 23 June 2021, the Parent Company purchased 1,569,292 own shares (equal to 0.078% of the share capital) at a cost of €10.0 million to service the Performance Share Plan 2021-2025.

These shares are in addition to the 1,525,900 own shares purchased by the Company in 2020, at a cost of €9.5 million, in order to service the Performance Share Plan 2020-2023.

As a result, Terna S.p.A. now holds a total of 3,095,192 treasury shares (equal to 0.154% of the share capital), purchased at a cost of €19.5 million, thereby reducing other reserves by this amount.

Other reserves – €615.2 million

The other reserves have increased €76.5 million, reflecting other comprehensive income. This reflects:

- fair value adjustments to the Parent Company's cash flow hedges (up €74.6 million, including the related hedging costs of €0.4 million, and after taking into account the related tax liability of €23.6 million);
- fair value adjustments to financial assets represented by government securities (down €3.0 million, after taking into account the related tax asset of €0.9 million).

Other reserves also include the reserve for share options (up €4.0 million), relating to the incentive plan for the Group's personnel involving the above share-based payments (the Performance Share Plan 2021-2025⁶).

Retained earnings and accumulated losses – €2,665.4 million

The increase in "Retained earnings and accumulated losses", amounting to €146.5 million, primarily regards the remaining portion of profit for 2020, following payment of the dividend for that year (totalling €541.7 million).

Interim dividend for 2021 and final dividend for 2020

On 10 November 2021, the Company's Board of Directors, having obtained the Independent Auditor's opinion required by article 2433-bis of the Italian Civil Code, decided to pay an interim dividend of 9.82 euro cents per share. The dividend was payable from 24 November 2021, with an ex-dividend date for coupon n. 35 on 22 November 2021. The dividend was paid to the holders of each ordinary share outstanding, with the exception of the amount payable on treasury shares held at the record date of 23 November 2021 (amounting to €303,947.85, which was taken to retained earnings).

The Annual General Meeting of shareholders held on 30 April 2021 approved payment of a dividend for full-year 2020 of 26.95 euro cents per share, and the payment – before any withholdings required by law – of a final dividend of 17.86 euro cents per share, to be added to the interim dividend of 9.09 euro cents already paid on 25 November 2020. The final dividend was payable from 23 June 2021, with an ex-dividend date for coupon 34 of 21 June 2021.

The individual components of equity at the end of the year are shown below, specifying their origin, availability and distributability.

⁶ The LTI Plan 2021-2025 involves the grant of the right to the award of a certain number of shares in Terna S.p.A. (Performance Shares) free of charge at the end of a performance period, provided that the performance objectives to which the Plan is linked have been achieved.

	31 DECEMBER 2021	POTENTIAL USE	AVAILABLE AMOUNT
Share capital	442.2	-	-
Legal reserve	88.4	B	88.4
Other reserves			
- capital reserves	416.1	A. B. C	416.1
- actuarial gains (losses) on employee benefits and cash flow hedges after taxation - STOCK OPTION	(134.3)	-	-
- revenue reserves	313.9	A. B. C	313.9
Retained earnings	2,665.4	A. B. C	2,665.4
Interim dividend	(197.4)	A. B. C	-
TOTAL	3,594.3		

Key:

A – for capital increases

B – to cover losses

C – for distribution to shareholders

The available amount includes €521.4 million in untaxed revenue reserves.

22. BORROWINGS AND FINANCIAL LIABILITIES

	31 DECEMBER 2021	31 DECEMBER 2020	CHANGE
Bond issues	6,925.6	7,451.3	(525.7)
Bank borrowings	1,888.3	2,179.5	(291.2)
LONG-TERM BORROWINGS	8,813.9	9,630.8	(816.9)
Cash flow hedges	83.7	251.4	(167.7)
NON-CURRENT FINANCIAL LIABILITIES	83.7	251.4	(167.7)
SHORT-TERM BORROWINGS	1,917.6	977.1	940.5
Bond issues	999.9	1,258.8	(258.9)
Bank borrowings	635.0	119.0	516.0
CURRENT PORTION OF LONG-TERM BORROWINGS	1,634.9	1,377.8	257.1
CURRENT FINANCIAL LIABILITIES	45.7	89.7	(44.0)
TOTAL	12,495.8	12,326.8	169.0

Borrowings and financial liabilities have increased by €169.0 million compared with the previous year to €12,495.8 million.

The reduction in bond issues (down €784.6 million) essentially reflects repayment of the bond issue, totalling €1,250 million, after taking into account the green bond issue launched by Terna on 16 June 2021, with a nominal value of €600 million, described in the paragraph, “Financial resources” in the Report on Operations. The change also reflects the adjustment of the amortised cost of these financial instruments.

The latest official prices at 31 December 2021 and 31 December 2020 for the bonds listed on the Luxembourg Stock Exchange are detailed below:

		(€m)	
	ISIN	PRICE AT 31 DECEMBER 2021	PRICE AT 31 DECEMBER 2020
bond maturity 2021:	XS0605214336	n.a.**	100.96
bond maturity 2022:	XS1178105851	100.11	101.22
bond maturity 2023*:	XS0328430003	131.79	124.72*
bond maturity 2023:	XS1858912915	101.88	103.19
bond maturity 2024:	XS0203712939	114.02	119.52
bond maturity 2025:	XS2033351995	100.05	101.19
bond maturity 2026:	XS1371569978	104.67	107.90
bond maturity 2026:	XS1980270810	103.30	105.41
bond maturity 2027:	XS1652866002	105.23	109.14
bond maturity 2028:	XS1503131713	103.26	107.28
Bond maturity 2029:	XS2357205587	98.89	n.a.**
bond maturity 2030:	XS2237901355	97.17	101.89
bond maturity 2032:	XS2209023402	99.66	105.29

* Source: BNP Paribas and Bloomberg.

** Not applicable..

Compared with the previous year, bank borrowings are up €224.8 million, primarily due to as a result of the drawdown of new bank facilities, amounting to €343.0 million, after repayments of existing borrowings.

Long-term borrowings

The table below shows movements in long-term debt during the year, including also the nominal amount:

								(€m)		
	31 DECEMBER 2020			REPAYMENTS AND CAPITALISATIONS	DRAWDOWNS	OTHER	CHANGE IN CARRYING AMOUNT	31 DECEMBER 2021		
	NOMINAL DEBT	CARRYING AMOUNT	FAIR VALUE					DEBITO NOZION.	VALORE CONTAB.	VALORE DI MERCATO
Bond maturing 2021	1,250.0	1,258.8	1,262.1	(1,250.0)	-	(8.8)	(1,258.8)	-	-	-
Bond maturing 2022	1,000.0	999.1	1,012.2	-	-	0.8	0.8	1,000.0	999.9	1,001.1
IL bond	579.0	636.3	722.1	-	-	(13.4)	(13.4)	594.1	622.9	783.0
Bond maturing 2023	1,000.0	996.4	1,031.9	-	-	1.4	1.4	1,000.0	997.8	1,018.8
Bond maturing 2024	800.0	921.1	956.1	-	-	(31.3)	(31.3)	800.0	889.8	912.2
Bond maturing 2025	500.0	495.7	506.0	-	-	0.9	0.9	500.0	496.6	500.2
Private Placement 2026	80.0	79.2	86.3	-	-	0.2	0.2	80.0	79.4	83.7
Bond maturing 2026	500.0	498.2	527.0	-	-	0.3	0.3	500.0	498.5	516.5
Bond maturing 2027	1,000.0	1,039.0	1,091.4	-	-	(25.3)	(25.3)	1,000.0	1,013.7	1,052.3
Bond maturing 2028	750.0	794.4	804.6	-	-	(30.7)	(30.7)	750.0	763.7	774.5
Bonds maturing 2029	-	-	-	-	600.0	(3.3)	596.7	600.0	596.7	593.3
Bonds maturing 2030	500.0	495.7	509.5	-	-	0.4	0.4	500.0	496.1	485.8
Bonds maturing 2032	500.0	496.2	526.5	-	-	(25.8)	(25.8)	500.0	470.4	498.3
Total bond issues	8,459.0	8,710.1	9,035.7	(1,250.0)	600.0	(134.6)	(784.6)	7,824.1	7,925.5	8,219.7
Borrowings	2,290.6	2,286.3	2,286.3	(116.7)	343.0	-	226.3	2,512.6	2,512.6	2,512.6
Lease liabilities	12.2	12.2	12.2	(2.5)	-	1.0	(1.5)	10.7	10.7	10.7
Total borrowings	2,302.8	2,298.5	2,298.5	(119.2)	343.0	1.0	224.8	2,523.3	2,523.3	2,523.3
Total debt	10,761.8	11,008.6	11,334.2	(1,369.2)	943.0	(133.6)	(559.8)	10,347.4	10,448.8	10,743.0

At 31 December 2021, Terna has access to additional financing of €3,150.0 million, represented by two revolving credit facilities. In addition, the Company has uncommitted bank credit lines totalling approximately €769.0 million and approximately €300.0 million in loans agreed but not yet disbursed.

In addition, as provided for in IFRS 7, the table shows the fair value of borrowings. In the case of bond issues, this is market value based on prices at the reporting date, which do not include accrued interest payable at maturity.

The following table shows an analysis of bond issues and other borrowings by maturity, showing the related short-term portions.

(€m)													
	MATURITY	31 DECEMBER 2020*	31 DECEMBER 2021*	PORTION FALLING DUE WITHIN 12 MONTHS	PORTION FALLING DUE AFTER 12 MONTHS	2023	2024	2025	2026	2027	AFTER	AVERAGE INTEREST RATE AT 31 DEC 2021	AVERAGE NET INTEREST RATE OF HEDGES AT 31 DEC 2021
Bonds	2021	1,258.8	-	-	-	-	-	-	-	-	-	4.75%	1.29%
	2022	999.1	999.9	999.9	-	-	-	-	-	-	-	0.88%	0.95%
	2023	636.3	622.9	-	622.9	580.8	-	-	-	-	42.1	2.73%	0.43%
	2023	996.4	997.8	-	997.8	1,000.0	-	-	-	-	(2.2)	1.00%	1.14%
	2024	921.1	889.8	-	889.8	-	800.0	-	-	-	89.8	4.90%	0.87%
	2025	495.7	496.6	-	496.6	-	-	500.0	-	-	(3.4)	0.13%	0.32%
	2026	498.2	498.5	-	498.5	-	-	-	500.0	-	(1.5)	1.00%	1.28%
	2026	79.2	79.4	-	79.4	-	-	-	80.0	-	(0.6)	1.60%	1.80%
	2027	1,039.0	1,013.7	-	1,013.7	-	-	-	-	1,000.0	13.7	1.38%	1.50%
	2028	794.4	763.7	-	763.7	-	-	-	-	-	763.7	1.00%	1.15%
	2029	-	596.7	-	596.7	-	-	-	-	-	596.7	0.38%	0.60%
	2032	496.2	470.4	-	470.4	-	-	-	-	-	470.4	0.75%	0.48%
2030	495.7	496.1	-	496.1	-	-	-	-	-	496.1	0.38%	0.46%	
BEI	2042	515.6	854.0	20.5	833.5	20.5	24.6	47.7	47.7	47.7	645.3	0.81%	0.81%
Terna's borrowing	2022	200.0	200.0	200.0	-	-	-	-	-	-	-	(0.01%)	(0.01%)
Total fixed rate		9,425.7	8,979.5	1,220.4	7,759.1	1,601.3	824.6	547.7	627.7	1,047.7	3,110.1		
BEI	2041	1,175.0	1,062.9	112.7	950.2	113.9	115.3	115.3	115.3	115.3	375.1	0.09%	0.73%
Terna's borrowings	2023	400.0	400.0	300.0	100.0	100.0	-	-	-	-	-	(0.01%)	0.02%
Total variable rate		1,575.0	1,462.9	412.7	1,050.2	213.9	115.3	115.3	115.3	115.3	375.1		
TOTAL		11,000.7	10,442.4	1,633.1	8,809.3	1,815.2	939.9	663.0	743.0	1,163.0	3,485.2		

* The balance does not include prepaid fees of €4.3 million at 31 December 2021 and €4.3 million at 31 December 2020.

(€m)

	31 DECEMBER 2020	31 DECEMBER 2021	PORTION FALLING DUE WITHIN 12 MONTHS	PORTION FALLING DUE AFTER 12 MONTHS
Finance leases	0,1	0,1	0,1	-
Operating leases	12,1	10,6	1,7	8,9
TOTAL	12,2	10,7	1,8	8,9

At 31 December 2021, payments on operating leases recognised in application of IFRS 16 amount to €2.5 million.

The total value of Terna's borrowings at 31 December 2021 is €11,442.4 million (€1,633.1 million falling due within 12 months and €8,809.3 million falling due after 12 months), of which €3,485.2 million maturing after five years.

Non-current financial liabilities – €83.7 million

(€m)

	31 DECEMBER 2021	31 DECEMBER 2020	CHANGE
Cash flow hedges	83.7	251.4	(167.7)
TOTAL	83.7	251.4	(167.7)

Non-current financial liabilities, amounting to €83.7 million at 31 December 2021, reflect the fair value of cash flow hedges.

Fair value was measured by discounting the expected cash flows using the market yield curve at the reporting date. The increase of €167.7 million, compared with 31 December 2020 reflects the change in the market interest rate curve and the change in the notional value of the derivatives portfolio.

Short-term borrowings – €1,917.6 million

"Short-term borrowings", amounting to €1,917.6 million, consist of short-term loans disbursed to the Company.

Current financial liabilities – €45.7 million

Current financial liabilities at 31 December 2021 include the value of net interest expense accrued on financial instruments and not yet paid. This item is down €44.0 million compared with the previous year.

(€m)

	31 DECEMBER 2021	31 DECEMBER 2020	CHANGE
DEFERRED LIABILITIES ON:			
Hedging derivatives	4.7	2.5	2.2
Bond issues	39.9	86.0	(46.1)
Borrowings	1.1	1.2	(0.1)
TOTAL	45.7	89.7	(44.0)

Net debt

Pursuant to the CONSOB Communication of 28 July 2006 and in compliance with ESMA Recommendation no. 32-382-1138 of 2021, the Company's net debt is as follows:

	(€m)
	31 DECEMBER 2021
A. Cash	248.5
B. Cash equivalents*	1,371.3
C. Other current financial assets**	976.3
D. Liquidity (A) + (B) + (C)	2,596.1
E. Current financial liabilities (including debt instruments, but excluding the current portion of non-current financial liabilities)	1,917.6
F. Current portion of non-current debt***	1,676.3
G. Current debt (D+E+F)	3,593.9
H. Net current debt (G) - (D)	997.8
I. Non-current financial liabilities (excluding the current portion and debt instruments)****	1,972.0
J. Debt instruments*****	6,924.0
K. Non-current net debt (I) + (J)	8,896.0
L. Net debt (H) + (K)	9,893.8

* Corresponds with the item, "Cash and cash equivalents" relating to the value of short-term deposits.

** Corresponds with the item, "Current financial assets" relating to the value of government securities (€958.5 million) and the value of the related accrued interest income (€17.8 million).

*** Corresponds with the item, "Current portion of long-term borrowings" relating to the short-term portion of long-term borrowings (€633.2 million), the short-term portion of bond issues (€999.9 million) and the short-term portion of lease liabilities (€1.8 million) and the item, "Current financial liabilities" relating to the value of accrued expenses (€41.4 million).

**** Corresponds with the item, "Long-term borrowings" relating to the value of borrowings (€1,879.4 million) and the long-term portion of lease liabilities (€8.9 million) and the item, "Non-current financial liabilities" relating to the value of derivative liabilities (€83.7 million).

***** Corresponds with the item, "Long-term borrowings" relating to the value of bond issues (€6,925.6 million) and the item, "Non-current financial assets" relating to the value of derivative assets (-€1.6 million).

Information on the provisions in outstanding loan agreements at 31 December 2021 is provided in the notes to the consolidated financial statements.

23. EMPLOYEE BENEFITS – €12.3 MILLION

Terna provides its employees with benefits during their period of employment (loyalty bonuses), on termination of employment (*TFR*, additional months' pay and payment in lieu of notice) and after termination in the form of post-employment benefits (energy discounts and ASEM health cover).

Loyalty bonuses are payable to the Company's employees and senior managers once certain requirements have been met regarding length of service (on completing 25 and 35 years of service).

Termination benefits (*TFR*) are payable to all employees, whilst employees hired by 30 June 1996 receive energy discounts, and employees (blue-collar workers, office staff and middle managers) employed prior to 24 July 2001 are due additional months' pay on termination.

Post-employment benefits consist of a form of supplementary health cover in addition to that provided by the Italian national health service, as provided for in the national collective contract for industrial managers (the ASEM health plan).

The following table shows the composition of provisions for *TFR* and other employee benefits and movements during the year ended 31 December 2021.

(€m)

	31 DECEMBER 2020	PROVISIONS	USES AND OTHER MOVEMENTS	ACTUARIAL GAINS/ (LOSSES)	31 DECEMBER 2021
Benefits during the period of employment					
Loyalty bonuses	0.8	0.3	(0.1)	-	1.0
Total	0.8	0.3	(0.1)	-	1.0
Termination benefits					
Deferred compensation benefits (TFR)	4.2	-	-	(0.4)	3.8
Energy discounts	0.4	-	(0.1)	(0.1)	0.2
Additional months' pay	0.6	-	(0.1)	-	0.5
Total	5.2	-	(0.2)	(0.5)	4.5
Post-employment benefits					
ASEM health cover	7.6	0.4	(0.6)	(0.6)	6.8
Total	7.6	0.4	(0.6)	(0.6)	6.8
Total	13.6	0.7	(0.9)	(1.1)	12.3

This item, amounting to €12.3 million, is down €1.3 million compared with 31 December 2020, due primarily to the change in actuarial gains and losses (down €1.1 million).

The following table shows the current service cost and interest income and expense.

(€m)

	LOYALTY BONUS	ADDITIONAL MONTHS' PAY	ASEM HEALTH PLAN	TOTAL
Net impact recognised in profit or loss				
- current service cost	0.3	-	0.4	0.7
- (revenue) due to curtailment	-	(0.2)	-	(0.2)
TOTAL RECOGNISED IN PROFIT OR LOSS	0.3	(0.2)	0.4	0.5

Revaluation of the net liability for employee benefits is shown in the following table, which provides details of the type of actuarial gain or loss recognised in other comprehensive income.

(€m)

	<i>TFR</i>	ENERGY DISCOUNTS	ASEM HEALTH PLAN	TOTAL
Actuarial gain/(losses)				
- based on past experience	(0.4)	(0.1)	0.2	(0.3)
- due to changes in discount rate	-	-	(0.8)	(0.8)
TOTAL IMPACT ON COMPREHENSIVE INCOME	(0.4)	(0.1)	(0.6)	(1.1)

Finally, the following tables show the main actuarial assumptions applied, a sensitivity analysis of movements in the assumptions and the payment schedule for the plan. In line with 2020, the interest rate used to determine the present value of the obligation was calculated on the basis of the yield on the Iboxx Eurozone Corporates AA index at Iboxx Eurozone Corporates AA at 31 December 2021, matching the duration of the relevant group of plan participants.

(€m)

	LOYALTY BONUSES	TFR	ADDITIONAL MONTHS' PAY	ENERGY DISCOUNTS	ASEM HEALTH PLAN
Discount rate	0.98%	0.98%	0.29%	0.44%	0.98%
Inflation rate	1.75%	1.75%	-	-	2.70%
Duration (in years)	17.54	8.09	5.26	6.57	17.04

(€m)

	LOYALTY BONUSES	TFR	ADDITIONAL MONTHS' PAY	ENERGY DISCOUNTS	ASEM HEALTH PLAN	TOTAL
Discount rate +0.25%	1.0	3.8	0.4	0.2	6.5	11.9
Discount rate -0.25%	1.0	3.9	0.4	0.2	7.1	12.6
Inflation rate +0.25%	1.0	3.9	n/a	n/a	n/a	4.9
Inflation rate -0.25%	1.0	3.8	n/a	n/a	n/a	4.8
Annual rate of increase in health costs +3%	n/a	n/a	n/a	n/a	6.9	6.9
Annual rate of increase in health costs -3%	n/a	n/a	n/a	n/a	6.7	6.7

(€m)

	LOYALTY BONUSES	TFR	ADDITIONAL MONTHS' PAY	ENERGY DISCOUNTS	ASEM HEALTH PLAN	TOTAL
By the end of 2022	-	0.3	0.2	-	0.5	1.0
By the end of 2023	-	0.3	-	-	0.5	0.8
By the end of 2024	0.1	0.3	-	-	0.5	0.9
By the end of 2025	-	0.4	-	-	0.6	1.0
By the end of 2026	0.1	0.4	-	-	0.6	1.1
After 5 years	0.8	2.1	0.3	0.2	4.1	7.5
TOTAL	1.0	3.8	0.5	0.2	6.8	12.3

24. - PROVISIONS FOR RISKS AND CHARGES – €104.7 MILLION

(€m)

	PROVISIONS FOR LITIGATION AND DISPUTES	PROVISIONS FOR SUNDRY RISKS AND CHARGES	PROVISIONS FOR EARLY RETIREMENT INCENTIVES	TOTAL
Amount at 31 December 2020	18.2	93.5	30.0	141.7
New provisions	3.4	13.4	3.0	19.8
Uses and other movements	(4.8)	(41.0)	(11.0)	(56.8)
Amount at 31 December 2021	16.8	65.9	22.0	104.7

Provisions for litigation and disputes – €16.8 million

These provisions, set aside to cover outstanding liabilities that, at the end of the year, could result from court judgements and out-of-court settlements regarding the activities of Group companies, have been assessed partly on the basis of recommendations from internal and external legal advisors. The balance at 31 December 2021, totalling €16.8 million, primarily regards disputes involving the Parent Company in relation to the payment of damages relating to operation and maintenance, requests for compensation for easements and labour and social security disputes. This is down €1.4 million compared with the previous year as a result of net uses during the year.

Provisions for sundry risks and charges – €65.9 million

These provisions amount to €65.9 million at 31 December 2021 and essentially regard liabilities associated with urban and environmental restoration projects, regulation of the quality of the electricity service, staff incentive plans, right-of-way fees and tax-related aspects.

Compared with the previous year, the provisions are down by a net €27.6 million, reflecting:

- net uses for staff incentive plans, totalling €4.3 million;
- net uses for urban and environmental restoration schemes (€9.1 million);
- a net decrease of €4.9 million in provisions linked to regulation of the quality of the electricity service (the mitigation and sharing mechanism introduced by ARERA Resolution 653/2015/R/eel) which, after provisions for estimated penalties linked to outages during the year, reflects payments to distribution companies and releases following final determination of the penalties due to previous years;
- net uses of €6.7 million relating to tax liabilities.

Provisions for early retirement incentives – €22.0 million

Provisions for early retirement incentives reflect the estimated extraordinary expenses linked to the early retirement of the Company's employees who have reached pensionable age and where the Company has an obligation. This item has decreased by €8.0 million reflecting payments during the year in relation to the existing plan for generational turnover.

25. OTHER NON-CURRENT LIABILITIES – €346.6 MILLION

This item, amounting to €346.6 million at 31 December 2021, regards the amount payable to Terna Rete Italia S.p.A., resulting from the transfer of net liabilities included in the operations leased to this subsidiary (€27.3 million), accrued grants related to assets receivable (€74.6 million) and the Interconnector Guarantee Fund (€127.3 million) set up by the 2016 Stability Law, in order to fund investment in interconnections by art. 32 of Law 99/09. This item also includes guarantee deposits received from operators participating in the capacity market and electricity market operators guaranteeing their obligations assumed in dispatching and virtual interconnection agreements (€117.4 million).

The increase in this item compared with the previous year, amounting to €13.8 million, essentially reflects an increase in the Interconnector Guarantee Fund (up €20.0 million) and an increase in the guarantee deposits received from operators and subsequent modifications and additions

(up €0.9 million), after settlement of a part of the liabilities included in the leased business unit (down €1.9 million), with particular regard to the termination benefits (*TFR*) payable to personnel participating in the generational turnover plan, and the release of portions of grants related to assets (a reduction of €5.1 million).

26. CURRENT LIABILITIES

	(€m)		
	31 DECEMBER 2021	31 DECEMBER 2020	CHANGE
Short-term borrowings*	1,917.6	977.1	940.5
Current portion of long-term borrowings*	1,634.9	1,377.8	257.1
Trade payables	3,090.9	1,884.5	1,206.4
Tax liabilities	33.9	-	33.9
Current financial liabilities*	45.7	89.7	(44.0)
Other current liabilities	389.6	278.0	111.6
TOTAL	7,112.6	4,607.1	2,505.5

(*) Information on these items is provided in note 22, "Borrowings and financial liabilities".

TRADE PAYABLES – €3,090.9 MILLION

	(€m)		
	31 DECEMBER 2021	31 DECEMBER 2020	CHANGE
Suppliers:			
- Energy-related payables	2,378.7	1,223.1	1,155.6
- Non-energy-related payables	115.3	111.9	3.4
Non-energy-related payables due to subsidiaries	594.9	546.9	48.0
Amounts due to associates	1.2	2.0	(0.8)
Payables resulting from contract work in progress	0.8	0.6	0.2
TOTAL	3,090.9	1,884.5	1,206.4

Suppliers

Energy-related/regulated payables – €2,378.7 million

The increase of €1,155.6 million in this item compared with the end of 2020 essentially reflects energy-related pass-through payables (€1,156.9 million). The increase in these payables is primarily due to:

- an increase in payables linked to DSM transactions and services (€492.4 million) due to rising commodity prices;
- an increase in payables due to imbalances (€258.5 million);
- an increase in net payables linked to plants that are essential for the security of the electricity system – UESS (€175.1 million) after payments ordered by ARERA in 2021⁷;
- an increase in amounts payable in the form of capacity payments (€18.3 million), after payments made during 2021⁸.

⁷ ARERA ordered payments to the owners of essential plants in the following resolution: n. 9-20-30-42-52-67-94-95-118-203-475-476-481-482-499-500-518-519-520-543-544-545-564-565/2021.

⁸ In Resolution 437/2019, the regulator also ordered the settlement of capacity payments for 2021.

Non-energy related payables

The exposure to suppliers regards invoices received and to be received for contract work, services and purchases of materials and equipment.

The increase compared with the previous year (up €3.4 million) is largely due to an increase in activity towards the end of the year.

Non-energy-related payables due to subsidiaries

This item, totalling €594.9 million, is up €48.0 million compared with the previous year, primarily due to the increased amount payable to Terna Rete Italia S.p.A. (up €48.5 million) as a result of the greater volume of capital expenditure carried out towards the end of the year, compared with the same period of 2020.

Amounts due to associates

This item, amounting to €1.2 million, is down €0.8 million compared with the previous year, reflecting a reduction in amounts payable to the associate, CESI S.p.A., for services provided to the Company, relating to electro technical studies and research.

The commitments assumed by the Company towards suppliers amount to approximately €264.4 million and regard purchase commitments linked to the normal "operating cycle" projected for the period 2022-2026.

TAX LIABILITIES – €33.9 MILLION

This item amounts to €33.9 million at 31 December 2021 compared with net tax assets at the end of the previous year, reflecting an increase in tax payable for the period after payments on account paid during the year (essentially due to the increase in pre-tax profit).

OTHER CURRENT LIABILITIES – €389.6 MILLION

	(€m)		
	31 DECEMBER 2021	31 DECEMBER 2020	CHANGE
Prepayments	87.7	57.3	30.4
Other tax liabilities	84.6	43.1	41.5
Social security payables	6.6	6.4	0.2
Amounts due to personnel	14.7	13.9	0.8
Amounts due to subsidiaries	2.1	9.5	(7.4)
Other amounts due to third parties	193.9	147.8	46.1
TOTAL	389.6	278.0	111.6

Prepayments

This item (€87.7 million) regards grants related to assets collected by the Company to fund the construction of non-current assets in progress at 31 December 2021.

Compared with the balance at 31 December 2020 (€57.3 million), the balance is up €30.4 million, essentially due to the impact of grants deducted directly from the carrying amount of the related assets, totalling €39.6 million, and new prepayments from third parties.

Other tax liabilities

Other tax liabilities, amounting to €84.6 million, regard withholding tax payable on salaries paid at the end of the year, in addition to the balance of the Group's VAT at the end of the year.

Compared with the balance at 31 December 2020 (€43.1 million), the balance is up €41.5 million due primarily to increase in VAT payable (up €42.6 million).

Social security payables

Social security payables, essentially relating to employee contributions payable to INPS (the National Institute of Social Security), amount to €6.6 million. This is broadly in line with the figure for the previous year.

Amounts due to personnel

Amounts due to personnel, amounting to €14.7 million, primarily regard:

- staff incentives and early retirement incentives payable in the subsequent year (€10.9 million);
- amounts due to employees in the form of accrued and unused annual leave and bank holiday entitlements (€3.1 million).

The increase of €0.8 million in this item compared with the previous year primarily reflects the rise in amounts due to employees in the form of accrued and unused annual leave and bank holiday entitlements (up €0.5 million) and an increase in incentives payable to personnel (up €0.1 million).

Other amounts due to subsidiaries

Amounts due to subsidiaries, totalling €2.1 million, regard the amount payable to Terna Interconnector S.r.l., primarily in the form of VAT payable by the Company (€1.2 million) under the Group's VAT arrangements.

This item is down €7.4 million compared with the previous year, primarily due to recognition of the above VAT payable.

Other payables due to third parties

Other payables due to third parties, amounting to €193.9 million, essentially relate to guarantee deposits (€170.4 million) received from electricity market operators to guarantee their contractual obligations under dispatching and virtual interconnection contracts. This item also includes deferred income (€11.4 million, primarily attributable to Non-regulated Activities) and dividends payable (€11.5 million).

The increase of €46.1 million in this item compared with the previous year essentially reflects the greater amount of guarantee deposits collected during the previous year (up €49.1 million), an increase in dividends payable (up €9.1 million), after payment to RFI of the refund received from the tax authority in 2019 (down €13.4 million) linked to the acquisition of Rete S.r.l (December 2015).

E. Commitments and risks

Risk management

Terna S.p.A.'s market and financial risks

In the course of its operations, Terna is exposed to different financial risks: market risk, liquidity risk and credit risk.

This section provides information regarding Terna's exposure to all the above risks, along with a presentation of the objectives, policies and processes for managing those risks and the methods used to assess them, with further quantitative disclosures concerning the separate financial statements for 2021.

Terna's risk management policies seek to identify and analyse the risks that the Company is exposed to, establishing appropriate limits and controls and monitoring the risks and compliance with such limits. These policies and the related systems are reviewed on a regular basis, in order to take account of any changes in market conditions or in the Company's operations.

As a part of the financial risk management policies approved by the Board of Directors, Terna S.p.A. has established the responsibilities and operating procedures for financial risk management, specifically as concerns the instruments to be used and the precise operating limits to apply in managing them.

(€m)

	31 DECEMBER 2021			31 DECEMBER 2020		
	RECEIVABLES AT AMORTISED COST	FAIR VALUE	TOTAL	RECEIVABLES AT AMORTISED COST	FAIR VALUE	TOTAL
Assets						
Derivative financial instruments	-	1.6	1.6	-	94.2	94.2
Cash on hand and government securities	1,619.8	958.5	2,578.3	2,451.9	611.4	3,063.3
Trade receivables	2,633.3	-	2,633.3	1,091.1	-	1,091.1
TOTAL	4,253.1	960.1	5,213.2	3,543.0	705.6	4,248.6

(€m)

	31 DECEMBER 2021			31 DECEMBER 2020		
	PAYABLES AT AMORTISED COST	FAIR VALUE	TOTAL	PAYABLES AT AMORTISED COST	FAIR VALUE	TOTAL
Liabilities						
Long-term debt	10,448.8	-	10,448.8	11,008.6	-	11,008.6
Derivative financial instruments	-	83.7	83.7	-	251.4	251.4
Trade payables	3,090.9	-	3,090.9	1,884.5	-	1,884.5
TOTAL	13,539.7	83.7	13,623.4	12,893.1	251.4	13,144.5

Market risk

Market risk is the risk that the fair value or future cash flows of a financial instrument may fluctuate as a result of changes in financial market conditions. Market risk includes three types of risk: exchange rate risk, interest rate risk and inflation risk.

Risk management must be performed with the objective of minimising the related risks by selecting counterparties and instruments compatible with the Company's Risk Management Policy. Speculative activity is not form part of the Company's activities.

Terna S.p.A. seeks to adopt a dynamic approach to financial risk management. This approach is characterised by risk aversion, aimed at minimising risk through continuous monitoring of financial markets in order to carry out the planned hedging transactions in favourable market conditions. The dynamic approach enables the Group to intervene in order to improve existing

hedges should there be a change in market conditions or changes in the hedged item, making the hedges inappropriate or excessively costly.

The fair value of financial instruments is determined in accordance with the fair value hierarchy envisaged under IFRS 7 (Level 2), by means of appropriate valuation techniques for each category of financial instrument, using market data at the closing date (such as interest rates, exchange rates and volatility) and discounting projected cash flows on the basis of the market yield curve at the reporting date.

Interest rate risk

Interest rate risk is represented by the uncertainty associated with interest rate fluctuations. This is the risk that a change in market interest rates may produce effects on the fair value or future cash flows of financial instruments.

In the course of its operations, Terna is exposed to the risk of fluctuations in interest rates. Its main source of interest rate risk is associated with its borrowings and the related hedges in the form of derivative instruments that generate financial expenses. Terna's borrowing strategy focuses on long-term borrowings, whose term reflects the useful life of the Company's assets. It pursues an interest rate risk hedging policy that aims to guarantee that the percentage of debt represented by fixed rate liabilities is at least 40%, as provided for in the relevant policies. Considering the low level of interest rates and the new regulatory review, all debt is now fixed rate.

At 31 December 2021, interest rate risk is hedged by cash flow hedges, which hedge the risk connected with movements in interest rates relating to long-term borrowings.

Below are the notional amounts and fair values of the derivative financial instruments entered into by Terna:

	(€m)					
	31 DECEMBER 2021		31 DECEMBER 2020		CHANGE	
	NOTIONAL	FAIR VALUE	NOTIONAL	FAIR VALUE	NOTIONAL	FAIR VALUE
Fair value hedges	1,700.0	1.6	1,600.0	94.2	100.0	(92.6)
Cash flow hedges	3,241.0	(83.7)	4,061.9	(251.4)	(820.9)	167.7

The notional amount of outstanding cash flow hedges at 31 December 2021, amounting to €3,241.0 million, breaks down as follows:

- €300.0 million (fair value loss of €0.1 million) maturing 2022;
- €100.0 million (fair value gain of €0.1 million) maturing 2023;
- €641.0 million (fair value gain of €2.3 million) maturing 2024;
- €1,100.0 million (fair value loss of €47.0 million) maturing 2027;
- €1,100.0 million (fair value loss of €39.0 million) maturing 2028.

The notional amount of outstanding fair value hedges at 31 December 2021, amounting to €1,700.0 million, breaks down as follows:

- €450.0 million (fair value gain of €8.1 million) maturing 2027;
- €750.0 million (fair value gain of €19.7 million) maturing 2028.
- €500.0 million (fair value loss of €26.2 million) maturing 2032.

Sensitivity to interest rate risk

With regard to the management of interest rate risk, following the restructuring of the derivatives portfolio, Terna is party to interest rate swaps to hedge cash flow interest rate risk.

Since the hedging relationship between the derivative and the hedged item is formally documented and the effectiveness of the hedge, as verified initially and periodically over its life, is high, the Company has elected to use hedge accounting to ensure a perfect match between the maturities of the hedge and the hedged item. The aim of hedge accounting is to recognise the effects of the hedges and the hedged items in profit or loss at the same time.

As a result:

- in the case of fair value hedges, changes in the fair value of the hedged item, attributable to the hedged risk, must be accounted for in profit or loss, where they are offset against changes in the fair value of the derivative;
- in the case of cash flow hedges, changes in the fair value of the derivative must be recognised in “Other comprehensive income” (recognising any ineffective portion immediately through profit or loss) and then recycled through profit or loss in the same period in which the cash flows of the hedged instrument materialise.

The following table reports the amounts recognised through profit or loss and in “Other comprehensive income” for positions that are sensitive to changes in interest rates, in addition to the theoretical value of the positions following a positive or negative shift in the yield curve and the differential impact of such changes recognised through profit or loss and in “Other Comprehensive Income”. A hypothetical 10% movement in interest rates with respect to market interest rates at the reporting date was assumed:

	(€m)					
	PROFIT OR LOSS			OCI		
	CURRENT RATES +10%	CURRENT VALUES	CURRENT RATES -10%	CURRENT RATES +10%	CURRENT VALUES	CURRENT RATES -10%
31 December 2021						
Positions sensitive to interest rate variations (FVHs, bond issues, CFHs)	1.4	1.3	1.2	169.5	167.7	165.9
<i>Hypothetical change</i>	<i>0.1</i>	<i>-</i>	<i>(0.1)</i>	<i>1.8</i>	<i>-</i>	<i>(1.8)</i>
31 December 2020						
Positions sensitive to interest rate variations (FVHs, bond issues, CFHs)	(4.0)	(4.1)	(4.2)	(84.2)	(92.4)	(100.6)
<i>Hypothetical change</i>	<i>0.1</i>	<i>-</i>	<i>(0.1)</i>	<i>8.2</i>	<i>-</i>	<i>(8.2)</i>

Regulators around the world have launched a reform of IBOR (Interbank Offered Rates), which are used as the benchmark for most financial instruments sold throughout the world, with the aim of restoring confidence in the benchmark. In view of the high degree of uncertainty over the timing of the reform during the transition phase, the Company is continuing to closely monitor the market and the results produced by the various working groups overseeing the transition to the new benchmark rates, including announcements made by regulators regarding the transition from LIBOR to SOFR (Secured Overnight Financing Rate) and from EURIBOR to ESTER (Euro Short-term Rate). Management is aware of the associated risks and, for this reason, the Company plans to complete the transition in step with the change in the related legislation. At the same time, all the new financial contracts contain fallback provisions governing the transition period.

Inflation risk

As regards inflation risk, the rates established by the regulator to provide a return on Terna S.p.A.'s activities are determined so as to cover the allowed costs. Such cost components are updated on an annual basis to take into account the impact of inflation. Having used an inflation-linked bond issue in 2007, the Company has put in place a partial hedge of net income; in fact, any decrease in expected revenue due to a decrease in the inflation rate would be offset by lower financial expenses.

Exchange rate risk

The management of exchange rate risk must aim to protect a company's earnings from the risk of currency fluctuations by keeping a close eye on market movements and constantly monitoring the existing exposures. In managing this risk, Terna from time to time selects hedging instruments with structures and durations matching the Company's exchange rate exposure. The instruments used by Terna are of limited complexity, highly liquid and easy to price, such as forwards and options. Such contracts have a notional amount and maturity date less than or equal to that of the underlying financial liability, or the expected cash flows, so that any change in the fair value and/or estimated cash flows deriving from a rise or fall in the euro against other currencies is fully offset by a corresponding change in the fair value and/or estimated cash flows of the underlying position.

At 31 December 2021, the component of financial instruments associated with exchange rate risk is residual in nature and attributable to the investments in Latin America and Switzerland.

Liquidity risk

Liquidity risk is the risk that Terna might encounter difficulty in discharging its obligations in respect of its financial liabilities and operating cycle. Liquidity risk management seeks to ensure adequate coverage of borrowing requirements by obtaining adequate lines of credit and appropriate management of any surplus liquidity.

At 31 December 2021, Terna has available short-term credit facilities of approximately €769 million (out of total facilities of approximately €1,216 million), revolving credit facilities of €3,150 million and facilities agreed but yet to be disbursed, totalling approximately €300 million.

Credit risk

Credit risk is the risk a customer or one of the counterparties to a transaction in financial instruments could cause a financial loss by failing to discharge an obligation. It is mainly generated by the Company's trade receivables and financial investments.

The credit risk originated by open positions on transactions in derivatives is considered to be marginal since the counterparties, in compliance with the financial risk management policies adopted, are leading international banks with high ratings.

Terna provides its services essentially to counterparties considered solvent by the market, and therefore with a high credit standing, and does not have high concentrations of credit risk.

Credit risk management is driven by the provisions of ARERA Resolution 111/06, which, in art. 49, introduced instruments designed to limit the risks related to the insolvency of dispatching customers, both on a preventive basis and in the event of an actual insolvency. In particular, the Resolution establishes three instruments to safeguard the electricity market: a guarantee system (bank guarantees provided by individual dispatching customers, based on their turnover); the option of terminating dispatching contracts (in the event of insolvency or failure to replace enforced guarantees); and, finally, the possibility of recovering uncollected debts, after having taken all other possible collection actions, through a specific fee to be fixed by the regulator.

The following table summarises the exposure to such risk at the reporting date:

	31 DECEMBER 2021	31 DECEMBER 2020	CHANGE
Fair value hedges	1.6	94.2	(92.6)
Cash and cash equivalents	1,619.8	2,451.9	(832.1)
Trade receivables	2,633.3	1,091.1	1,542.2
TOTAL	4,254.7	3,637.2	617.5

The total value of the exposure to credit rate risk at 31 December 2021 is represented by the carrying amount of trade receivables, cash and cash equivalents and fair value hedges.

The following tables provide qualitative information on trade receivables regarding the geographical distribution and type of customers.

GEOGRAPHICAL DISTRIBUTION

	31 DECEMBER 2021	31 DECEMBER 2020
Italy	2,139.2	1,032.1
Euro-area countries	466.8	35.6
Other countries	27.3	23.4
Total	2,633.3	1,091.1

CUSTOMER TYPE

	31 DECEMBER 2021	31 DECEMBER 2020
Distributors	395.8	199.4
CSEA	138.4	93.7
Dispatching customers for injections	755.1	173.2
Dispatching customers for withdrawals	1,288.0	563.9
Parties which have signed virtual import contracts and virtual import services (interconnectors and shippers)	13.8	12.7
Sundry receivables	42.2	48.2
Total	2,633.3	1,091.1

The following table breaks down customer receivables by due date, reporting any potential impairment.

	31 DECEMBER 2021		31 DECEMBER 2020	
	IMPAIRMENT	GROSS	IMPAIRMENT	GROSS
Current	(0.3)	2,576.9	(0.4)	1,049.5
0-30 days past due	0.1	24.9	0.1	1.8
31-120 days past due	(0.1)	6.1	(0.1)	4.6
Over 120 days past due	(42.8)	68.5	(44.8)	80.4
Total	(43.1)	2,676.4	(45.2)	1,136.3

Movements in the allowance for doubtful accounts in the course of the year were as follows.

(€m)

	31 DECEMBER 2021	31 DECEMBER 2020
Balance at 1 January	(45.2)	(37.0)
Release of provisions	2.2	0.7
Impairments for the year	(0.1)	(8.9)
Balance at 31 December	(43.1)	(45.2)

The value of guarantees received from eligible electricity market operators is illustrated below.

(€m)

	31 DECEMBER 2021	31 DECEMBER 2020
Dispatching - injections	265.1	215.5
Dispatching – withdrawals	1,349.2	1,316.0
Transmission charges due from distributors	334.3	327.9
Virtual imports	134.3	113.4
Capacity market (*)	129.5	148.3
Balance	2,212.4	2,121.1

(*) Guarantees relating to Capacity Market contracts to be executed from 2022.

Non-regulated Activities are exposed to “counterparty risk”, in particular in relation to the entities with which sales contracts are entered into, in consideration of the credibility and solvency of the parties in question and the impact that their possible insolvency could have on the financial strength of the business. Counterparty risk is mitigated by implementing special procedures to assess counterparties, measuring operating, financial and reputational aspects of the counterparties in question.

Default risk and debt covenants

This risk is associated with the possibility that the loan agreements or bond terms and conditions to which the Company is a party may contain provisions authorising counterparties to call in such loans immediately upon the occurrence of certain events, thereby generating liquidity risk. More information on the contractual provisions of outstanding borrowings at 31 December 2021, is provided in the section, “Borrowings and financial liabilities” in the notes to Terna S.p.A.’s consolidated financial statements.

Parent company guarantees issued on behalf of subsidiaries

The Company has issued parent company guarantees to third parties to guarantee the fulfilment of certain contractual obligations assumed by its subsidiaries, with the Company’s maximum exposure at 31 December 2021 amounting to €1.194.6 million. This breaks down as follows: €294 million on its own behalf, €141.4 million for Terna Interconnector S.r.l., €570.5 million for Terna Rete Italia S.p.A., €9.3 million for Difebal S.A., €86.4 million for Rete S.r.l., €12.3 million for Terna Peru S.A.C., €1.93 million for Terna Energy Solutions S.r.l., €1 million for Terna Plus S.r.l., €44.4 million for Linha Verde II, €33.3 million for Linha verde I.

In relation to the long-term loan obtained by the Uruguayan subsidiary, Difebal, on 14 July 2017, Terna S.p.A. has signed a Sponsor Support Agreement, requiring the parent to inject contingent equity of up to 50 million US dollars.

Bank guarantees

Bank guarantees issued in relation to Terna S.p.A.'s credit facilities, to third parties and on behalf of subsidiaries amount to €211.2 million at 31 December 2021 and break down as follows: €97.2 million on behalf of Terna S.p.A., €55.3 million on behalf of Terna Rete Italia S.p.A., €39.2 million on behalf of Terna Interconnector S.r.l., €0.1 million on behalf of Terna Plus S.r.l., €5.1 million on behalf of Santa Lucia S.A., €4.5 million on behalf of Difebal S.A., €4.4 million on behalf of Terna Peru SAC, €1.0 million on behalf of Santa Maria SA, €4.3 million on behalf of Terna Energy Solutions S.r.l. and €0.1 million on behalf of Terna Chile S.p.A..

Litigation

The main commitments and risks not disclosed in the statement of financial position at and for the year ended 31 December 2021, relating to the Company are described below.

Environmental and urban planning litigation

Part of environmental litigation deriving from the construction and operation of Terna's power plants, consists of legal actions taken against the alleged negative effects of electric and magnetic fields generated by power lines.

In general, this litigation necessarily involves the Company, which owns the infrastructure in question.

Moreover, it cannot be ruled out that the parties concerned may also initiate legal proceedings against the subsidiary Terna Rete Italia S.p.A., as the electromagnetism generated by power lines relates not only to ownership of the plant, but also to its operation and the quantity and quality of electricity it transports.

Regarding this matter, it should be noted that the issue of the Cabinet Office Decree of 8 July 2003 – which specifically set the values of the three parameters (exposure limits, safety thresholds and quality targets) provided for in Framework Law 36 of 22 February 2001, which electricity infrastructure must comply with – led to a significant reduction in any such litigation. Other environmental and urban planning disputes, which do not relate to electromagnetic fields, are also pending with regard to Terna S.p.A.. These disputes are connected with the operation of certain Terna-owned plant, which in the event of an unfavourable outcome could also generate immediate effects for Terna Rete Italia S.p.A. (to date unforeseeable and therefore not included in "Provisions for litigation and sundry risks"), both as the entity appointed by Terna S.p.A. to build the related infrastructure and as the entity responsible for its operation. In particular, charges may arise for the subsidiary Terna Rete Italia S.p.A., connected with changes to the infrastructure involved in such disputes and its temporary unavailability. However, after examination of the disputes in question by Terna S.p.A. and external counsel appointed by the Company, it appears that the possibility of any negative outcomes is remote.

Litigation regarding the legitimacy of construction permits and plant operations

Another aspect of litigation connected with the plant owned by the Company derives from legal actions brought before the competent administrative courts, aimed at obtaining the annulment of decisions granting consent for the construction and operation of infrastructure.

Litigation relating to activities carried out under concession

As the operator of transmission and dispatching activities since 1 November 2005, the Company has been a party in a number of court cases, most of which have contested determinations adopted by ARERA (Italy's Regulatory Authority for Energy, Networks and the Environment), and/or the Ministry for Economic Development (now the Ministry for the Ecological Transition), and/or the Ministry for Economic Development, and/or Terna, in relation to these activities. In cases in which the plaintiffs have, in addition to inherent defects in the contested determinations, alleged violation of the regulations laid down by the aforementioned authorities, or in cases in which the determination has had an impact on Terna, the Company has also taken action to defend its interests through the legal system. Within the scope of such litigation – even though some cases have been concluded, at first and/or second instance, with the annulment of ARERA's resolutions and, when applicable, of the consequent determinations adopted by Terna – any negative outcomes for the Company itself may be deemed unlikely, as these disputes normally relate to pass-through items.

F. Business combinations

There were no business combinations in 2021.

G. Related party transactions

Given that Terna S.p.A. is subject to the *de facto* control of Cassa Depositi e Prestiti S.p.A. (with its registered office at via Goito 4, 00185 Rome, Italy and whose consolidated financial statements are available on the company's website at www.cdp.it), a situation ascertained in 2007, related party transactions entered into by Terna during the year include transactions with subsidiaries, associates (Cesi S.p.A., Coreso SA and CGES) and employee pension funds (Fondenel and Fopen), as well as transactions with Cassa Depositi e Prestiti itself, with CDP Reti S.p.A. and with the companies directly or indirectly controlled by the Ministry of the Economy and Finance ("MEF").

Given that Terna S.p.A. and the above companies meet the definition for classification as "government-related entities", in accordance with IAS 24 – *Related Party Disclosures*, the Group has elected to adopt the partial exemption – permitted by the standard – from the disclosure requirements in respect of other companies controlled, influenced or jointly controlled by the same government entity. The remainder of this section provides qualitative and quantitative disclosures on transactions with government-related entities having a significant impact on the Company's results. Amounts relating to pass-through items are not included in these disclosures. Related party transactions in 2021 broadly regard the provision of services in the course of ordinary activities and conducted on an arm's length basis.

Under the Terna Group's current organisational structure, the subsidiary, Terna Rete Italia S.p.A., which has entered into an agreement with the Company covering the lease of certain operations and a number of related intercompany agreements. In accordance with these arrangements, the subsidiary is responsible for the traditional activities involved in operation and routine and extraordinary maintenance of the owned portion of the NTG, and for management and implementation of the grid development initiatives included in the related concession arrangement for transmission and dispatching operations, as set out in Terna's Development Plan.

Terna is responsible for managing the operations of all its subsidiaries under specific service agreements which, in addition to covering administrative and financial coordination and the coordination of relations with government bodies and other institutions, give the Company the right to act on behalf of its subsidiaries, or in their name and on their behalf.

The Company's Non-regulated Activities are conducted in Italy and overseas through the subsidiaries, Terna Energy Solutions S.r.l. and Terna Plus S.r.l. under existing intercompany service agreements.

From a financial viewpoint, Terna is responsible for subsidiaries' cash management in accordance with specific treasury management arrangements. These cover the conduct and coordination of all the transactions carried out from time to time, in order to manage financial resources and meet subsidiaries' cash and treasury requirements, and the execution of any other related transaction.

The following table shows the contractual terms and conditions governing financial relations with subsidiaries.

	DEPOSITS*	WITHDRAWALS
Terna Rete Italia S.p.A.	monthly average 1-month Euribor+0.30%	monthly average 1-month Euribor+0.80%
Rete S.r.l.	monthly average 1-month Euribor+0.30%	monthly average 1-month Euribor+0.80%
Terna Energy Solutions S.r.l.	monthly average 1-month Euribor+0.30%	monthly average 1-month Euribor+0.80%
Terna Plus S.r.l.	monthly average 1-month Euribor+0.30%	monthly average 1-month Euribor+0.80%
Difebal S.A.	n/a	3-month Libor +1.30%

* If the sum of the average "1-month Euribor" plus the spread of 0.30% is negative, the interest rate applied will be 0.01%.

Existing intercompany agreements at 31 December 2021 are summarised below.

COUNTERPARTY	TYPE	ANNUAL FEE
Terna Rete Italia S.p.A.	Service agreement:	
	<i>Operation & Maintenance</i>	€272,083,064
	<i>Upgrade and development</i>	equal to costs incurred + allowed margin on personal expenses incurred
	<i>Administrative, support and consultancy services</i>	
	- from Terna S.p.A. to Terna Rete Italia S.p.A. (revenue-generating)	€17,581,341
	- from Terna Rete Italia S.p.A. to Terna S.p.A. (cost-generating)	€3,469,227
	Rental of workstations for staff	
	- from Terna S.p.A. to Terna Rete Italia S.p.A. (revenue-generating)	€440,341
	- from Terna Rete Italia S.p.A. to Terna S.p.A. (cost-generating)	€173,955
	Lease of operations	€22,190,000
Rete S.r.l.	Service agreement:	
	<i>Upgrade and development</i>	equal to costs incurred + 5.82% of personnel expenses incurred
	Admin. Support and consultancy service agreement (revenue-generating)	€1,340,001
Terna Plus S.r.l.	Service agreement:	
	<i>Management fee (revenue-generating)</i>	€193,329
	Rental of workstations for staff (revenue-generating)	€59,411
Terna Energy Solutions S.r.l.	Service agreement:	
	<i>Terna's Non-regulated Activities (cost-generating)</i>	€8,105,159
	<i>Management fee (revenue-generating)</i>	€930,542
	Rental of workstations for staff (revenue-generating)	€136,296
Gruppo Tamini	Service agreement	
	<i>Administrative service (revenue-generating)</i>	€510,381
	<i>Technical services</i>	equal to costs incurred + 5.82% of personnel expenses incurred
Gruppo Brugg	Administrative Service agreement (revenue-generating)	€96,666
	Services provided by staff on secondment and on assignment (revenue-generating)	€537,243
Terna Interconnector S.r.l.	Administrative Service agreement (revenue-generating)	€680,845
	<i>Management and coordination of civil works for Italy-France Interconnector (cost-generating)</i>	equal to costs incurred + 5.82% of personnel expenses incurred
Esperia CC S.r.l.	Administrative Service agreement (revenue-generating)	€116,964
Terna Crna Gora d.o.o.	Service agreement:	
	<i>Technical services</i>	equal to costs incurred + 5.82%
	<i>Administrative services</i>	€40,532
Avvenia The Energy Innovator S.r.l.	Administrative service agreement (revenue-generating)	€191,368

Terna S.p.A. is the consolidating entity in a tax consolidation arrangement for the purposes of corporation tax (IRES), in which the following subsidiaries participate: Terna Rete Italia S.p.A., Rete S.r.l., Terna Plus S.r.l., Terna Energy Solutions S.r.l., Tamini Trasformatori S.r.l. and Avvenia The Energy Innovator S.r.l..

The nature of sales and purchases from related parties by the Company is shown below, followed by details of the revenue and costs resulting from such transactions during the year, and the related receivables and payables outstanding at 31 December 2021.

RELATED PARTY	REVENUE-GENERATING TRANSACTIONS	COST-GENERATING TRANSACTIONS
Parent		
Cassa Depositi e Prestiti S.p.A.		Credit facilities
Related parties: subsidiaries operating in Regulated Activities		
Terna Rete Italia S.p.A.	Rental for leased operations, administrative services, rental of workstations and other services	Maintenance and other technical services, grid upgrade and development, quality of service allowance, administrative services, rental of workstations for staff
Rete S.r.l.	Provision of technical and administrative services	Transmission charge
Terna Crna Gora d.o.o.	Administrative services, services provided by seconded personnel and staff on temporary transfers.	Transmission charge
Esperia CC S.r.l.	Administrative services, rental of workstations	
Related parties: subsidiaries operating in Non-regulated Activities		
Terna Energy Solutions S.r.l.	Technical, administrative and financial services, rental of spaces and workstations	Operation of Non-regulated Activities
Terna Plus S.r.l.	Technical, administrative and financial services, rental of spaces and workstations	Operation of Non-regulated Activities
Gruppo Tamini	Administrative and other services	
Terna Perù S.A.C.	Financial services	
Brugg Kabel AG	Administrative and other services	
Terna Interconnector S.r.l.	Administrative and consultancy services, loan agreements	Management and coordination of performance of civil works for Italy-France interconnector
Resia Interconnector S.r.l.	Administrative and other services	
SPE Transmissora de energia Linha Verde I S.A. (Brasile)	Financial services	
SPE Transmissora de energia Linha Verde II S.A. (Brasile)	Financial services	
Avvenia The Energy Innovator S.r.l.	Administrative and other services	
Associates		
Cesi S.p.A.	Rental income on laboratories and other similar facilities for specific uses, dividends	Technical studies and consultancy, research, design and experimentation
CORESO S.A.		Technical coordination service for the TSO

RELATED PARTY	REVENUE-GENERATING TRANSACTIONS	COST-GENERATING TRANSACTIONS
Other related companies		
GSE Group	Metering charge, dispatching charge	Rental of spaces and workstations
Enel Group	Transmission charge and aggregation of meter readings, dispatching charge, leases and rentals, power line maintenance, movement /re-routing of power lines, housing of fibre cable and maintenance of communications carried over proprietary power lines	Recovery of energy discount, building services, MV power to new substations, specialist services for connection to Terna's control and protection systems
Ferrovie Group	Dispatching charge, movement of power lines	Right-of-way fees
Open Fiber S.p.A.	IRU agreements for fibre	Provision of services for the rental of fibre
Snam Rete Gas		Contributions for NTG connections, sundry services
ENI Group	Dispatching charge	Contributions for NTG connections, sundry services
Poste Italiane		Sundry services
ANAS S.p.A.	Movement /re-routing of power lines	Right-of-way fees
Other related parties of the MEF		Sundry services
Fondenel and Fopen		Pension contributions payable by the Terna Group

REVENUE AND COSTS

(€m)

	REVENUE COMPONENTS		COST COMPONENTS
	TRANSMISSION CHARGE AND OTHER REVENUE FROM REGULATED ACTIVITIES	NON-ENERGY-RELATED ITEMS	NON-ENERGY-RELATED ITEMS
Subsidiaries:			
Terna Rete Italia S.p.A.	-	45.2	336.6
SPE Transmissora de energia Linha Verde I S.A. (Brasile)	-	0.3	-
SPE Transmissora de energia Linha Verde II S.A. (Brasile)	-	0.3	-
Terna Perù S.A.C.	-	0.1	-
Terna Crna Gora d.o.o.	-	0.1	-
Terna Plus S.r.l.	-	0.4	-
Gruppo Tamini	-	0.7	-
Terna Energy Solutions S.r.l.	-	1.6	8.1
Rete S.r.l.	-	2.1	-
Terna Interconnector S.r.l.	-	0.8	-
Esperia CC S.r.l.	-	0.2	-
Avvenia The Energy Innovator S.r.l.	-	0.2	-
Brugg Kabel AG	-	1.0	-
Resia Interconnector S.r.l.	-	0.1	-
Total subsidiaries	-	53.1	344.7
De facto parent:			
Cassa Depositi e Prestiti S.p.A.	-	-	0.5
Total de facto parent	-	-	0.5
Associates:			
Cesi S.p.A.	-	0.1	0.5
CORESO S.A.	-	-	3.5
Total associates	-	0.1	4.0
Other related parties:			
Gruppo GSE	16.0	-	0.1
Open Fiber S.p.A.	-	1.4	-
Gruppo Enel	1,706.0	2.3	0.1
Gruppo Eni	7.1	0.0	0.1
Gruppo Ferrovie	2.2	0.7	0.2
ANAS S.p.A.	-	-	0.2
SNAM Rete e Gas	-	-	0.2
Ministry for Economic Development	-	0.2	0.7
Total other related parties	1,731.3	4.6	1.6
Pension funds:			
Fondenel	-	-	0.5
Fopen	-	-	0.5
Total pension funds	-	-	1.0
TOTAL	1,731.3	57.8	351.8

ASSETS AND LIABILITIES

(€m)

	PROPERTY, PLANT AND EQUIPMENT	RECEIVABLES AND OTHER ASSETS	PAYABLES AND OTHER LIABILITIES	BALANCE ON INTER-COMPANY TREASURY ACCOUNT AND CASH	GUARANTEES*
	CAPITALISED COSTS	OTHER	OTHER		
Subsidiaries:					
Terna Rete Italia S.p.A.*	78.5	19.8	619.7	(82.8)	-
SPE Transmissora de energia Linha Verde I S.A. (Brazil)	-	0.1	-	-	-
SPE Transmissora de energia Linha Verde II S.A. (Brazil)	-	0.1	-	-	-
Terna Perú S.A.C.	-	0.1	-	-	-
Terna Gora d.o.o.	-	-	2.6	-	-
Terna Plus S.r.l.*	-	(2.8)	-	32.1	-
Gruppo Tamini*	26.3	2.7	-	-	-
Terna Energy Solutions S.r.l.*	-	2.2	2.0	120.3	-
Rete S.r.l.*	-	22.7	22.7	76.3	-
Terna Interconnector S.r.l.	1.4	0.2	2.5	-	-
Esperia CC S.r.l.	-	0.1	-	-	-
Avvenia The Energy Innovator S.r.l.*	-	(0.1)	0.1	(8.3)	-
Brugg Kabel AG	50.0	0.7	-	-	-
Total subsidiaries	156.2	45.8	649.6	137.6	-
De facto parent:					
Cassa Depositi e Prestiti S.p.A.	-	-	-	-	(275.0)
Total de facto parent	-	-	-	-	(275.0)
Associates:					
Cesi S.p.A.	2.5	-	0.9	-	0.4
CORESIO S.A.	-	-	0.3	-	-
Total associates	2.5	-	1.2	-	0.4
Other related parties:					
Gruppo GSE	0.2	2.4	0.2	-	-
Open Fiber S.p.A.	-	0.2	0.1	-	-
Gruppo Enel	0.1	283.0	10.0	-	736.4
Gruppo Eni	-	1.2	1.0	-	66.4
Gruppo Ferrovie	-	1.7	2.5	-	24.2
ANAS S.p.A.	-	2.5	1.9	-	-
Other related parties of MEF	1.9	0.2	0.8	0.1	0.1
Total other related parties	2.2	291.2	16.5	0.1	827.1
Pension funds:					
Fopen	-	-	0.4	-	-
Total pension funds	-	-	0.4	-	-
TOTAL	160.9	337.0	667.7	137.7	552.5

* The balances for the item, "Other", include receivables and payables relating to the tax consolidation arrangement for IRES.

** Guarantees regard surety bonds received from contractors, with the exception of the amount relating to Cassa Depositi e Prestiti S.p.A. regarding a Revolving Credit Facility.

The impact of related-party transactions or positions on the statement of financial position and the income statement is summarised below:

STATEMENT OF FINANCIAL POSITION

(€m)

	31 DECEMBER 2021			31 DECEMBER 2020		
	TOTAL	RELATED PARTIES	% SHARE	TOTAL	RELATED PARTIES	% SHARE
Property, plant and equipment	13,447	160.9	1.2%	12,755	117	0.9%
Non-current financial assets	1,415.1	-	-	1,513.1	22.4	1.5%
Other non-current assets	6.4	1.4	21.9%	4.9	0.3	6.1%
Trade receivables	2,633.3	309.2	11.7%	1,091.1	263.1	24.1%
Cash and cash equivalents	1,619.8	137.7	8.5%	2,451.9	(58.7)	(2.4%)
Tax assets*	3.5	26.4	754.3%	3.2	24.3	759.4%
Other current assets	21.0	-	-	34.9	0.3	0.9%
Other non-current liabilities	346.6	27.3	7.9%	332.8	29.2	8.8%
Trade payables	3,090.9	627.8	20.3%	1,884.5	578.0	30.7%
Tax liabilities*	33.9	-	-	-	-	-
Other current liabilities	389.6	12.6	3.2%	278.0	26.2	9.4%

* The balances for the items include receivables and payables relating to the tax consolidation arrangement for IRES.

INCOME STATEMENT

(€m)

	2021			2020		
	TOTAL	RELATED PARTIES	% SHARE	TOTAL	RELATED PARTIES	% SHARE
Revenue from sales and services	2,146.8	1,757.4	81.9%	2,037.1	1,713.7	84.1%
Other revenue and income	77.3	31.3	40.5%	49.5	27.7	56.0%
Raw and consumable materials used	6.0	-	-	3.0	0.1	3.3%
Services	411.9	350.6	85.1%	395.1	348.1	88.1%
Personnel expenses	76.4	1.1	1.4%	71.1	0.9	1.3%
Other operating costs	23.0	0.1	0.4%	30.5	0.2	0.7%
Financial income	(78.4)	0.4	(0.5%)	29.4	19.9	67.7%
Financial expenses	-	-	-	(86.6)	-	-

The impact of related party cash flows is shown below:

STATEMENT OF CASH FLOWS

(€m)

	2021			2020		
	TOTAL	RELATED PARTIES	% SHARE	TOTAL	RELATED PARTIES	% SHARE
Cash flow from operating activities	926.5	(211.2)	(22.8%)	958.9	53.0	5.5%
Cash flow from investing activities	(729.0)	(44.3)	6.1%	(1,305.5)	(20.6)	1.6%
Cash flow from financing activities	(1,029.6)	-	-	2,079.3	-	-

H. Significant non-recurring, atypical or unusual events and transactions

No significant non-recurring, atypical or unusual events or transactions, involving either third or related parties, took place in 2021.

I. Notes to statement of cash flows

Cash flow from **continuing operations** amounts to €926.5 million, with approximately €1,712.3 million in operating cash flow and an outflow of approximately €785.8 million generated by changes in net working capital.

The cash outflow for **investing activities** totals approximately €729.0 million and regards €1,206.1 million relating to investment in property, plant and equipment (excluding right-of-use assets recognised in application of IFRS 16) and €128.3 million invested in intangible assets, after €600.0 million in Italian government securities reaching maturity and capitalised financial expenses of €10.8 million.

The net cash outflow for **shareholder transactions** amounts to €556.7 million, due primarily to payment of the final dividend for 2020 and the interim dividend for 2021 (totalling €546.7 million).

As a result, net cash used in investing activities and to provide a return on equity during the year led to a total outflow of €1,285.7 million, partly covered by cash flow from continuing operations of €926.5 million. The remainder was funded through net debt, which over the course of the year rose €732.0 million compared with the previous year (including assets held for sale).

The following table shows the reconciliation of liabilities deriving from financing activities in the statement of cash flows:

	31 DECEMBER 2020	CASH FLOW FROM FINANCING ACTIVITIES	CHANGE IN FV AND OTHER	(€m) 31 DECEMBER 2021
- Long-term borrowings (including current portion)	11,008.6	(426.2)	(133.6)	10,448.8
- Short-term borrowings	977.1	(46.8)	987.3	1,917.6
Net change deriving from financing activities	11,985.7	(473.0)	853.7	12,366.4

L. Government grants

Article 1, paragraphs 125 to 129, of Law 124 of 4 August 2017 (the annual markets and competition law) has introduced a number of measures designed to ensure the transparency of the government grants system. These measures, later amended by Law Decree 34 of 30 April 2019, include an obligation for companies to disclose amounts and information regarding assistance, subsidies, benefits, grants or aid, whether in cash or in kind, in the notes to the annual financial statements and, where applicable, in consolidated financial statements, where such amounts are not of a general nature and do not have the form of a fee, remuneration or compensation and have been received from a public body (paragraph 125-bis). The legislation also requires the disclosure of any grants disbursed (paragraph 126).

In accordance with Assonime circulars, Circular 5 of 22 February 2019 on “Transparency in the government grants system: an assessment of the regulations and interpretation guidance” and Circular 32 of 23 December 2019 on “Enterprise and competition”, Terna S.p.A. uses the following criteria and basis of reporting for government grants:

- the regulations only apply to entities resident in Italy;
- grants have the nature of grants or donations, and represent incentives or subsidies designed to give beneficiaries a recognised economic advantage; the grants therefore take the form of donations or giving and public aid for specific purposes, and are not awarded under a general aid regime;
- the public resources used are exclusively “national”;
- grants are reported on a cash basis and if the amount is not less than €10,000 (with reference to each individual beneficiary) in the reporting period.

In line with the above, the following table shows government grants collected/disbursed by Terna S.p.A. 2021:

GRANTS RECEIVED (PARAGRAPH 125-BIS)

BENEFICIARY ENTITY	GRANTOR		TYPE OF TRANSACTION	AMOUNT (€)	NOTE
	NAME	VAT NUMBER			
TERNA SPA	Ministry for Economic Development	80230390587	State aid*	22,902,682.76	Grants collected on the basis of a report on the state of work in progress on projects carried out by Terna S.p.A. financed by government grants, with funding provided under the National Operational Programme (NOP) for Enterprises and Competitiveness 2014 - 2020 FESR - ASSE IV – Investment priority 4d - Action 4.3.1
TERNA SPA	Sicily Regional Authority	02711070827	State aid*	8,823,237.48	Grants collected on the basis of a report on the state of work in progress on projects carried out by Terna S.p.A. financed by government grants, with funding provided under the National Operational Programme (NOP) for Enterprises and Competitiveness in Sicily 2014 - 2020 – AXIS IV – Investment priority 4d - Action 4.3.1
TOTAL				31,725,920.24	

* These grants are covered by the obligation to publish them in the national state aid register.

GRANTS DISBURSED (PARAGRAPH 126)

GRANTOR	BENEFICIARY		TYPE OF TRANSACTION	AMOUNT (€)	NOTE
	NAME	VAT NUMBER			
TERNA SPA	Intercultura non-profit foundation	IT91016300526	GIVING	45,000	Educational programme on internationalism for young students in 2022/2023
TERNA SPA	FONDAZIONE CAMPAGNA AMICA	IT10569111007	DONATION	25,000	Donation to families in need – Christmas 2021
TERNA SPA	SUSAN G. KOMEN ITALIA non-profit organisation	IT06073831007	GIVING	20,000	<i>Carovana della Prevenzione in Azienda</i> – Third cancer prevention day
TERNA SPA	Save the Children Italia non-profit organisation	IT07354071008	GIVING	20,000	"Let's rewrite the future" project
TERNA SPA	Abruzzo Regional Council	IT80003630664	GIVING	15,000	Restoration of the Dannunziana pine forest
TERNA SPA	SUSAN G. KOMEN ITALIA non-profit organisation	IT06073831007	GIVING	15,000	<i>Carovana della Prevenzione in Azienda</i> (second edition 2021)
TERNA SPA	SUSAN G. KOMEN ITALIA non-profit organisation	IT06073831007	GIVING	13,000	<i>Carovana della Prevenzione in Azienda</i>
TERNA SPA	CATTOLICA SACRO CUORE UNIVERSITY	IT02133120150	GIVING	10,000	Support for the university's scientific and research activities
TERNA SPA	Chiaramonte Gulfi town council	IT00068940881	GIVING	10,000	Support for recreation initiatives in <i>Chiaramonte Gulfi</i>
Total				173,000	

M. Proposal for appropriation of profit for the year

Terna S.p.A.'s Board of Directors proposes to pay a total dividend of €585,108,671.20 for 2021, equal to €0.2911 per share, of which €0,0982 per share was declared in the form of an interim dividend on 10 November 2021.

The Board of Directors thus proposes to appropriate Terna S.p.A.'s profit for 2021, amounting to €735,248,526.11, as follows:

- €197,381,214.40 to cover payment of the interim dividend payable from 24 November 2021 to the holders of each of the ordinary shares outstanding after adjusting for the treasury shares held at the "record date" of 23 November 2021 (with the relevant amount of €303,947.85 taken to retained earnings);
- €387,727,456.80 to pay a final dividend of €0.1929 to the holders of each of the 2,009,992,000 ordinary shares representing the share capital at the date of this Board of Directors' meeting. The final dividend will be payable on 22 June 2022, with an ex-dividend date for coupon 34 of 20 June 2022 (a record date, as defined by art.83-terdecies of Legislative Decree 58 of 24 February 1998, the Consolidated Law on Finance, of 21 June 2022). The treasury shares held as of the above record date will not participate in the distribution. The final dividend for 2021 attributable to the treasury shares held by the Company at the record date, amounting to €597,062.54, will be taken to retained earnings;
- €150,139,854.91 to be taken to retained earnings.

N. Events after 31 December 2021

Seven new monitoring devices installed on approximately 16 km of power lines in the Marche region

As part of the plan to digitalise its assets, on **2 January 2022**, Terna completed **the installation in the Marche Region of seven IoT-based sensor devices** designed and developed by Terna to create a true digital replica of its power lines (a digital twin). The sensors — already present in other Italian regions such as Abruzzo, Veneto and Sicily — were installed in the province of Ascoli Piceno, the first of the five provinces of the region involved in the work aimed at guaranteeing the widest and most detailed monitoring of the region's power grid. The high-tech equipment installed will allow approximately 16 km of overhead power lines to be monitored remotely. These lines are subjected to severe weather, including ice and snow, and as these conditions are increasingly frequent in Italy, projects like this ensure further improvements to the grid's reliability. The data thus collected will also make it possible to develop predictive maintenance techniques to further reduce line failures.

Consents process begins for reorganisation of the electricity grid in Val Formazza in the province of Verbano-Cusio-Ossola

Following **the launch, by the Ministry for the Ecological Transition, of the consents process for the planned reorganisation of the electricity grid in Val Formazza**, concerning the municipalities of Formazza, Premia, Crodo, Montecrestese, Crevoladossola, Masera and Baceno in the province of Verbano-Cusio-Ossola, on **4 January 2022**, Terna published the notice identifying the parcels of land potentially affected by the project. The project, in which the Company will invest €120 million, involves the demolition of approximately 60 km of existing high-voltage overhead power lines, including a total of 225 pylons, to be carried out on the completion of 76 km of new overhead power lines and 10 km of underground cable. The work will boost the efficiency of the area's energy transmission service and, as a result of the reorganisation of the existing grid, will make it possible to reduce the impact on the landscape of power lines dating back to the 1940s and 1950s that cross highly built-up areas.

Reorganisation of Teramo-Pescara electricity grid given green light

On **7 January 2022**, **the decree authorising the reorganisation of the 150kV electricity grid in the Teramo-Pescara area**, affecting a total of 4 municipalities in the provinces of Pescara (Pescara, Montesilvano, Città Sant'Angelo and Spoltore), **was signed by the Ministry for the Ecological Transition**. The project, which will cost over €28 million, involving over 14 km of underground cable and 1.5 km of overhead power lines, will guarantee greater resilience of the electricity grid and higher quality and safety of the service. In particular, by making the 132kV Adriatic backbone more efficient, it will be possible to create a new structure that will power the city of Pescara, meeting the growing needs resulting from the area's social and industrial development. The project will also bring important benefits to the environment because it will be possible to demolish 12 km of old overhead power lines and about 30 pylons, as well as resulting in the decommissioning of 4 km of underground power lines, thus releasing about 40 hectares of land occupied by existing grid infrastructure.

Green light for new underground cable between Veneto and Emilia-Romagna regions

On **12 January 2022**, the **Ministry for the Ecological Transition** authorised the new power line **Terna plans to build between Adria Sud substation in Veneto and the Ariano primary substation in Emilia-Romagna**. The 18-km power line will be completely underground, meaning that it will have a minimal impact on the landscape. It will cross the municipalities of Adria, Taglio di Po, Ariano nel Polesine in the province of Rovigo and Mesola in the province of Ferrara. The overall project will also involve the installation of new components to update the existing Adria Sud substation. Terna will invest €31 million in the project, which will increase the meshing of the local grid and help to overcome current operational limitations, making the energy transmission service more efficient and sustainable in the area bordering the two regions. The cable connection will have XLPE insulation, an advanced technology that requires little maintenance. Work on the detailed design and all the preparations for the project will begin in the coming months.

Green light for new underground power line between Roccaraso and Rivisondoli in the province of L'Aquila

On **13 January 2022**, the **Ministry for the Ecological Transition** authorised the project that will involve the construction a new 150kV power line, almost completely in underground cable, between the **"Sant'Angelo - Cocullo Brulli"** power line and the **Roccaraso primary substation in the municipalities of Roccaraso and Rivisondoli**. The new infrastructure, located at an altitude of 1,200 metres, is in the province of L'Aquila. Terna will invest over €10 million for the new connection, which will be approximately 9 km long, with only 200 meters of overhead power lines and the rest underground cable. The project has been planned taking into consideration a series of social, environmental and territorial indicators, making it possible to assess the impact of electricity infrastructure in the area in question. Completion of the project will ensure greater reliability of the grid in an area with high volumes of tourism.

Consents obtained for 37 grid development projects in 2021, amounting to investment of more than €1 billion

On **19 January 2022**, the Company announced that **37 new grid development projects to be carried out by Terna, at a total cost of over €1 billion, had been authorised by the Ministry for the Ecological Transition and regional authorities in 2021**. This marks an unprecedented achievement in Terna's history, confirming our key role as driver and enabler of the energy transition aimed at reaching national and European climate targets. The 2021 figure, achieved thanks to constant collaboration and dialogue between the Company led by Stefano Antonio Donnarumma and the Italian Ministry for the Ecological Transition, reflects a major acceleration of investment that almost quadrupled compared with 2020, when 23 projects, with a total value of €266 million, were authorised. Eight of the authorisation decrees issued regard Sicily and account for almost half of the total value of the investments, including the most economically significant project relating to the construction of the 172-km long **"Chiaramonte Gulfi-Ciminna"** power line. In terms of investment value, this project is followed by the reorganisation of the electricity grid between Malcontenta and Fusina in the province of Venice, the new submarine link that will connect the island of Elba to the municipality of Piombino in the province of Livorno, and the reorganisation of the electricity grid in Bologna.

Terna organises two digital events to present the new Laion-Corvara cable connection in the province of Bolzano

On **19 and 20 January 2022**, Terna organised two meetings to present the new cable connection between Laion and Corvara to citizens of the towns of Laion, Ortisei, Castelrotto, Santa Cristina Val Gardena, Selva Val Gardena and Corvara in Badia in the self-governing province of Bolzano. The two online events, which started at 5.00pm on the Teams platform, in compliance with the precautions dictated by the pandemic, provided an opportunity to expand on the details of the new project and for everyone taking part to ask general interest questions related to the new infrastructure and put suggestions and observations to the technicians from Terna that also took part.

Green light for new cable connections in the municipality of Caselle Torinese in the province of Turin

On **21 January 2022**, the Ministry for the Ecological Transition authorised the project to be carried out by Terna in the municipality of Caselle Torinese in the metropolitan city of Turin. The project involves the construction of two new 132kV underground power lines. With an investment of €4.4 million, Terna will provide for the construction of two underground connections that will be 3.2 km long. The project will make it possible to connect the new "Caselle" primary substation, belonging to the local distributor, to the existing 132kV Ciriè - Venaria power line, improving the quality and efficiency of the local grid, also in light of future commercial development and services in the area adjacent to Caselle Torinese airport. The new underground power lines will have XLPE insulation, an advanced technology that requires little maintenance. The detailed design and all the preparations for this project will start in the coming months. Work, which is expected to start in 2023, will be carried out with all involved parties and will last approximately 12 months, employing 4 companies and 20 operators.

Terna to invest a further €300 million in developing the electricity grid in the Alto Adige area

On **24 January 2022**, Terna announced that it would invest €300 million in developing the electricity grid in the Alto Adige. Terna presented a restructuring plan for the Val d'Isarco in the province of Bolzano, the consents process for which was launched by the Italian Ministry for the Ecological Transition in December 2021. The works planned by the Company led by Stefano Antonio Donnarumma will lead to improvements to the efficiency and sustainability of the regional electricity grid. They will also strengthen the electricity supply to the railway line along the Brenner route, thanks in part to the construction of 190 km of new power lines, over one-third of which will be 'invisible' because they are underground. Terna's operations will enable the demolition of around 260 km of overhead power lines and 900 pylons, freeing up over 600 hectares of land in total with benefits for the environment and for local communities.

Terna: new Director co-opted on to the Board

On **26 January 2022**, a meeting of the Board of Directors of Terna - Rete Elettrica Nazionale S.p.A. ("Terna" or the "Company"), chaired by Valentina Bosetti, **co-opted Qinjing Shen as a non-executive, non-independent Director, subject to the opinion of the Nominations Committee and approval from the Board of Statutory Auditors**. The appointment follows the resignation of Mr Yunpeng He, occurred in the early days of January due to other professional commitments, following his election by the Annual General Meeting of 18 May 2020 from the slate proposed by the shareholder CDP Reti S.p.A.. With the appointment of Qinjing Shen, currently a director of DP Reti S.p.A., the Board of Directors of Terna S.p.A. has accepted the recommendation made by the shareholder CDP Reti S.p.A., which submitted the related candidacy for independent evaluation in a letter dated 13 January 2022. The new Director has accepted the appointment and will remain in office until the next General Meeting. He does not meet the independence requirements pursuant to the law, art. 15.4 of Terna's Articles of Association or its Corporate Governance Code. His profile is in line with the diversity policies adopted by Terna S.p.A. The Company wished to specify that, to the best of its knowledge, the newly elected Director Qinjing Shen did not hold shares in Terna S.p.A..

Terna included in the Gender Equality Index (GEI) for fourth year running

On **26 January 2022**, Terna was included for the fourth year running in the **Bloomberg Gender Equality Index**, an international index of companies' performances regarding gender equality issues and the quality and transparency of their public reporting. The Company led by Stefano Antonio Donnarumma is one of only 20 Italian companies, out of 418 global businesses operating across 45 countries and in 11 different sectors, to be included in the final index in 2022. This year, Terna improved its GEI score compared with 2021, with a score that was above both the overall average for companies included in the index and the subset of companies in the Utilities sector. Terna distinguished itself for its excellence with regard to "Equal Pay and Gender Pay Parity" and "Inclusive Culture". As regards "Disclosure", a decisive aspect in terms of the overall score, the Company was given full marks in recognition of Terna's commitment to transparent and quality reporting, which are key elements in the ESG policies adopted by the Company.

Terna holds information event for local people to present the "Acquara - Porto Potenza Picena" project in the province of Macerata

Terna organised an information event on 27 January 2022 to present the new Acquara - Porto Potenza Picena power line. The project will take place in the towns of Civitanova Marche, Potenza Picena and Recanati, all in the province of Macerata. The open day, at which the Company's technicians were present to explain the planned works, took place in Recanati in the atrium of the town hall, with extended hours from 4.00pm to 8.00pm, in order to allow for the participation of citizens and to ensure compliance with the distancing and the necessary anti-Covid safety measures. This event is another example of the highly productive participatory planning, undertaken by Terna, together with local authorities and the municipalities of Civitanova Marche, Potenza Picena and Recanati, with the aim of defining the best solutions for implementing a strategic project for the whole area. The connection, in which Terna will invest a total of over €13 million, is part of a series of works aimed at upgrading the Adriatic backbone to 132kV, provides for an underground cable power line over 11 km long that will run between the Chiarino area and the Porto Potenza Picena primary substation.

Successful issue of first hybrid green bond worth €1 billion

On **2 February 2022**, Terna successfully launched the Company's **first hybrid green bond with a nominal value of 1 billion euros**, the issue of which was authorized by the Board of Directors on January 18, 2022. The non-convertible, perpetual, subordinated green bonds are non-callable for six years and will pay coupon interest of 2.375% until 9 February 2028, the first reset date. After this date, the bonds will pay annual interest equal to the 5-year Euro Mid-Swap rate plus a spread of 212.1 basis points. This was increased by a further spread of 25 basis points from 9 February 2033 and by an additional 75 basis points from 9 February 2048. The issue, aimed at institutional investors, saw extremely high demand, with applications topping €4 billion and the issue being four times oversubscribed. The high quality of the hybrid bonds and the wide geographical diversification of investors mean that the issue was assigned ratings of "BBB-" by Standard and Poor's, "Ba1" by Moody's and "BBB" by Scope.

Terna renews Company fleet with 220 new electric vehicles

On **8 February 2022**, Terna announced that it was to renew its fleet of vehicles to make it more efficient and eco-friendly: the fleet will contain over a thousand vehicles available to the national transmission grid operator, including 220 electric vehicles that will replace traditional fossil fuel vehicles. The Company led by Stefano Antonio Donnarumma has completed a European tender process for operational vehicles launched in recent months with the aim of renewing its fleet of vehicles through the long-term lease of cars, vans and off-road vehicles.

The increase in investment, carried out by Terna to enable the energy transition and give an important boost to the country's economic recovery, has resulted in a significant increase in construction sites and, consequently, the need to meet new operational requirements. All the Company's offices throughout the country were involved in establishing the technical profile for the most suitable vehicles for individual teams working on power lines and at substations to ensure an increasingly reliable and efficient grid.

Terna included in S&P Gender Equality & Inclusion Index

On **11 February 2022**, Terna was included in the **Standard & Poor's Gender Equality & Inclusion Index**, the new international index launched in August 2021 that ranks the performance of listed companies in terms of gender equality and inclusion. The S&P Gender Equality & Inclusion Index lists the top 100 companies globally with the highest S&P Global Gender Diversity Score, calculated based on performance in certain key areas of the S&P Global CSA (Corporate Sustainability Assessment). Terna is among the five Italian companies listed on this new international index. The company led by Stefano Antonio Donnarumma recorded excellent results in the analysis of its "Board Diversity Policy" and "Board Gender Policy", both of which concern the management of diversity within the Board of Directors. Furthermore, Terna performed strongly in the categories "Workforce Gender Breakdown", which measures the number of women in the company, and "Gender Pay Indicators", regarding equal pay.

Work begins on reorganisation of the electricity grid in Catania

On **16 February 2022**, Terna initiated work on the **planned reorganisation and modernisation of the electricity grid serving the metropolitan city of Catania**, with the aim of boosting efficiency and sustainability in return for investment of more than €50 million. The project, included in the 2021 Development Plan and of strategic importance for the region's infrastructure assets, will involve the installation of six new underground cables over a distance of over 25 km, and the subsequent demolition of three overhead lines in densely populated urban areas across a total area of approximately 30 km and involving the removal of over 120 pylons. The demolitions, which will free up more than 20 hectares of land, will begin in the spring. The connections will be equipped with remote and real-time monitoring systems to prevent outages, thanks to the installation of sensors to collect and then process information. Of the new underground cables, several are awaiting consent, whereas works are currently under way on the 3.1 km "Catania East PC – Catania North PC" power line, which will be completed within the year. Works will continue on the connections "Catania East PC – Villa Bellini PC" and "San Giovanni Galermo PC – San Giovanni La Punta PC – Acicastello PC".

Terna completes aerial inspection of electricity grid in Basilicata

On **17 February 2022**, Terna completed the **process of monitoring overhead power lines in Basilicata**. In just seven days, approximately 1,300 km of power line were inspected, including a total of seventy-one 60kV, 150kV, 220kV and 380kV lines. The activities were coordinated by the Asset Management department of Terna and were carried out by operational teams from its Southern department using the Ecureil AS350 helicopter owned by the Group. Terna's technicians conducted a comprehensive analysis of the regional grid in both provinces in the Basilicata region, checking for any defects on the conductors and pylons to ensure that the service is operating at full capacity. Overall, by the end of March the Company led by Stefano Antonio Donnarumma will inspect 6,100 km of overhead power line in the Southern area, which in addition to Basilicata includes Apulia, Campania and Calabria.

Terna completes aerial inspection of electricity grid in Calabria

On **17 February 2022**, Terna completed the process of monitoring overhead power lines in Calabria. In just six days, approximately 1,280 km of power line were inspected, including a total of sixty-seven 60kV, 150kV, 220kV and 380kV lines. The activities were coordinated by the Asset Management department of Terna and were carried out by operational teams from its Southern department using the Ecureil AS350 helicopter owned by the Group. Terna's technicians conducted a comprehensive analysis of the regional grid in all five provinces in Calabria, checking for any defects on the conductors and pylons to ensure that the service is operating at full capacity. Overall, by the end of March the Company led by Stefano Antonio Donnarumma will inspect 6,100 km of overhead power line in the Southern area, which in addition to Calabria includes Basilicata, Puglia and Campania.

Work starts on the new Pettino - Torrione power line (AQ)

On **21 February 2022**, work began on construction of the new 150kV underground cable between Pettino and Torrione (AQ), which should be completed and enter service at the beginning of 2024. The new connection, in which Terna will invest approximately €7 million, will be approximately 6 km in length and will enable the demolition of around 5 km of old power lines and 18 pylons, freeing up over 10 hectares of land, some of which in the centre of L'Aquila. The project will provide important benefits, making electricity supply in the L'Aquila area more reliable and efficient, in addition to contributing to the collection of renewable energy production in Abruzzo and Lazio.

Work starts on the new "Colunga-Calenzano" power line

On **21 February 2022**, Terna began work on construction of the new 'Colunga-Calenzano' power line linking Emilia-Romagna and Tuscany. The Company led by Stefano Antonio Donnarumma will build what will be strategic infrastructure for the entire national grid, investing €170 million in the project. With a length of 84 km between the provinces of Bologna and Florence, the new infrastructure will significantly improve exchange capacity between areas in northern and north-central Italy, strengthening the meshing and increasing the efficiency and sustainability of the electricity grid. This is one of the main and most important development projects included in Terna's 'Driving Energy' Industrial Plan.

Terna organises a digital event to present planned reorganisation of electricity grid serving Brianza West

On **22 February 2022**, an interactive online event was held to present to local people the planned reorganisation of the 380kV Brianza West grid in the municipalities of Seveso, Barlassina, Cesano Maderno, Cogliate and Ceriano Laghetto in the province of Monza Brianza. The Company led by Stefano Antonio Donnarumma will invest over €100 million in this project. The online meeting was held between 6.00 and 7.30 in the evening using Teams. The meeting included a session during which participants could ask questions to Terna's technicians to clarify points and receive more detailed information about the works, representing an opportunity for the Company to gather feedback and suggestions. The project to rationalise the electricity grid will improve the efficiency of the energy transmission service in the region by increasing the meshing of the local grid. The work will involve the installation of 12.6 km of underground cable, enabling the demolition of 6.6 km of existing high-voltage overhead power lines located predominantly in densely populated areas in the municipalities of Seveso and Cesano Maderno.

Virtual information event held prior to start of work at Calenzano

On **23 February 2022**, a successful virtual meeting was organised by Terna to inform people in Calenzano of the start-up of work in the local area. The work involves construction of the new Colunga (BO) – Calenzano (FI) power line between Tuscany and Emilia-Romagna. The project, one of the most important in the “Driving Energy” Industrial Plan, and in which Terna will invest approximately €170 million, will involve the construction of 84 km of new power line and the demolition of around 106 km of old overhead lines, affecting 12 municipalities in total, of which 9 in the province of Bologna (Castenaso, San Lazzaro di Savena, Ozzano dell’Emilia, Pianoro, Monterenzio, Monghidoro, San Benedetto Val di Sambro, Castiglione dei Pepoli and Loiano) and 3 in the province of Florence (Firenzuola, Barberino di Mugello and Calenzano).

Terna agrees ESG-linked credit facility worth €300 million

On **28 February 2022**, Terna agreed a **bilateral ESG-linked Term Loan amounting to €300 million** with Intesa Sanpaolo’s IMI Corporate & Investment Banking division, acting as Original Lender and Sustainability Coordinator. The credit facility has a 2-year term, with the interest rate linked to Terna’s ESG performance. The transaction provides Terna with a level of liquidity appropriate to its current rating and confirms the Group’s strong commitment to introducing a model that increasingly reinforces the role of sustainability as a strategic driver of value creation for all our stakeholders.

Energy, Musumeci meets Terna’s CEO: synergies for development and sustainability

On **28 February 2022**, Terna’s Chief Executive Officer, **Stefano Antonio Donnarumma**, met the President of the Sicily region, **Nello Musumeci**, at the regional authority’s headquarters in Catania. The meeting was also attended by the regional councillor responsible for energy policy, Daniela Baglieri. The issues discussed included Sicily’s role in the country’s current energy transition, investment of €3.5 billion in electricity infrastructure over the next ten years, the sharing of information for use in the integration of renewable energy, the electrification of the smaller islands and high-quality technological training.

Monitoring of 1,690 km of overhead power line in Campania completed

On **2 March 2022**, Terna completed the process of monitoring overhead power lines in Campania. In just nine days, approximately 1,690 km of power line were inspected, including a total of one hundred and seven 70kV, 150kV, 220kV and 380kV lines. The activities were coordinated by the Asset Management department of Terna and were carried out by operational teams from its Southern department using the Ecureil AS350 helicopter owned by the Group. Terna’s technicians conducted a comprehensive analysis of the regional grid in the five provinces in Campania, checking for any defects on the conductors and pylons to ensure that the service is operating at full capacity. Overall, by the end of March the Company led by Stefano Antonio Donnarumma will inspect 6,100 km of overhead power line in the Southern area, which in addition to Campania includes Basilicata, Apulia and Calabria.

Consents process for electricity grid between Enna and Catania begins

On **7 March 2022**, Terna began the process of obtaining consent from the Sicilian Regional Authority for construction of a new substation and two 150kV power lines in the provinces of Enna and Catania. At the same time, Terna published the list of parcels of land affected by the works: four municipalities in Catania (Ramacca, Raddusa, Paternò and Castel di Iudica) and three in the province of Enna (Regalbuto, Agira and Assoro). Construction of the new infrastructure, in which Terna will invest over €20 million, is linked to the request by RFI (the Italian rail network operator) to connect the Regalbuto substation to the national

transmission grid to upgrade the Palermo-Catania railway line. The work to be carried out by Terna will cut journey times on the “Catenanuova-Raddusa-Agira” section of the railway. The new substation will be constructed in the municipality of Regalbuto and will occupy an area of approximately 8,000 square metres. Two new 150kV overhead power lines will begin at the new substation: the 15-km “PC Assoro - ES Regalbuto” line and the 22-km “ES Regalbuto - ES Sferro” line. The work is subject to the outcome of an environmental impact assessment being conducted by Italy’s Ministry for the Ecological Transition.

Terna continues work on modernisation of Naples electricity grid

On **9 March 2022**, Terna began work on replacing the 5-km long underground power line connecting the “Naples Centre” primary substation with the “Doganella” primarily substation. The work, which will last about 18 months, consists of replacing the existing liquid oil cable with a XLPE-coated cable, a more efficient, safer technology that requires less maintenance. The construction sites, which will involve three of the city’s districts (I, II and IV), will begin at Parco della Marinella before moving on to Via Cristoforo Colombo and Via Nuova Marina. Terna has agreed a plan of work with the City Council with the aim of keeping traffic moving as much as possible and reducing traffic restrictions on the sections of road involved. Once the work has been completed, Terna will adopt mitigation measures to reduce the impact on the area and ensure that the infrastructure is well integrated into the landscape. The Company will also restore the road surfaces.

Information event to present planned reorganisation of the electricity grid in Val Formazza in the province of Verbano–Cusio-Ossola

On **10 March 2022**, Terna organised an information day for local people in the towns of **Formazza, Premia, Crodo, Montecrestese, Crevaladossola, Masera and Baceno** (in the province of Verbano-Cusio-Ossola) which are to be affected by the reorganization of electricity grid in Val Formazza. From 10 in the morning to 12.30pm and from 3.30pm until 8 in the evening, Terna’s technicians were at the Foro Boario in Crodo to provide details of the plans for reorganization of the local grid, for which the process of obtaining consent from the Ministry for the Ecological Transition began in January of this year. The meeting, which reflects the Company’s efforts to enter into dialogue with local communities, was also an opportunity to gather suggestions and feedback from local people.

Terna signs Memorandum of Understanding for modernisation of electricity grid in Rome

On **10 March 2022**, the President of the Lazio region, Nicola Zingaretti, the Mayor of Rome, Roberto Gualtieri, and Terna’s Chief Executive Officer, Stefano Antonio Donnarumma, signed a **Memorandum of Understanding** at the Terna Auditorium. The document regards the establishment of a partnership between the three parties aimed at developing infrastructure to further increase the efficiency, sustainability and safety of the capital’s electricity system. The agreement concerns major work on the high-voltage grid in Rome, involving replacement of the entire 150kV underground power line between the “Laurentina” and “Flaminia” primary substations via the “Ostiense”, “Villa Borghese” and “Nomentana” primary substations. **The work will involve four “invisible” connections extending for a total of around 25 km and will involve investment of over €60 million.** Some of the new cables, which are more technologically advanced than their predecessors, will be installed alongside the existing lines, while others will be laid along new routes. According to the terms of the agreement - valid for five years from the date of signature - a permanent technical working group is to be established to agree on timetables and working methods, with the aim of limiting disruption to traffic and taking a collaborative approach to resolving any issues.

Monitoring of overhead power lines in Sardinia completed

On **11 March 2022**, the process of monitoring overhead power lines in Sardinia was completed. In just eight days, a total of approximately 2,300 km of power line were inspected, including a total of eighty-nine 70kV, 150kV, 220kV and 380kV lines. The activities were coordinated by the Asset Management department of Italy's national transmission grid operator and were carried out by operational teams from its Southern department using the Ecureil AS350 helicopter owned by the Group. Terna's technicians conducted a comprehensive analysis of the regional grid, checking for any defects on the conductors and pylons to ensure that the service is operating at full capacity.

Work on installation of the synchronous compensator at Suvereto begins

On **14 March 2022**, work began on installation of the synchronous compensator for the Suvereto substation in the province of Livorno. The new device is a key tool in improving the security of the grid, supporting inertia, voltage regulation and short-circuit power on grid nodes.

Two hectares of land transferred to the Municipality of Capri free of charge

On **16 March 2022**, Terna transferred eleven plots of land adjacent to the new electrical substation free of charge to the Municipality of Capri. The plots amount to a total of more than 18,000 square metres, almost two hectares or five acres of land. The land was purchased by the Company for construction of the island's new electricity substation, inaugurated in October 2020, with a commitment to transfer any areas not strictly necessary for operation of the substation once the work had finished. The transfer confirms the positive and constant dialogue between the Municipality of Capri and Terna, which is committed to working on a daily basis in synergy and in partnership with local and central government institutions throughout the country.

Conflict in Ukraine: risk assessment and prevention for the Terna Group

The very recent international events involving Russia and Ukraine are being closely watched by the Terna Group as part of our continuous monitoring of ongoing geopolitical developments and, in particular, the related legislation, above all with regard to international sanctions. This assessment is normally conducted on an ongoing basis to exclude, mitigate and prevent risks that could have an impact on operations and on the security of the transmission service, our business and on the Terna Group's commercial and financial transactions (the "Activities"). Given the exceptional nature and size of this global crisis, Terna has moved proactively to set up a specific task forces to monitor any new sanctions and to strengthen our due diligence procedures and ordinary controls, partly in view of the related policies adopted by the Terna Group. Whilst there are obvious concerns about how the crisis might develop and within a scenario marked by significant uncertainty, there is not at this time any evidence of an immediate, concrete impact on the normal conduct of our Activities or on the Group's strategy of combining sustainability with growth. Terna will, however, continue to closely follow any developments that could have currently unforeseeable consequences.

Disclosure

pursuant to art. 149-*duodecies* of the CONSOB
Regulations for Issuers

The following table, prepared pursuant to art. 149-duodecies of the CONSOB Regulations for Issuers, shows the fees paid for audit and other services provided by Terna S.p.A.'s independent auditors in 2021.

(€)

	ENTITY PROVIDING SERVICE	FEES DUE FOR THE YEAR
Audit of the accounts and financial statements	Deloitte & Touche S.p.A.	199,981
Attestation services and other services ⁹	Deloitte & Touche S.p.A.	93,816
Total		293,797

⁹ Attestation and other services include the services linked to the audit of the regulatory accounts the opinion on the distribution of interim dividends, the limited review of the Non-financial Statement, the procedures on green bond report and comfort letters for bonds.

Attestation

of the separate financial statements pursuant to art. 81-ter of CONSOB Regulation 11971 of 14 May 1999, as amended

Attestation of the separate financial statements pursuant to 81-ter of CONSOB Regulation 11971 of 14 May 1999, as amended

"Terna SpA"

1. The undersigned, Stefano Antonio Donnarumma, as Chief Executive Officer, and Agostino Scornajenchi, as Manager responsible for Terna SpA's financial reporting, having also taken account of the provisions of art.154-bis, paragraphs 3 and 4 of Legislative Decree 58 of 24 February 1998, attest to:
 - the adequacy with regard to the nature of the Company, and
 - the effective application of the administrative and accounting procedures adopted in preparation of the separate financial statements during the year ended 31 December 2021.
2. The administrative and accounting procedures adopted in preparation of the separate financial statements for the year ended 31 December 2021 were drawn up, and their adequacy assessed, on the basis of the regulations and methods adopted by Terna SpA in accordance with the Internal Control-Integrated Framework model issued by the Committee of Sponsoring Organizations of the Treadway Commission. This Commission has established a body of general principles providing a standard for internal control and risk management systems that is generally accepted at international level.
3. We also attest that:
 - 3.1 the separate financial statements for the year ended 31 December 2021:
 - a. have been prepared in compliance with the International Financial Reporting Standards endorsed by the European Union through EC Regulation 1606/2002, issued by the European Parliament and by the Council on 19 July 2002 and the statutory requirements implementing the provisions of art. 9 of Legislative Decree 38/2005;
 - b. are consistent with the underlying accounting books and records;
 - c. provide a true and fair view of the financial position and results of operations of the issuer.
 - 3.2 the Directors' report on operations includes a reliable analysis of the operating and financial performance and situation of the issuer, as well as a description of the main risks and uncertainties to which it is exposed.

Rome, 17 March 2022

Chief Executive Officer
Stefano Antonio Donnarumma

(original signed)

Manager responsible for financial reporting
Agostino Scornajenchi

(original signed)



BOARD OF STATUTORY AUDITORS' REPORT

TO THE ANNUAL GENERAL MEETING OF TERNA S.P.A.'s SHAREHOLDERS

under the terms of art. 153 of Italian Legislative Decree 58/1998 and art. 2429 of the Italian Civil Code

Dear Shareholders,

this report, prepared under the terms of art. 153 of Legislative Decree 58/1998 (CLF) and art. 2429 of the Italian Civil Code, details the activities of the Board of Statutory Auditors of Terna S.p.A. ("Terna" or also the "Company") during the year ended 31 December 2021. The report has been prepared in compliance with the applicable legislation, taking into account the "Standards of Conduct for the Boards of Statutory Auditors of Listed Companies" recommended by the Italian Association of Chartered Accountants (Consiglio Nazionale dei Dottori Commercialisti e degli Esperti Contabili), the requirements of CONSOB (the Commissione Nazionale per le Società e la Borsa, Italy's Securities and Exchange Commission) regarding corporate controls and the guidelines contained in the Corporate Governance Code published by Borsa Italiana.

In addition, given that Terna has adopted the traditional governance framework, the Board of Statutory Auditors also fulfils the role of "Internal Control and Audit Committee", which is responsible for carrying out further specific controls and oversight over financial reporting and statutory auditing, as detailed in art. 19 of Legislative Decree 39 of 27 January 2010, as amended by Legislative Decree 135 of 17 July 2016.

The current Board of Statutory Auditors was elected by the Annual General Meeting of Terna Shareholders held on 18 May 2020 and will remain in office until approval of the financial statements for the year ended 31 December 2022. During 2021, the Board of Statutory Auditors performed its responsibilities holding 13 meetings. During the year, the Chairperson of the Board of Statutory Auditors or its members also attended 9 meetings of the Board of Directors, 10 meetings of the Audit, Risk, Corporate Governance and Sustainability Committee (hereinafter the "Audit and Risk Committee"), 6 meetings of the Appointments Committee, 5 meetings of the Remuneration Committee and 4 meetings of the Related-Party-Transactions Committee, in addition to the Annual General Meeting of Shareholders held on 30 April 2021.

During the year, the Board of Statutory Auditors, together with the Audit and Risk Committee, met the Supervisory Board in order to exchange information.

Responsibility for the statutory audit required by Legislative Decree 39/2010 (as amended by Legislative Decree 135/2016) has been assigned to the independent auditors, Deloitte & Touche

S.p.A. (the “Independent Auditors”), appointed by the Annual General Meeting of 8 May 2019 for nine years from 2020 to 2028.

1. OVERSIGHT ACTIVITIES

1.1 Oversight of compliance with the law and regulatory and statutory requirements

The oversight tasks assigned to the Board of Statutory Auditors are governed by art. 2403 of the Italian Civil Code, Legislative Decree 58/1998 and Legislative Decree 39/2010. The Board took into account the amendments to Legislative Decree 39/2010 introduced by Legislative Decree 135/2016 in implementation of Directive 2014/56/EU and EU Regulation 537/2014.

Based on the indications contained in CONSOB announcement DEM/1025564 of 6 April 2001, as amended by announcement DEM/3021582 of 4 April 2003 and, later, by announcement DEM/6031329 of 7 April 2006, the Board reports the following with regard to our oversight activities during the year.

The Board of Statutory Auditors periodically obtained information from the Directors, including through our attendance of meetings of the Board of Directors and of Board Committees, on their activities and on the most significant transactions, in terms of their impact on the results of operations and financial position, approved and implemented by the Company, and, pursuant to art. 150, paragraph 1 of the CLF, on those carried out by subsidiaries. Based on the available information, the Board of Statutory Auditors is able to provide reasonable assurance that the above transactions were compliant with the law and the Articles of Association and were not manifestly imprudent, risky or in contrast with resolutions approved by the Annual General Meeting, or such as to compromise the value of the Company.

Furthermore, transactions involving a potential conflict of interest were managed and approved in compliance with the law, the relevant regulations, the Articles of Association and the Guidelines for the Approval of Significant Transactions and Managing Situations of Interest.

During the year, the Board has monitored correct application of the new Corporate Governance Code, which came into force in January 2021 and, specifically, confirms implementation of the recommendations announced by the Chairperson of the Corporate Governance Committee for 2021. Due to their significance, the Board of Statutory Auditors notes the following key events during the year, referring readers to the Report on Operations for more detailed information:

- Brugg Kabel: as part of the reorganisation of the Brugg group, on 11 March 2021, the demerger of Brugg Kabel AG was completed, resulting in the establishment of two new companies directly and indirectly controlled by Terna S.p.A.;
- The entry into service of new power lines: a total of 96 km of new lines entered service in 2021;
- Bond issues: on 16 June 2021, in the context of its “Euro Medium Term Note Programme (EMTM)”, Terna launched a new green bond issue for a total of € 600 million with maturity of 8 years;
- European Bank loan: on 13 July 2021, Terna formalised a loan from the European Investment Bank for € 300 million, with maturity of 22 years, to support the 2021-2025 Business Plan;
- Interim dividend: on 10 November 2021, the Company’s Board of Directors, having obtained the Independent Auditors’ opinion required by art. 2433-*bis* of the Italian Civil Code, decided to pay an interim dividend of € 0.0982 per share, amounting to a total payout of € 197,381,214.40 million. The dividend was payable from 24 November 2022;
- LatAm: the potential sale of the Group’s LatAm portfolio includes six companies, the four Brazilian subsidiaries, Terna Perù and Uruguayan company Difebal. A preferred bidder has been selected, with whom, on 20 December 2021, a Memorandum of Understanding (MOU) was signed, defining the principles and terms of the potential transaction;
- Covid-19: the Company continued to operate throughout the emergency, given that its activities are classified as of strategic importance for the Italian economy. To this end, Terna complied with all the measures introduced by the government, implementing all the national protocols and setting up – on the initiative of the Chief Executive Officer – a steering committee to examine occupational health and safety initiatives and consider new initiatives to adopt in this area;
- Next Terna project: this is a multi-year programme aimed at Terna personnel. Starting with working methods experimented with during the pandemic, it aims to generate a change in culture in all areas of the company, beginning with the promotion of an inclusive leadership model and working towards a true work/life balance through optimisation of workplaces

and their use, in order to guarantee efficiency, productivity, logistical benefits and quality of life;

- Related-Party-Transactions Procedure modified by the Board of Directors on 16 June 2021 to align it with applicable legislation for correct application of the new regulatory provisions that came into force on 1 July 2021;
- Market-Engagement Procedure: on 14 October 2021, the Board of Directors adopted the “Policy for managing dialogue with shareholders in general and other stakeholders of Terna S.p.A.” in implementation of the recommendations of the new Corporate Governance Code.

Among events occurring after the end of the reporting period, the Board of Statutory Auditors notes:

- New Director: on 26 January 2022, the Board of Directors appointed a new non-executive and non-independent director by co-optation, following the resignation of another director with the same position;
- Hybrid Green Bond: on 2 February 2022, Terna launched the first hybrid green bond for a nominal amount of € 1 billion, a subordinate non-convertible perpetual bond that is non-callable for six years, following authorisation from the Board of Directors on 18 January 2022;
- Chief Risk Officer (CRO): on 23 February 2022, the Board of Directors appointed the new CRO;
- ESG-Linked Term Loan: on 28 February 2022, Terna signed a bilateral ESG-Linked Term Loan for a total of € 300 million with Intesa Sanpaolo - IMI Corporate & Investment Banking division as the Original Lender and Sustainability Coordinator. The line of credit has a term of 2 years and an interest rate linked to Terna's performance in relation to specific environmental, social and governance (ESG) indicators
- 2021 Integrated Report: on 17 March 2022, the Board of Directors approved the “2021 Annual Financial Report”, which includes the “2021 Integrated Report”, combining the Report on Operations, Sustainability Report and Consolidated Non-Financial Statement, the Consolidated Financial Statements for the year ended 31 December

2021, the Annual Financial Statements of the Parent Company for the year ended 31 December 2021 and the Green Bond Report, into a single document;

- 2021-2025 Business Plan: on 24 March 2022, the Board of Directors approved the update of the 2021-2025 business Plan;
- With regard to the Notice published by CONSOB on 18 March 2022, aimed at listed issuers and discussing the impact of the war in Ukraine on insider information and on financial reporting, the Board of Statutory Auditors highlights that in the Annual Financial Report approved by the Board of Directors on 17 March 2022, and specifically in the section on events occurring after the end of the reporting period, it is stated that: “Whilst general worries remain connected to developments in the crisis and a scenario marked by great uncertainty, at the current time no tangible and immediate impacts have been identified on ordinary performance of Group business or on the strategy of the Group aimed at combining sustainability and growth. Nevertheless, Terna will continue to closely follow any developments that may lead to currently unforeseeable consequences.”

Details of other transactions are provided in the notes to the financial statements in the section on events occurring after the end of the reporting period.

With regard to the health emergency, the Board of Statutory Auditors has systematically overseen the Company’s adoption of the appropriate steps to protect the health and safety of its workers, intensifying the exchange of information on this aspect with the Company’s management and the Independent Auditors, as required by Notice 1/21 issued by CONSOB on 16 February 2021.

1.2 Oversight of compliance with the principles of good governance and the adequacy of the organizational structure

The Board of Statutory Auditors acquired information on and oversaw the adequacy of the organisational structure, compliance with the principles of good governance and the adequacy of the instructions issued by the Company to its subsidiaries pursuant to art. 114, paragraph 2 of the CLF, by obtaining information from the boards of statutory auditors of its Italian-registered subsidiaries, the heads of the relevant departments and the Independent Auditors, as part of the reciprocal exchange of material data and information.

During the year, the Company took steps to implement or comply with the requirements established by law, supervisory authorities, the Corporate Governance Code and the “Guidelines on the Composition of the Management and Oversight Bodies and Supervisory Boards of the Terna Group’s subsidiaries”, being drawn up by the Company and on which the Board of Statutory Auditors has been kept informed during the meetings held.

The annual reports prepared by the Boards of Statutory Auditors of the Italian-registered subsidiaries on the subsidiaries’ financial statements have not raised any areas of concern. Similarly, no concerns have been raised as a result of the information received from the boards of statutory auditors of the subsidiaries, including in the form of specific questionnaires completed and signed by these oversight bodies and meetings with oversight bodies of the main subsidiaries.

The Annual Financial Report, information received during Board of Directors’ meetings and from the Chief Executive Officer, from senior managers, from the Boards of Statutory Auditors of subsidiaries and from the Independent Auditors has not provided evidence of transactions of an atypical and/or unusual nature with Group companies, or with third parties or related parties.

1.3 Oversight of the internal control and risk management system

The Board of Statutory Auditors has overseen the adequacy of internal control and risk management system by:

- noting the results of the Board of Directors’ assessment of the adequacy of Terna’s organisational, administrative and accounting systems and those of its strategic subsidiaries;
- examining the report of the Audit and Risk Committee on its activities and on the adequacy of the internal control and risk management system;
- examining the Annual Report produced by the Head of Internal Audit on the internal control system;
- examining the reports produced by the Supervisory Board pursuant to Legislative Decree 231/2001;
- holding periodic meetings, including attendance at Audit and Risk Committee meetings, with the Internal Audit and Legal and Compliance departments to assess the procedures for planning work, based on the identification and assessment of the main risks present in organizational processes and units;

- holding meetings with the risk management department in order to analyse the Group's strategic risks;
- holding meetings with senior management regarding the organisational and operational impacts of Terna's activities;
- examining the periodic reports prepared by the Internal Audit department in coordination with the Company's Audit and Risk Committee;
- holding meetings with the Manager responsible for financial reporting;
- acquiring information from the oversight bodies of the Italian-registered subsidiaries, pursuant to the first and second paragraphs of art. 151 of the CLF, on material events involving Group companies and on the internal control system, through the completion of specific questionnaires;
- holding joint meetings with the Company's Audit and Risk Committee and Supervisory Board;
- discussing the results of the work carried out by the Independent Auditors;
- participating regularly in meetings of the Company's Audit and Risk Committee, the Appointments Committee, the Remuneration Committee and the Related-Party-Transactions Committee, dealing jointly with issues when deemed appropriate.

The Company's Internal Audit department operates on the basis of a multi-year plan, which is reviewed annually. This defines the activities and processes to be audited using a risk-based approach. The plan is approved by the Board of Directors following a favourable opinion from the Audit and Risk Committee, reached in consultation with the Board of Statutory Auditors.

The activities carried out by Internal Audit during the year covered the range of planned activities. The department's activities did not identify any major concerns, but did find areas for improvement, which are being closely monitored and which are being addressed during the current year.

The Board of Statutory Auditors acknowledges that the annual report prepared by the Internal Audit department states that existing internal controls are reliable, and that the Audit and Risk Committee has concluded that the internal control and risk management system is adequate with respect to the size and nature of the Company.

On the basis of the activities carried out, the information obtained and the content of the report produced by the Internal Audit department, the Board of Statutory Auditors is not aware of any concerns raising doubts on the validity of the internal control and risk management system.

1.4 Oversight of the administrative and accounting system and the financial reporting process

The Board of Statutory Auditors monitored the process and checked the effectiveness of the system of internal controls and risk management over financial reporting.

The Board of Statutory Auditors held periodic meetings with the Manager responsible for financial reporting in order to exchange information on the administrative and accounting system, and on the system's reliability in providing a true and fair view of operations.

The Board of Statutory Auditors also examined the attestations released by the Chief Executive Officer and the Manager responsible for financial reporting in accordance with the requirements of art. 154-bis, paragraphs 3 and 4 of the CLF, presented on 17 March 2022.

On 17 March 2022, the Board of Directors approved the Impairment Testing procedure drawn up in accordance with the requirements of IAS 36, with the aim of providing guidelines for the conduct of tests on the recoverability of the Terna Group's assets, and for application of the outcome of the tests to the relevant items in the financial statements for 2021.

The Board oversaw (i) the Board of Directors' adoption of the procedure and, subsequently, (ii) the outcomes of the tests carried out by management, which confirmed the recoverability of the assets tested for impairment.

The Board of Statutory Auditors has not identified shortcomings such as to invalidate the judgement on the adequacy and effective application of administrative and accounting procedures.

During periodic meetings between the Independent Auditors and Board of Statutory Auditors, the former did not raise concerns that could cast doubt on the validity of the internal control system over administrative and accounting procedures.

1.5 Oversight of related-party transactions

Intra-group or related-party transactions are shown in the notes to the financial statements for 2021, under "Related-party transactions", showing transactions with the parent, subsidiaries and associates.

The Board of Statutory Auditors oversaw compliance of the Procedure adopted by TERNA S.p.A. regarding Related-party transactions (i.e. Guideline LG026 "*Related-Party Transactions Procedure*" and the corresponding Operating Instruction IO414CA), as last amended by the Board of Directors

on 16 June 2021, with applicable legislation and the correct application of the new regulatory provisions that came into force on 1 July 2021.

2. INTERNAL CONTROL AND AUDIT COMMITTEE

Under the terms of art. 19 of Legislative Decree 39/2010 as amended by Legislative Decree 135/2016, the Board of Statutory Auditors is also assigned the role of Internal Control and Audit Committee and, in this role, conducted the required oversight of the statutory audit of the annual and consolidated accounts.

The Board of Statutory Auditors held periodic meetings with the Independent Auditors, Deloitte & Touche S.p.A., in part pursuant to art. 150, paragraph 3 of the CLF, in order to exchange information. During these meetings, the Independent Auditors did not report omissions, shortcomings or irregularities requiring specific disclosure pursuant to art. 155, paragraph 2 of the CLF.

In conducting oversight of the financial statements, the Board of Statutory Auditors held periodic meetings with the Independent Auditors to examine the results of their assessment of the regular nature of accounting systems, to examine the audit plan for Terna and the Group for 2021 and the state of progress in implementing the plan.

The Board of Statutory Auditors and the Independent Auditors also engaged in continuous exchanges of information. In particular, the Board (i) noted an adequate level of professional scepticism; (ii) promoted effective and timely dialogue with the auditors; (iii) oversaw, without identifying any concerns, the impact of the introduction of remote working for the Independent Auditors' personnel, availing itself of the support provided by company departments.

The Board of Statutory Auditors (i) analysed the activities of the Independent Auditors, and in particular, the methods used, the audit approach applied to the various material components of the financial statements and to the planning of audit work, and (ii) discussed issues relating to the related business risks with the Independent Auditors, thereby enabling us to assess the adequacy of the auditors' plans with respect to the structural and risk profiles of the Company and the Group; (iv) continued in-depth examination of the Audit Quality Indicators.

The financial statements for the year ended 31 December 2021, accompanied by the Directors' report on operations and the attestation signed by the Chief Executive Officer and the Manager responsible for financial reporting, approved by the Board of Directors at the meeting held on 17 March 2022, were at the same time made available to the Board of Statutory Auditors in view of the Annual General Meeting of shareholders called for 29 April 2022. On 17 March 2022, Terna's Board of

Directors approved the consolidated financial statements, as prepared by the Manager responsible for financial reporting and, pursuant to art. 154-*bis* of the CLF, accompanied by the attestation signed by the Chief Executive Officer and the Manager responsible for financial reporting.

On 7 April 2022, the Independent Auditors issued their audit reports, pursuant to art. 14 of Legislative Decree 39/2010 as amended by Legislative Decree 139/2016 and art. 10 of Regulation (EU) 537/2014, on the separate financial statements and the Terna Group's consolidated financial statements for the year ended 31 December 2021, prepared in compliance with the International Financial Reporting Standards - IFRS adopted by the European Union.

In terms of opinions and attestations, in their audit reports on the separate and consolidated financial statements the Independent Auditors have:

- issued an opinion stating that Terna's separate financial statements and the Terna Group's consolidated financial statements provide a true and fair view of the financial and equity situation of the Company and Group at 31 December 2021, and of the economic result and cash flows for the year ended on that date, in conformity with the International Financial Reporting Standards adopted by the European Union, as well as with provisions issued in implementation of art. 9 of Legislative Decree 38/2005;
- issued an opinion on the consistency of the Report on Operations accompanying the separate and consolidated financial statements for the year ended 31 December 2021 and certain specific information in the "Report on Corporate Governance and Ownership Structures" indicated in art. 123-*bis*, paragraph 4 of the CLF, responsibility for which lies with the Directors of Terna, with the annual financial statements and preparation in compliance with the law;
- declared that, with regard to potential material errors in the Report on Operations, based on the information obtained and their understanding of the Company and associated context acquired during audit activities, they had nothing to report;
- declared that the annual financial statements were prepared in XHTML format in compliance with the provisions of Delegated Regulation (EU) 2019/815 and was compiled in all material ways in compliance with the provisions of the delegated regulation;
- confirmed the Directors' approval of the Non-financial Statement and expressed the following conclusions: "On the basis of the work carried out, no matters have come to our attention that would cause us to conclude that the Terna Group's NFS for the year ended 31

December 2021 has not been prepared, in all material aspects, in compliance with the requirements of arts 3 and 4 of the Decree and GRI Standards.”

On 7 April 2022, the Independent Auditors also presented the Board of Statutory Auditors with the additional report required by art. 11 of Regulation (EU) 537/2014, in which the auditors do not identify any significant issues or shortcomings relating to the system of internal controls over financial reporting, to be brought to the attention of persons involved in the governance of the Company. The Board of Statutory Auditors will inform the Company’s Board of Directors of the outcome of the statutory audit, providing the Directors with the additional report required by art. 11 of Regulation (EU) 537/2014, accompanied by any observations, pursuant to art. 19 of Legislative Decree 39/2010, as amended by Legislative Decree 135/2016, and EU Regulation 537/2014.

In their additional report required by art. 11 of Regulation (EU) 537/2014, the Independent Auditors have presented the Board of Statutory Auditors with the declaration regarding their independence, as required by art. 6 of Regulation (EU) 537/2014, which does not contain evidence of any situations that might compromise such independence.

The Independent Auditors received attestation and other engagements during 2021, as described in the Annual Financial Report for 2021, prepared in accordance with art. 149-*duodecies* of the Regulations for Issuers.

The fees for these engagements amount to € 93,816 and break down as follows:

- audit of unbundling for ARERA	€ 8,055
- opinion on payment of the interim dividend	€ 16,370
- issue of EMTN comfort letters and other documents	€ 19,644
- attestation of Non-Financial Statement	€ 15,747
- Green Bond Report	€ 34,000

3. OTHER ASSETS

3.1 Method for effective implementation of corporate governance rules

In carrying out its duties, as required by art. 2403 of the Italian Civil Code and art. 149 of the CLF, the Board of Statutory Auditors monitored effective implementation of the corporate governance rules provided for in the corporate governance codes Terna has stated that it has adopted. The

Company adheres to the Corporate Governance Code drawn up by Borsa Italiana's Corporate Governance Committee and has prepared, pursuant to art. 123-*bis* of the CLF, the annual "Report on Corporate Governance and Ownership Structures".

The report provides information on, among other things (i) ownership structures; (ii) the corporate governance rules adopted; (iii) the internal control and risk management system; (iv) procedures for General Meetings of shareholders; (v) shareholder rights and how they are exercised; (vi) composition and terms of reference of the management and oversight bodies and board committees.

The Board of Directors approved the "Report on Corporate Governance and Ownership Structures" on 17 March 2022.

The Board of Statutory Auditors has verified correct application of the criteria and procedures adopted by the Board of Directors for assessing the independence of its members in accordance with the new procedure adopted by the Board of Directors on 26 January 2022.

The Board of Directors, with the assistance of an external consulting firm, has conducted a board review, with the findings discussed at the meeting held on 23 February 2022 and described in Terna's Report on Corporate Governance.

3.2 Remuneration policies

The Board of Statutory Auditors has audited the processes involved in drawing up the Company's remuneration policies, with particular regard to the criteria used in determining the remuneration of the Chief Executive Officer and Senior Managers with strategic responsibilities, providing, where required by law, the related opinions. Following the proposal of the Remuneration Committee, the Board of Directors' meeting of the 24 March 2022 approved the "Annual Remuneration Report", prepared pursuant to art. 123-*ter* of the CLF and in compliance with art. 5 of the Corporate Governance Code.

3.3 Omissions or shortcomings, opinions provided and initiatives undertaken

The Board of Statutory Auditors did not receive any complaints pursuant to art. 2408 of the Italian Civil Code, nor did we receive any petitions from third parties in 2021.

The Board of Statutory Auditors also expressed the opinions required by law, in particular regarding the remuneration of Directors holding special office.

On the basis of our activities and the information obtained, the Board of Statutory Auditors is not aware of any omissions, shortcomings, irregularities or any other circumstances that require reporting to the supervisory authorities or mention in this report.

3.4 Non-Financial Statement

In carrying out its duties, the Board of Statutory Auditors oversaw compliance with the provisions of Legislative Decree 254 of 30 December 2016 and of the CONSOB Regulation implementing the Decree and adopted in Resolution 20267 of 18 January 2018. This above all regards the process involved in preparation and the content of the Non-financial Statement ("NFS") prepared by Terna.

The NFS was approved at the Board of Directors' meeting of 17 March 2022, as a document included in the report on operations for the year ended 31 December 2021.

The Independent Auditors issued their report on the NFS pursuant to art. 3, paragraph 10 of Legislative Decree 254/2016 on 7 April 2022. The report states that no matters have been brought to the attention of the independent auditors that would cause them to conclude that the Terna Group's NFS for the year ended 31 December 2021 has not been prepared, in all material aspects, in compliance with the requirements of arts 3 and 4 of Legislative Decree 254/2016 and the Global Reporting Initiative Standards (GRI Standards).

The Board of Statutory Auditors obtained, partly through participation in Audit and Risk Committee meetings, periodic updates on the preparation of the NFS and, in carrying out its duties, has not become aware of any breaches of the related legislation.

3.5 Review of the Board of Statutory Auditors

In accordance with Standard Q.1.1 in the Standards of Conduct for the Boards of Statutory Auditors of Listed Companies, the Board of Statutory Auditors has, with the assistance of an external consulting firm, conducted a review of our composition, size and performance, with the outcome of the Review presented to the Board of Directors at the meeting held on 23 February 2022. With regard to the requirements and competencies of individual members and of the Board as a whole, the Review confirmed that:

- in addition to satisfying the related integrity and professional requirements, and there being no evidence of the grounds for disqualification provided for in the relevant legislation, all the Standing Auditors meet the independence requirements provided for in the Corporate Governance Code;

- the Board of Statutory Auditors guarantees the gender and age diversity of its members;
- each Standing Auditor possesses ample knowledge and experience in several areas of expertise;
- the Board of Statutory Auditors possesses an adequate level of expertise overall.

4. CONCLUSIONS

Based on the above, and considering the content of the reports issued by the Independent Auditors, and the attestations released jointly by the Chief Executive Officer and the Manager responsible for financial reporting, the Board of Statutory Auditors, within the scope of our responsibilities, expresses a favourable opinion on approval of Terna's financial statements for the year ended 31 December 2021 and on the appropriation of profit for the year of € 735,248,526.11 as proposed by the Board of Directors.

Rome, 7 April 2022

The Board of Statutory Auditors

Mario M. Busso	(Chairman)
Raffaella Fantini	(Standing Auditor)
Vincenzo Simone	(Standing Auditor)

INDEPENDENT AUDITOR'S REPORT
PURSUANT TO ARTICLE 14 OF LEGISLATIVE DECREE No. 39 OF JANUARY 27, 2010
AND ARTICLE 10 OF THE EU REGULATION 537/2014

To the Shareholders of
Terna S.p.A.

REPORT ON THE AUDIT OF THE FINANCIAL STATEMENTS

Opinion

We have audited the financial statements of Terna S.p.A. (the "Company"), which comprise the statement of financial position as at 31 December 2021, the income statement, the statement of comprehensive income, the statement of changes in equity and the statement of cash flows for the year then ended, and notes to the financial statements, including a summary of significant accounting policies.

In our opinion, the accompanying financial statements give a true and fair view of the financial position of the Company as at 31 December 2021, and of its financial performance and its cash flows for the year then ended in accordance with International Financial Reporting Standards as adopted by the European Union and the requirements of national regulations issued pursuant to art. 9 of Italian Legislative Decree no. 38/05.

Basis for Opinion

We conducted our audit in accordance with International Standards on Auditing (ISA Italia). Our responsibilities under those standards are further described in the *Auditor's Responsibilities for the Audit of the Financial Statements* section of our report. We are independent of the Company in accordance with the ethical requirements applicable under Italian law to the audit of the financial statements. We believe that the audit evidence we have obtained is sufficient and appropriate to provide a basis for our opinion.

Key Audit Matters

Key audit matters are those matters that, in our professional judgment, were of most significance in our audit of the financial statements of the current period. These matters were addressed in the context of our audit of the financial statements as a whole, and in forming our opinion thereon, and we do not provide a separate opinion on these matters.

Ancona Bari Bergamo Bologna Brescia Cagliari Firenze Genova Milano Napoli Padova Parma Roma Torino Treviso Udine Verona

Sede Legale: Via Tortona, 25 - 20144 Milano | Capitale Sociale: Euro 10.328.220,00 i.v.

Codice Fiscale/Registro delle Imprese di Milano Monza Brianza Lodi n. 03049560166 - R.E.A. n. MI-1720239 | Partita IVA: IT 03049560166

Il nome Deloitte si riferisce a una o più delle seguenti entità: Deloitte Touche Tohmatsu Limited, una società inglese a responsabilità limitata ("DTTL"), le member firm aderenti al suo network e le entità a esse correlate. DTTL e ciascuna delle sue member firm sono entità giuridicamente separate e indipendenti tra loro. DTTL (denominata anche "Deloitte Global") non fornisce servizi ai clienti. Si invita a leggere l'informativa completa relativa alla descrizione della struttura legale di Deloitte Touche Tohmatsu Limited e delle sue member firm all'indirizzo www.deloitte.com/about.

Investments for the operation and development of the electricity transmission grid, relevant for the purposes of determining the transmission and dispatching activities charges

Description of the key audit matter As of 31 December 2021, the Company accounts in “Property, Plant, and Equipment” and “Intangible Assets”, respectively equal to Euro 13.447 million and Euro 354 million, mainly related to investments made for operation and development of the Italian national transmission grid (NTG) for high and extra-high voltage power. Investments made in the financial year relating to these items totalled Euro 1.377 million.

The Company operates as a natural monopoly and within a market regulated by the Italian Regulatory Authority for Energy, Networks and Environment (Autorità di Regolazione per Energia Reti e Ambiente, “ARERA”), which defines, among the others, the rules for the remuneration of the transmission and dispatching services. In particular, the regulated revenues for these services are determined annually by ARERA and provide for recognition of a predefined return on the regulatory net invested capital recognized (RAB – Regulated Asset Base), of the relative depreciation and of some operating expenses. The RAB value is determined by ARERA mainly through the revalued historical cost method.

We believe that investments for the operation and development of the electricity transmission grid represent a key audit matter for the Company’s financial statements as of 31 December 2021 due to: (i) the relevance of the tangible and intangible assets related to operation and development of the electricity transmission grid compared to the Company’s total assets, (ii) the relevance of the investments made during the year, (iii) their impact in determining the fees for the transmission and dispatching services.

Notes “11. Property, Plant, and Equipment “ and “13 Intangible Assets” of the financial statements include the disclosure on the investments for the operation and development of the electricity transmission grid.

Audit procedures performed With reference to investments for the operation and development of the electricity transmission grid, our audit procedures included, among the others, the following:

- understand the processes for recognition of such investments in the financial statements;
- understand the relevant controls implemented by the Company in relation to these processes and assessment of their operating effectiveness;

- comparative analysis of the items “Property, Plant, and Equipment” and “Intangible Assets”, as well as critical analysis of the composition of investments made during the year related to these items, including the analysis of any unusual item;
- with reference to investments and disposals occurred during the year, selection of a sample of transactions and test of the compliance with the capitalization and disposal criteria provided by accounting standards;
- test, on a sample basis, the accurate start of amortisation and depreciation when the asset is available for use for tangible assets under construction and intangible assets under development, even through the analysis of their aging;
- test the correct application of the depreciation rate with respect to the asset category and recalculation of the amortisation and depreciation for the year.

Finally, we assessed the adequacy of the disclosure provided in the notes to the financial statements and its compliance with the accounting standards.

Responsibilities of the Directors and the Board of Statutory Auditors for the Financial Statements

The Directors are responsible for the preparation of financial statements that give a true and fair view in accordance with International Financial Reporting Standards as adopted by the European Union and the requirements of national regulations issued pursuant to art. 9 of Italian Legislative Decree no. 38/05 and, within the terms established by law, for such internal control as the Directors determine is necessary to enable the preparation of financial statements that are free from material misstatement, whether due to fraud or error.

In preparing the financial statements, the Directors are responsible for assessing the Company’s ability to continue as a going concern, disclosing, as applicable, matters related to going concern and using the going concern basis of accounting unless they have identified the existence of the conditions for the liquidation of the Company or for the termination of the operations or have no realistic alternative to such choices.

The Board of Statutory Auditors is responsible for overseeing, within the terms established by law, the Company’s financial reporting process.

Auditor’s Responsibilities for the Audit of the Financial Statements

Our objectives are to obtain reasonable assurance about whether the financial statements as a whole are free from material misstatement, whether due to fraud or error, and to issue an auditor’s report that includes our opinion. Reasonable assurance is a high level of assurance, but is not a guarantee that an audit conducted in accordance with International Standards on Auditing (ISA Italia) will always detect a material misstatement when it exists.

Misstatements can arise from fraud or error and are considered material if, individually or in the aggregate, they could reasonably be expected to influence the economic decisions of users taken on the basis of these financial statements.

As part of an audit in accordance with International Standards on Auditing (ISA Italia), we exercise professional judgment and maintain professional skepticism throughout the audit. We also:

- Identify and assess the risks of material misstatement of the financial statements, whether due to fraud or error, design and perform audit procedures responsive to those risks, and obtain audit evidence that is sufficient and appropriate to provide a basis for our opinion. The risk of not detecting a material misstatement resulting from fraud is higher than for one resulting from error, as fraud may involve collusion, forgery, intentional omissions, misrepresentations, or the override of internal control.
- Obtain an understanding of internal control relevant to the audit in order to design audit procedures that are appropriate in the circumstances, but not for the purpose of expressing an opinion on the effectiveness of the Company's internal control.
- Evaluate the appropriateness of accounting policies used and the reasonableness of accounting estimates and related disclosures made by the Directors.
- Conclude on the appropriateness of management's use of the going concern basis of accounting and, based on the audit evidence obtained, whether a material uncertainty exists related to events or conditions that may cast significant doubt on the Company's ability to continue as a going concern. If we conclude that a material uncertainty exists, we are required to draw attention in our auditor's report to the related disclosures in the financial statements or, if such disclosures are inadequate, to modify our opinion. Our conclusions are based on the audit evidence obtained up to the date of our auditor's report. However, future events or conditions may cause the Company to cease to continue as a going concern.
- Evaluate the overall presentation, structure and content of the financial statements, including the disclosures, and whether the financial statements represent the underlying transactions and events in a manner that achieves fair presentation.

We communicate with those charged with governance, identified at an appropriate level as required by ISA Italia, regarding, among other matters, the planned scope and timing of the audit and significant audit findings, including any significant deficiencies in internal control that we identify during our audit.

We also provide those charged with governance with a statement that we have complied with relevant ethical requirements regarding independence applicable in Italy, and to communicate with them all relationships and other matters that may reasonably be thought to bear on our independence and, where applicable, related safeguards.

From the matters communicated with those charged with governance, we determine those matters that were of most significance in the audit of the financial statements of the current period and are therefore the key audit matters. We describe these matters in our auditors' report.

Other information communicated pursuant to art. 10 of the EU Regulation 537/2014

The Shareholders' Meeting of Terna S.p.A. has appointed us on 8 May 2019 as auditors of the Company for the years from 31 December 2020 to 31 December 2028.

We declare that we have not provided prohibited non-audit services referred to in art. 5 (1) of EU Regulation 537/2014 and that we have remained independent of the Company in conducting the audit.

We confirm that the opinion on the financial statements expressed in this report is consistent with the additional report to the Board of Statutory Auditors, in its role of Audit Committee, referred to in art. 11 of the said Regulation.

REPORT ON OTHER LEGAL AND REGULATORY REQUIREMENTS

Opinion on the compliance with the provisions of the Delegated Regulation (EU) 2019/815

The Directors of Terna S.p.A. are responsible for the application of the provisions of the European Commission Delegated Regulation (EU) 2019/815 with regard to the regulatory technical standards on the specification of the single electronic reporting format (ESEF – European Single Electronic Format) (hereinafter referred to as the "Delegated Regulation") to the financial statements, to be included in the annual financial report.

We have carried out the procedures set forth in the Auditing Standard (SA Italia) n. 700B in order to express an opinion on the compliance of the financial statements with the provisions of the Delegated Regulation.

In our opinion, the financial statements have been prepared in XHTML format in accordance with the provisions of the Delegated Regulation.

Opinion pursuant to art. 14, paragraph 2 (e), of Legislative Decree 39/10 and art. 123-bis, paragraph 4, of Legislative Decree 58/98

The Directors of Terna S.p.A. are responsible for the preparation of the report on operations and the report on corporate governance and ownership structure of Terna S.p.A. as at 31 December 2021, including their consistency with the related financial statements and their compliance with the law.

We have carried out the procedures set forth in the Auditing Standard (SA Italia) n. 720B in order to express an opinion on the consistency of the report on operations and some specific information contained in the report on corporate governance and ownership structure set forth in art. 123-bis, n. 4 of Legislative Decree 58/98 with the financial statements of Terna S.p.A. as at 31 December 2021 and on their compliance with the law, as well as to make a statement about any material misstatement.

In our opinion, the above-mentioned report on operations and information contained in the report on corporate governance and ownership structure are consistent with the financial statements of Terna S.p.A. as at 31 December 2021 and are prepared in accordance with the law.

With reference to the statement referred to in art. 14, paragraph 2 (e), of Legislative Decree 39/10, made on the basis of the knowledge and understanding of the entity and of the related context acquired during the audit, we have nothing to report.

DELOITTE & TOUCHE S.p.A.

Signed by
Domenico Falcone
Partner

Rome, Italy
7 April 2022

This independent auditor's report has been translated into the English language solely for the convenience of international readers. Accordingly, only the original text in Italian language is authoritative.





GREEN BOND REPORT 2021

Green Bond Report 2021

Since 2018, Terna has issued **five green bonds** as part of its €9,000,000,000 Euro Medium Term Notes (EMTN) programme:

- on 16 July 2018, Terna successfully launched its first green bond issue, worth €750 million and having a 5-year term;
- on 10 January 2019, the Company launched a fixed-rate green bond issue in the form of a private placement, amounting to €250 million, having reopened the bond issue announced to the market on 16 July 2018;
- on 3 April 2019, the Company launched an issue of euro-denominated green bonds with a total nominal value of €500 million and a 7-year term;
- on 17 July 2020, Terna successfully placed a new green bond amounting to €500 million and having a 12-year term;
- on 16 June 2021, Terna launched a new green bond issue amounting to €600 million and having an 8-year term.

The net proceeds from the issues are being used to fund the Company's **Eligible Green Projects**, selected on the basis of the **Green Bond Principles** issued in 2018 and subsequent amendments published by the International Capital Market Association ("ICMA").

At 31 December 2021, Terna had drawn up and published three Green Bond Frameworks to enhance the transparency and the quality of the green bonds issued.

The first was adopted on 16 July 2018 and the second on 15 July 2020, whilst the third was published on 15 June 2021. Subsequently, on 31 December 2021, Terna published a further updated version of its **Green Bond Framework**. These Frameworks and the second party opinions provided by the independent advisor, Vigeo Eiris, are available to the public on the Company's website (www.terna.it).

In this regard, it should be noted that the first three bond issues are covered by the Green Bond Framework drawn up in 2018, the fourth bond issue is covered by the Green Bond Framework of July 2020, and the bond issue of 16 June 2021 was issued in accordance with the updated Green Bond Framework of June 2021.

Vigeo Eiris has assessed the contribution of all Terna's bond issues to sustainability, assigning them the best possible rating. Vigeo Eiris has also expressed an opinion on the issuer's overall approach to managing ESG issues, judging Terna to be at an "advanced" level¹. In its latest Second Party Opinion, the rating agency also classed Terna's framework to be consistent with the recommendations in the Taxonomy Climate Delegated Act².

¹ Level of evaluation used by Vigeo Eiris – Performance: Advanced, Robust, Moderate, Weak.

² Delegated Regulation (EU) 2021/2139 of the European Commission, dated 4 June 2021.

Finally, Vigeo Eiris considered the Eligible Green Projects to be in line with the following UN SDGs:

UN SDGs

<p>7 ENERGIA PULITA E ACCESSIBILE</p> 	<p>9 IMPRESE, INNOVAZIONE E INFRASTRUTTURE</p> 	<p>13 AGIRE PER IL CLIMA</p> 	<p>15 VITA SULLA TERRA</p> 
<p>Ensure universal access to affordable, reliable and modern energy services.</p>	<p>Build resilient infrastructure, promote inclusive and sustainable industrialization and foster innovation.</p>	<p>Take urgent action to combat climate change and its impacts.</p>	<p>Protect, restore and promote sustainable use of terrestrial ecosystems, sustainably manage forests, combat desertification, and halt and reverse land degradation and halt biodiversity loss.</p>

With this report, Terna is delivering on its commitment, made at the time of the bond issues, to report annually on its use of the proceeds and the environmental benefits resulting from the projects financed with those proceeds.

In addition to updating the report on the issues of April 2019 and July 2020, this edition of the Green Bond Report provides information for the first time on the issue carried out in June 2021.

As noted in the previous reports, the proceeds from the bond issues of 16 July 2018 and 10 January 2019 have been fully allocated and accounted for (see page 5 of the Green Bond Report 2020 and the Green Bond Report 2019 from page 251 of the Sustainability Report for 2019).

The indicators shown in the following tables have been determined in accordance with the “Green Bond Framework”, showing the relevant amounts, how the proceeds have been allocated and the main environmental benefits for each environmental category within which the projects must fall in order to qualify as “eligible”.

The various categories of environmental benefit indicated in the three Green Bond Framework published as of 31 December 2021 are shown below:

CATEGORY OF ENVIRONMENTAL BENEFIT	DESCRIPTION
Renewable energy	<p>Projects designed to boost renewable energy production:</p> <ul style="list-style-type: none"> • Connecting renewable energy plants (grid infrastructure designed to directly connect renewable energy plants to the transmission grid); • Integrating renewable energy production, improving the stability of the grid (grid infrastructure that enables a greater volume of renewable energy to be injected into the transmission grid, by, for example, relieving congestion in a certain part of the grid).
Energy efficiency	<p>Projects designed to reduce the CO₂ emissions produced by the electricity system by reducing grid losses:</p> <ul style="list-style-type: none"> • Grid infrastructure that enhances transmission efficiency (reducing the difference between power produced and energy consumed, all other conditions being equal).
Soil use & Biodiversity	<p>Projects that aim to reduce soil use and the impact on terrestrial biodiversity:</p> <ul style="list-style-type: none"> • Optimisation of the grid, involving the demolition of kilometres of existing overhead line. Demolition of the lines reduces the permanent occupation of land by overhead lines and the need to cut back the surrounding vegetation. The greatest impact occurs when overhead lines cross areas of environmental interest, such as nature reserves, wetlands and other protected areas. In addition, the demolitions also eliminate the albeit low risk of birds colliding with power lines. Finally, it should be noted that the projects in this category – such as putting cables underground – also reduce the visual impact of electricity infrastructure, an aspect considered one of the most significant impacts by local stakeholders.
Quality, security and resiliency of electricity transportation Infrastructure	<p>Projects that aim to ensure the quality, security and resiliency of electricity transportation infrastructure:</p> <ul style="list-style-type: none"> • Projects included in the National Development Plan, focusing on the quality and security of the service by resolving operational issues that are in part linked with the ecological transition, involving the decommissioning of thermoelectric plants and the integration of renewable sources. • Investment in the construction of new power lines and/or substations with the aim of boosting the resiliency of the national transmission grid ("NTG") in the areas of Italy most exposed to extreme climate events (e.g., high winds, snow and ice).

Allocation reporting

Information on how the proceeds from the bond issues of April 2019, July 2020 and June 2021 have been used is provided below, showing aggregate amounts and data for each Eligible Green Project at 31 December 2021.

The following tables also show, for the three bonds, the percentage of the proceeds allocated to refinance parts of projects yet to be completed and to refinance projects already completed at the date of the bond issue (% refinanced out of the total) and the balance of unallocated funds and/or funds still held by the issuer at 31 December 2021.

Finally, with regard to the issues of July 2018 and January 2019, the related proceeds had been fully allocated by the time of the previous reports. As a result, the issues are not covered in this report (further details are provided on page 5 of the Green Bond Report 2020 and on page 251 of the Green Bond Report 2019).

ISSUE OF 3 APRIL 2019

DESCRIPTION OF INDICATOR	VALORE (€)
Total amount for basket of projects included in the Green Bond	528,177,132
% of basket refinanced	44
Net Green Bond proceeds	498,430,000
Green Bond proceeds allocated at 31 December 2021	379,094,271
Funds/equivalent funds held by the issuer at 31 December 2021	119,335,729

CATEGORY OF ELIGIBLE GREEN PROJECT	ELIGIBLE GREEN PROJECT	AMOUNT INCLUDED IN GB (€)	PROCEEDS ALLOCATED AT 31 DECEMBER 2021 (€)
Renewable energy	CAPRI-MAINLAND AND SORRENTO INTERCONNECTION	67,446,846	75,164,232
	150kV OPPIDO SUBSTATION	5,419,541	5,560,760
	150kV FOGGIA SUBSTATION/ CONNECTION OF RENEWABLES	3,850,529	3,970,114
	UPGRADE 150kV PUGLIA WIND FARM COLLECTOR	14,430,564	13,851,980
	380kV FOGGIA - BENEVENTO II POWER LINE	74,088,460	75,093,363
	REORGANISATION NORTH CALABRIA GRID	5,998,089	4,012,235
	380kV SORGENTE - RIZZICONI POWER LINE	3,810,065	3,968,233
	CARDANO-NEW ARMoured CABLE	9,611,345	9,882,571
	150kV CASTROCUCCO - MARATEA LINE	2,000,000	-
	380kV SUBSTATION FOR FOGGIA-BENEVENTO AREA WIND FARMS	55,849,694	14,972,101
	RATIONALISATION 220/132kV IN VALLE SABBIA	35,012,603	1,542,301
	WIND ENERGY S.R.L. BONORVA PLANT	4,578,795	4,589,401
	RENEWABLE ENERGY COLLECTOR IN SICILY	10,674,566	10,727,632
	150kV FIUME SANTO-PORTO TORRES LINE	4,801,527	2,493,877
	PHOENIX RENEWABLES CANINO PHOTOVOLTAIC PLANT	203,605	260,216
	132kV PIETRAMALA (FI) - ALL, PARCO E SUBSTATION	6,592,286	6,688,061
	220kV GLORENZA SUBSTATION	2,918,236	-
	380kV BRINDISI SOUTH SUBSTATION	1,936,947	2,227,907
	380kV GARAGUSO SUBSTATION AND CONNECTIONS	6,490,626	7,586,273
	EISACKWERK RIO PUSTERIA	3,405,397	147,340
	WORK ON GRID IN NAPLES-CASERTA AREA	4,028,000	4,803,729
	150kV PICERNO SUBSTATION FOR CONNECTIONS	233,663	133,200
	GRID TO COLLECT RENEWABLE ENERGY IN FOGGIA-BARLETTA AREA	6,339,481	6,368,740
	150kV SAN SEVERO SUBSTATION FOR CONNECTIONS	12,394,098	12,563,076
TOTAL Renewable energy		342,114,963	266,607,341
Energy efficiency	UPGRADE OF THE GRID IN UMBRIA	5,006,665	4,962,020
	ITALY-AUSTRIA INTERCONNECTION	3,901,548	3,931,584
	RATIONALISATION 132kV PIOMBINO AREA	6,270,246	5,833,803
	MONTECORVINO - BENEVENTO	7,030,552	4,256,042
	PATERNÒ - PANTANO - PRIOLO	66,871,640	20,147,982
	NEW CONNECTION IN PROVINCE OF TREVISO	10,043,436	9,787,123
	RATIONALISATION 220kV CITY OF TURIN	38,997,412	22,179,014
	220kV SCHIO SUBSTATION	347,463	347,463
	REORGANISATION OF HV TERAMO VILLANOVA GRID	4,645,945	4,795,571
	220kV GLORENZA-TIRANO-PREMADIO LINE	8,787,424	2,201,413
TOTAL Energy efficiency		151,902,332	78,442,015
Soil use & biodiversity	REORGANISATION 220kV GRID CITY OF NAPLES	31,995,143	33,868,932
	REORGANISATION FLORENCE METROPOLITAN AREA	2,164,694	175,982
TOTAL Soil use & Biodiversity		34,159,837	34,044,914
GRAND TOTAL		528,177,132	379,094,271

The sums of the individual items and the sub-totals shown in the table may differ due to the process of rounding the data presented.

ISSUE OF 17 JULY 2020

DESCRIPTION OF INDICATOR	AMOUNT (€)
Total amount for basket of projects included in the Green Bond	505,609,230
- % of basket refinanced	43
Net Green Bond proceeds	496,865,000
Green Bond proceeds allocated at 31 December 2021	376,799,283
Funds/equivalent funds held by the issuer at 31 December 2021	120,065,717

CATEGORY OF ELIGIBLE GREEN PROJECT	ELIGIBLE GREEN PROJECT	AMOUNT INCLUDED IN GB (€)	PROCEEDS ALLOCATED AT 31 DECEMBER 2021 (€)
Renewable energy	380KV VOLTAPAGO SUBSTATION	3,280,832	3,280,832
	WORK ON THE HV GRID FOR RENEWABLE ENERGY COLLECTION IN BASILICATA	6,214,013	4,248,861
	WORK ON THE HV GRID FOR RENEWABLE ENERGY COLLECTION IN PUGLIA	1,138,831	1,121,963
	WORK ON THE HV GRID FOR RENEWABLE ENERGY COLLECTION IN CAMPANIA	1,412,125	-
	OPPIMITTI CONNECTION	8,293,917	8,601,760
	ROTELLO SUBSTATION	23,895,048	24,182,909
	ASCOLI SATRIANO SUBSTATION	4,152,349	4,152,349
	WORK ON THE HV GRID FOR RENEWABLE ENERGY COLLECTION IN BETWEEN CAMPANIA AND MOLISE	892,830	892,830
	220KV GLORENZA SUBSTATION	10,247,198	7,400,669
	150KV GOLETO-AVELLINO NORTH POWER LINE	819,844	720,798
	TERME DI BRENNERO-BOLZANO RAILWAY LINE	370,000	-
	ARVIER HYDROELECTRIC CONNECTION	620,134	610,191
	AW2 WIND FARM CONNECTION	268,363	306,222
	150KV CASTELNUOVO DI CONZA INTERCONNECTOR SUBSTATION	259,340	261,279
	INERZIA STORNARELLA CONNECTION	50,000	-
	BELEOLICO TORRE TRIOLO CONNECTION	4,500,000	-
	LIGURIA-TUSCANY WIND FARM CONNECTION	1,253,825	1,728,500
	SYNCHRONOUS COMPENSATORS FOR MAIDA SUBSTATION ³	27,408,667	-
	SYNCHRONOUS COMPENSATORS FOR MATERA SUBSTATION ³	27,368,308	28,872,246
	SYNCHRONOUS COMPENSATORS FOR FOGGIA SUBSTATION	19,456,523	19,453,235
	SYNCHRONOUS COMPENSATORS FOR CANDIA SUBSTATION	14,583,015	14,028,066
	SYNCHRONOUS COMPENSATORS FOR FANO SUBSTATION	16,005,007	14,326,280
	SYNCHRONOUS COMPENSATORS FOR GARIGLIANO SUBSTATION	17,483,534	17,784,967
	380KV FOGGIA – VILLANOVA POWER LINE	103,157,397	103,406,271
	VALLE SABBIA	20,058,007	624,469
	SYNCHRONOUS COMPENSATORS FOR BRINDISI PIGNICELLE SUBSTATION	24,111,378	21,518,293
	TOTAL Renewable energy	337,300,485	277,522,989
Energy efficiency	RATIONALISATION IN CITY OF MILAN	5,498,475	5,818,251
	RATIONALISATION OF NORTH-WEST TURIN AREA	2,226,968	2,225,677
	REORGANISATION OF ROME METROPOLITAN AREA	2,912,034	604,154
	REORGANISATION OF PALERMO METROPOLITAN AREA	38,893,036	38,844,042
	380KV MAGENTA SUBSTATION	28,199,834	6,377,704
	TOTAL Energy efficiency	77,730,346	53,869,827
Soil use & biodiversity	RATIONALISATION IN CITY OF TURIN	6,662,775	6,662,775
	380KV SORGENTE – RIZZICONI POWER LINE	35,188,011	5,972,649
	REORGANISATION OF 220KV GRID IN CITY OF NAPLES	36,386,859	29,095,065
	REORGANISATION OF FLORENCE METROPOLITAN AREA	11,398,963	1,833,216
	150KV CASTROCUCCO – MARATEA POWER LINE	941,790	1,842,760
	TOTAL Soil use & Biodiversity	90,578,399	45,406,466
GRAND TOTAL		505,609,230	376,799,283

The sums of the individual items and the sub-totals shown in the table may differ due to the process of rounding the data presented.

³ Amount adjusted with respect to the Report for 2020 after recalculation following the EIB loan obtained on 13 July 2021.

ISSUE OF 16 JUNE 2021

DESCRIPTION OF INDICATOR	AMOUNT (€)
Total amount for basket of projects included in the Green Bond	615,049,714
- % of basket refinanced ⁴	11
Net Green Bond proceeds	597,594,000
Green Bond proceeds allocated at 31 December 2021	87,231,771
Funds/equivalent funds held by the issuer at 31 December 2021	510,362,229

CATEGORY OF ELIGIBLE GREEN PROJECT	ELIGIBLE GREEN PROJECT	AMOUNT INCLUDED IN GB (€)	PROCEEDS ALLOCATED AT 31 DECEMBER 2021 (€)
Renewable energy	SYNCHRONOUS COMPENSATOR VILLANOVA	38,754,349	-
	SYNCHRONOUS COMPENSATOR CODRONGIANOS	30,151,656	-
	SYNCHRONOUS COMPENSATOR SUVERETO	27,048,257	-
	SYNCHRONOUS COMPENSATOR ROSARA	28,789,035	-
	132KV PRATI DI VIZZE-STEINACH POWER LINE	10,680,389	11,886,794
	132KV APECCHIO SUBSTATION	2,271,044	2,474,383
TOTAL Renewable energy		137,694,729	14,361,177
Quality, security and resiliency of electricity transportation infrastructure	UPGRADE 132KV GENOVA METROPOLITAN AREA	23,441,188	20,941,711
	380-150KV PALO DEL COLLE SUBSTATION	9,260,109	9,262,291
	UPGRADE OF NORD SCHIO GRID	7,654,036	7,608,369
	REORGANISATION UPPER BELLUNESE AREA	30,355,790	16,105,407
	380KV UDINE WEST-REDIPUGLIA POWER LINE	15,853,347	8,877,618
	ITALY-FRANCE INTERCONNECTOR	155,384,449	-
	132KV ELBA-MAINLAND POWER LINE	89,862,355	-
	REORGANISATION OF SORRENTINA PENINSULA GRID	7,027,677	8,899,053
	380KV COLUNGA-CALENZANO POWER LINE	92,938,967	1,176,145
	132KV RICCIONE-RIMINI RING	45,577,068	-
TOTAL quality, security and resiliency of electricity transportation infrastructure		477,354,985	72,870,594
GRAND TOTAL		615,049,714	87,231,771

The sums of the individual items and the sub-totals shown in the table may differ due to the process of rounding the data presented.

The above tables show the names of eligible projects, coinciding with wide-ranging, complex interventions made up of numerous individual projects and minor works. Each bond (April 2019, July 2020 and June 2021) may have financed different parts of the same intervention. For this reason, a number of eligible projects, represented by different amounts, have been financed by more than one bond⁵.

Given the nature of the projects financed, each intervention may contribute to achieving a number of environmental benefits. In the above table, the inclusion of an individual project in a category of benefit was based on economic criteria..

⁴ In accordance with the commitment given in the Green Bond Framework of June 2021, the refinanced projects were completed within 36 months of the latest annual financial statements prior to the date of issue of the relevant Green Bond (16 June 2021).

⁵ For example: reorganisation of Florence metropolitan area, reorganisation of the grid serving the city of Naples and the 150kV Castrocuoco-Maratea power line.

Impact reporting

This section details the impact and the benefits associated with the four categories of Eligible Green Project financed by each of the three Green Bonds issued by Terna and accounted for in this Report. The percentages indicate the proportion of the benefits that can be associated with the stage of completion of the projects (works that have entered service) at 31 December 2021.

For a better understanding of the data relating environmental impacts, the following should be taken into account:

- the impact of the projects in columns A, B and C in the following tables that involve “Connections to renewable energy plants”, “Increased production from renewable sources” and a “Reduction in grid losses” are measured in MW and MWh. The benefit resulting from completion of these projects may also be measured in terms of greenhouse gas emission savings, amounting to 4 million tonnes of CO₂ a year⁶. The above data does not derive from ex-post measurement of the impact of the projects carried out, but are the result of grid simulations, conducted using models that permit a comparison of the ex-ante operation of the electricity system and the related environmental impacts with and without the individual projects. The results of the grid simulations are then used in the cost-benefit analysis applied to the main projects included in the Grid Development Plan. Given that there may be several years between the planning of a project and the start-up of work, the cost-benefit analysis for a project may be repeated to take into account new scenarios and the environmental impacts may change over time. Where projects are not subject to cost-benefit analysis, the value of the related benefits is measured using an approach in line with this method. If there are significant changes to the environmental benefits connected with the projects financed by the Green Bonds, these will be noted in future Green Bond Reports;
- the environmental benefits underpinning the selection of eligible projects – estimated using the same methodological approach described above - are calculated, based on the most conservative scenario, at the level of each project, which, however, generally consists of a series of works that may require many years to complete. The proceeds from the Green Bonds may be used to finance or refinance a part of the previously planned works that have a part to play in completion of the selected projects in the baskets and, in this sense, in obtaining the environmental benefits associated with the projects.

None of the selected projects is the subject of significant proceedings (administrative or final court judgements) resulting in Terna being ordered to pay fines or to act or not act (e.g., prohibitions), or in its employees being found guilty of a criminal offence (full compliance in environmental and socio-economic matters).

⁶ Calculated taking into account the share of total Italian electricity production represented by thermoelectric production in 2021. Allocation for the purposes of the production mix was based on the December 2021 issue of the “Monthly Report on the Electricity System” available on the website at www.terna.it.

ISSUE 3 APRIL 2019

CATEGORY OF ELIGIBLE GREEN PROJECT	OUTPUT & IMPACT INDICATORS									
	A		B		C		D		E	
	Connections to renewable energy plants (MW)	% At 31 December	Increased production from renewable sources (MWh)	% At 31 December	Reduction in grid losses (MWh)	% At 31 December	Laying of underground cables (km)	% At 31 December	Demolition of lines (km)	% At 31 December
Renewable energy	1,671	86	6,140,509	82						
Energy efficiency					188,269	16				
Soil use & biodiversity							18		31	

ISSUE OF 17 JULY 2020

CATEGORY OF ELIGIBLE GREEN PROJECT	OUTPUT & IMPACT INDICATORS									
	A		B		C		D		E	
	Connections to renewable energy plants (MW)	% At 31 December	Increased production from renewable sources (MWh)	% At 31 December	Reduction in grid losses (MWh)	% At 31 December	Laying of underground cables (km)	% At 31 December	Demolition of lines (km)	% At 31 December
Renewable energy	1,472	94	6,185,497	88						
Energy efficiency					265,092	84				
Soil use & biodiversity							42	67	275	87

EMISSIONE DEL 16 GIUGNO 2021

CATEGORIE DI ELIGIBLE GREEN PROJECT	OUTPUT & INDICATORI DELL'IMPATTO					
	A		B		F ⁷	
	Connections to renewable energy plants (MW)	% At 31 December	Increased production from renewable sources (MWh)	% At 31 December	Reduction in energy not supplied (MWh per year)	% At 31 December
Renewable energy	10	100	126,141	18		
Quality, security and resiliency of electricity transportation infrastructure					14,453	

⁷ The table shows the reduction, in MWh, in energy not supplied as a result of the projects included in the category, "Quality, security and resiliency of electricity transportation infrastructure".

Examples of Eligible Green Projects

The following pages show key technical and financial data and details of the environmental benefits for three representative projects in the four categories of benefit taken into account.

CATEGORY: RENEWABLE ENERGY NEW ELECTRICITY SUBSTATION AT GARAGUSO (MT)

The new 380/150kV Garaguso substation has been built to connect renewable energy plants in the Basilicata region to the HV Matera–Aliano line.

Applications for the connection of renewable energy plants to the NTG (the National Transmission Grid) have been received from 7 plants, making a total of 209 MW. The expected increase in renewable energy integrated into the NTG is 475,635 MWh per year.

DESCRIPTION OF INDICATOR	AMOUNT
Total value of the project included in the Bond at 3 April 2019 (planned amount)	6,490,626 €
Proceeds from the green bond allocated to the project at 31 December 2021 (final amount)	7,586,273 €
Connections of renewable energy plants	209 MW
Increase in renewable energy production	475,635 MWh



New Garaguso substation – Category: “Renewable energy”

CATEGORY: ENERGY EFFICIENCY

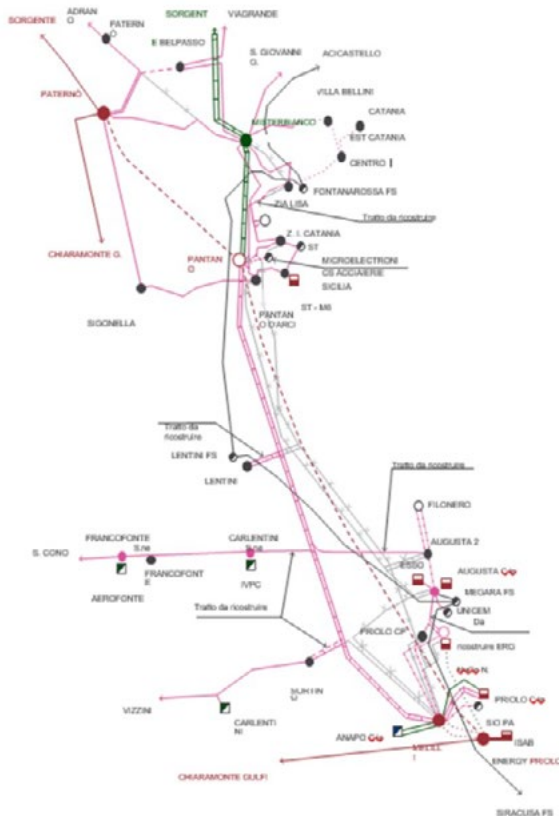
380KV PATERNÒ-PANTANO-PRIOLO POWER LINE (SICILY)

Construction of the 380kV Paternò-Pantano-Priolo power line will result in interconnection of the 380kV grid with the 150kV grid in south-eastern Sicily. This will help to drive not only production at renewable energy plants in the area, but also an increase in service continuity and voltage stability in eastern Sicily.

The upgrade and enlargement of the Melilli, Priolo and Pantano D'Arce electricity substations is also significant as this will strengthen the grid and improve meshing, resulting in further benefits in terms of grid reliability.

Thanks to the above works, we expect to be able to reduce grid losses by at least 13,200 MWh a year, as shown in the following table.

DESCRIPTION OF INDICATOR	AMOUNT
Total value of the project included in the Bond at 3 April 2019 (planned amount)	66,871,640 €
Proceeds from the green bond allocated to the project at 31 December 2021 (final amount)	20,147,982 €
Reduction in grid losses	13,200 MWh



380kV Paternò-Pantano-Priolo power line – Category: “Energy efficiency”

CATEGORY: ENVIRONMENTALLY SUSTAINABLE MANAGEMENT OF LAND USE

REORGANISATION OF THE GRID IN THE CITY OF NAPLES

In order to improve the security of the grid in Naples and eliminate operational constraints, the Company has devised a development plan involving the construction of three new 220kV power lines, reconstruction of the “Main Naples – Caselluccia” line and the demolition of extensive sections of the “Casoria – Naples Levante” line.

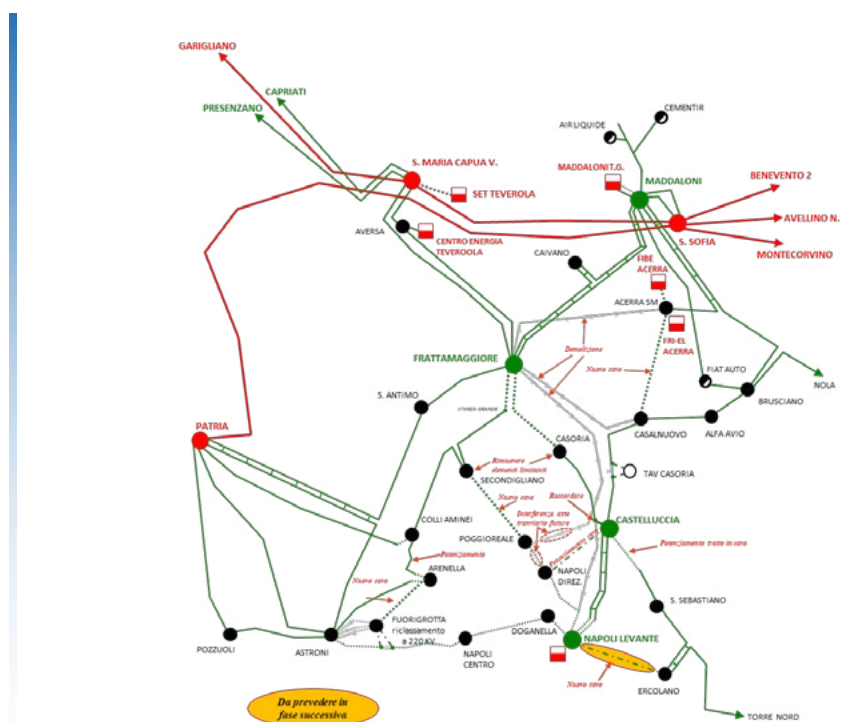
The “Naples Centre” distribution substation is of strategic importance and will be involved in work designed to boost the reliability of the grid.

In addition to laying new cable connections, the project also envisages the decommissioning of a number of 220kV overhead power lines with environmental and social in terms of the reduced amount of land occupied.

Finally, given the age and reliability of the 60kV grid in Naples, many of these lines are due to be reorganised or decommissioned, with major benefits for the quality of electricity supply.

The above works will bring benefits in terms of freeing up land, as the following table shows.

DESCRIPTION OF INDICATOR	VALORE
Total value of the project included in the Bond at 3 April 2019 (planned amount)	31,995,143 €
Proceeds from the green bond allocated to the project at 31 December 2021 (final amount)	33,868,932 €
Construction of underground cable	18 km
Demolition of lines	31 km



Reorganisation of the grid in the city of Naples – Category: “Environmentally sustainable management of land use”

CATEGORY: QUALITY, SECURITY AND RESILIENCY OF ELECTRICITY TRANSPORTATION INFRASTRUCTURE

220KV SCHIO SUBSTATION AND GRID UPGRADE

To boost transformer capacity for the 132kV grid, ensure security at local level and improve the voltage profile in the load area to the west of Vicenza, the grid is to be subject to a wide-ranging reorganisation, with the construction of a new 220/132kV transformer substation, to be appropriately linked to the 132kV grid.

At the same time, the 132kV grid is to be strengthened by removing constraints and increasing quality and security of service.

The overall project is expected to reduce the quantity of energy not supplied by at least 453 MWh per year, as the following table shows.

DESCRIPTION OF INDICATOR	AMOUNT
Total value of the project included in the Bond at 16 June 2021 (planned amount)	7,654,036 €
Proceeds from the green bond allocated to the project at 31 December 2021 (final amount)	7,608,369 €
Reduction in energy not supplied	453 MWh



220kV Schio substation and grid upgrade – Category:
“Quality, security and resiliency of electricity transportation Infrastructure”

Independent

Auditor's Report

INDEPENDENT AUDITOR'S REPORT ON THE SECTIONS "ALLOCATION REPORTING" AND "IMPACT REPORTING" OF THE GREEN BOND REPORT

To the Management of
Terna S.p.A.

We have been engaged to perform a limited assurance engagement on the sections "Allocation reporting" and "Impact reporting" included in the Green Bond Report 2021 (the "Report"). The Report has been prepared by Terna S.p.A. (the "Company") on the basis of the following frameworks (the "Frameworks"): the Framework issued in July 2018 for the Green Bond issued on April 3, 2019 ("GB 3"), the Framework issued in July 2020 for the Green Bond issued on July 17, 2020 ("GB 4") and the Framework issued in June 2021 for the Green Bond issued on June 16, 2021 ("GB 5"). Those Frameworks were defined by the Company in accordance respectively: with the Green Bond Principles issued by ICMA "2018 edition" for the Frameworks of July 2018 and July 2020, and with the Green Bond Principles issued by ICMA "2021 edition" for the Framework of June 2021.

Management's Responsibility for the Report

The Management is responsible for the preparation of the Report in accordance with the Frameworks developed by the Company, that are in accordance to the Green Bond Principles. In particular, the Management is responsible for the preparation of the sections "Allocation reporting" and "Impact reporting". The Management is also responsible for such internal control as they determine is necessary to enable the preparation of the Report that is free from material misstatement, whether due to fraud or error.

Auditor's Independence and quality control

We have complied with the independence and other ethical requirements of the *Code of Ethics for Professional Accountants* issued by the International Ethics Standards Board for Accountants, which is founded on fundamental principles of integrity, objectivity, professional competence and due care, confidentiality and professional behaviour.

Our firm applies International Standard on Quality Control 1 (ISQC Italia 1) and, accordingly, maintains a comprehensive system of quality control including documented policies and procedures regarding compliance with ethical requirements, professional standards and applicable legal and regulatory requirements.

Auditor's responsibility

Our responsibility is to express our conclusion based on the procedures performed about the sections "Allocation reporting" and "Impact reporting". We conducted our work in accordance with the criteria established in the *"International Standard on Assurance Engagements ISAE 3000 (Revised) – Assurance Engagements Other than Audits or Reviews of Historical Financial Information"* ("ISAE 3000 Revised"), issued by the *International Auditing and Assurance Standards Board (IAASB)* for limited assurance engagements. The standard requires that we plan and perform the engagement to obtain limited assurance whether the sections "Allocation reporting" and "Impact reporting" are free from material misstatement. Therefore, the procedures performed in a limited assurance engagement are less than those performed in a reasonable assurance engagement in accordance with ISAE 3000 Revised, and, therefore, do not enable us to obtain assurance that we would become aware of all significant matters and events that might be identified in a reasonable assurance engagement.

The procedures performed on the sections "Allocation reporting" and "Impact reporting" are based on our professional judgement and included inquiries, primarily with company personnel responsible for the preparation of the information included in the sections "Allocation reporting" and "Impact reporting", analysis of documents, recalculations and other procedures aimed to obtain evidence as appropriate.

Specifically, we carried out the following main procedures:

- analysis of the second party opinion which addresses the applicability of the "Eligible Green Project" categories used in the preparation of the use of proceeds data and the environmental benefits;
- analysis of the design and the implementation of the reporting processes and controls regarding the use of proceeds data and the environmental benefits related to the Green Bonds;
- interviews with the Management in order to understand criteria and processes underlying the generation, the detection and the management of relevant qualitative and quantitative information included in the sections "Allocation reporting" and "Impact reporting";
- reconciliation and verification of quantitative data included in the sections "Allocation reporting" and "Impact reporting";
- interviews with relevant staff at corporate and business level responsible for the use of proceeds and the environmental benefits data gathering and consolidation;
- sample analysis performed through the internal and external documentation gathering and analysis, in order to verify the coherence of the information included in the sections "Allocation reporting" and "Impact reporting" to the Green Bond Principles;
- obtaining the representation letter about the accuracy and the completeness of the information included in the Report and of those provided to us.

Conclusion

Based on the work performed, nothing has come to our attention that causes us to believe that the sections “Allocation reporting” and “Impact reporting” included in the 2021 Green Bond Report of Terna S.p.A., are not prepared, in all material aspects, in accordance with the Frameworks.

DELOITTE & TOUCHE S.p.A.

Signed by
Monica Palumbo
Partner

Milan, Italy
April 7, 2022

This report has been translated into the English language solely for the convenience of international readers.





All pictures are property of Terna.

www.terna.it

Mercurio GP
Milan

Strategic advisory
Creative concept
Graphic design
Layout
Editing

www.mercuriogp.eu

Password Language Services S.r.l.
Rome

Translation

