



CORPORATE SUSTAINABILITY

# **ENVIRONMENTAL** STATEMENT 2021

Global Compact Report Wieland Division  
Bamberg + Sokolov + Čačák locations.

# HELLO WIELAND ELECTRIC

---

**Tradition and innovation - Wieland is representing the synergy of these two guiding principles for more than 100 years.**

At Wieland Electric, we are proud to be the world market leader in electrical connections, and have been focusing on safe and innovative technologies since our founding. The beginnings of our success lie in the legendary Wieland Clamp, the first-ever safe electrical connector. Since then, innovation has pushed us to develop safer and more efficient ways to electrify the world.

Expanding from a component-only manufacturer, we are now one of the leading suppliers of innovative, future-oriented, and complete electrical solutions. We divide our focus into two main areas, Building and Industry. Our Building Solutions focus on decentralized power distribution and pluggable connections in all kinds of architectures and infrastructures. From in-store displays and lighting to hospitals and airports, and any structure in between – you build it, we power it! Our Industry Solutions center around functional safety for machines, industrial networking (IIoT and VPN), and power distribution. At Wieland, we keep your productivity going in mechanical engineering, wind power, material handling, HVAC, and many other industries.

We are at our customers' side in every step of the project, right from the start. Our experts offer consulting, on-site services, and technical support. We see ourselves as service providers, trainers and subject-matter experts.



**1910**

Founded in  
Bamberg



**1600+**

Employees  
worldwide



**5**

Production  
sites



**70+**

Countries  
worldwide

# CONTENTS

---

<b>05</b>	The Global Compact – Implemented at Wieland Electric
<b>06</b>	<b>Global Compact</b>
<b>07</b>	The Wieland Group
<b>08</b>	<b>Corporate Sustainability. Mission statement</b>
10	Determined commitment to health + safety
12	Social responsibility to society
14	Responsibility to the future
<b>16</b>	<b>Environmental policy</b>
17	Environmental management
18	Sustainable solutions for functional and prefabricated buildings + Retail
20	Sustainable solutions for lighting technology
22	Sustainable solutions for heating, air conditioning, ventilation
24	Sustainable solutions in machine building
26	Sustainable solutions for conveyor technology
28	Sustainable solutions for wind power plants
<b>30</b>	<b>Environmentally friendly production</b>
31	Manufacturing processes
31	Metalworking. Plastics production
32	Electro-plating. Electronics production. Final assembly
<b>34</b>	<b>Facts + figures</b>
<b>42</b>	<b>Reporting and targets</b>
42	Environmental targets 2019 – 2022
44	Status table
<b>46</b>	<b>Environmental reporting</b>
<b>47</b>	<b>Certification according to EMAS</b>



## YOUR CONTACT

### **WOLFGANG HELMRICH**

Quality Management Representative

---

**Phone:** +49 951 9324-425

**Email:** [wolfgang.helmrich@wieland-electric.com](mailto:wolfgang.helmrich@wieland-electric.com)

### **MATTHIAS ULLRICH**

Environmental management

---

**Phone:** +49 951 9324-916

**Email:** [matthias.ullrich@wieland-electric.com](mailto:matthias.ullrich@wieland-electric.com)

# THE GLOBAL COMPACT – IMPLEMENTED AT WIELAND ELECTRIC.

---

As a global player, we acknowledge the ecological and social responsibilities that we must bear at this time. We have been producing and working with an environmental management system according to ISO 14001 and EMAS for more than 20 years now. Continuous improvements and ongoing investments underline the high level of importance we attach to our endeavors.

Ever since our company was founded, we have been supplying our customers with safe solutions and innovative products for building installation and industrial automation. Alongside the achievement of economic goals, responsible conduct toward mankind and the environment plays a decisive role in our company philosophy.

## OUR ENVIRONMENTAL ACTIONS

We base our actions on the environmental policy developed and published by the management and on the manner in which it is implemented in all areas of the company. The selection of ecologically harmless raw materials, the planning and introduction of energy-saving and environmentally friendly production processes, and the recyclability of our products are the result of our efforts.

In our view, safe working conditions, opportunities for training and continuing education, and staff motivation contribute decisively to our success and to securing the future of our company.

This belief is reflected in our support for numerous community projects and social institutions.

We believe that we can achieve great things by working together, and that is why we joined the Global Compact of the United Nations in 2008 and support this in our daily activities.

We have prepared this transparent report to inform our shareholders, customers, employees, and interested members of the general public about the correlations between the principles of the Global Compact, our guidelines, and the resulting objectives, projects, and activities.

## WE FOSTER:

- + TRUST
- + OPENNESS
- + TRANSPARENCY
- + SUSTAINABILITY
- + ENVIRONMENTAL FRIENDLINESS
- + ENERGY SAVING
- + RESOURCE CONSERVATION



**DR.-ING. BÖRNE RENSING**

Managing Director of Wieland Electric

# GLOBAL COMPACT

---

As a member of the Global Compact of the United Nations, we have been operating in accordance with the 10 principles of this initiative for more than ten years now:

- 1.** We support and respect the protection of internationally proclaimed human rights in our sphere of influence
- 2.** We make sure that our company is not complicit in human rights abuse
- 3.** We uphold the freedom of association and the effective recognition of the right to collective bargaining
- 4.** We are committed to the elimination of all forms of forced and compulsory labor
- 5.** We are dedicated to the effective abolition of child labor
- 6.** We stand up for the elimination of discrimination in respect of employment and occupation
- 7.** We support a precautionary approach to environmental challenges
- 8.** Within our operations we undertake initiatives to promote greater environmental responsibility
- 9.** We encourage the development and diffusion of environmentally friendly technologies
- 10.** We work against corruption in all its forms, including extortion and bribery

# THE WIELAND GROUP.

## Wieland Division

### Wieland Electric GmbH



**SALES**



**DEVELOPMENT**



**PLASTICS PRODUCTION**



**METALWORKING**



**ELECTRO-PLATING**



**INSTALLATION**



**CABLE ASSEMBLY**



**ELECTRONICS PRODUCTION**



**TECHNICAL  
TRAINING CENTER**

### Wieland Electric International

Wieland Electric Inc.  
Oakville, Ontario,  
**Canada/USA**

Wieland Electric Ltd.  
Elstead/Goldaming,  
**Great Britain**

Wieland Electric SARL.  
Cergy-Pontoise Cedex,  
**France**

Wieland Electric S.r.l.  
Settimo Milanese, **Italy**

Wieland Electric S.L.  
Barcelona, **Spain**

Wieland Electric Sp. Zo.o.  
Swadzim, **Poland**

ATEM-Wieland Electric NV  
Willebroek, **Belgium**

Wieland Electric A/S  
Køge, **Denmark**

Wieland Electric AB  
Limhamn, **Sweden**

Wieland Electric AG  
Winterthur, **Switzerland**

Wieland Electric Trading  
Soho City, Shanghai,  
**China**

Wieland Electric s.r.o.  
Sokolov, **Czech Republic**

Wieland Production d.o.o.,  
Čačak, **Serbia**



Wieland Holding GmbH  
Wieland Electric GmbH  
Plant I Brennerstraße 10–14, D-96052 Bamberg




Wieland Electric GmbH  
Plant II Rodezstraße 10, D-96052 Bamberg  
Plant III Neuerbstraße 13, D-96052 Bamberg



Wieland Electric s.r.o.  
**PRODUCTION**  
Nádražní 1557, 356 01 Sokolov, Czech Republic





# CORPORATE SUSTAINABILITY **MISSION STATEMENT**

Our values and objectives underpin our actions. They serve as our aspiration and yardstick for our interaction with all our employees, customers, and business partners.







#### **OUR IDENTITY**

We are a financially independent family-owned company with our headquarters in Bamberg. As the inventor of safe electrical connection technology, we are committed to individual and safe system solutions. Even though we operate worldwide we feel connected to our Franconian roots and therefore engage in many different areas within our region.

#### **OUR VALUES + CULTURE**

We have an entrepreneurial mindset and a customer-focused attitude in everything we do, while never losing sight of our employees' needs. We pursue honesty and fairness – in our collaboration with our business partners as well as within the company. We value the diversity of different

cultures. Team spirit, mutual trust, and appreciation determine how we work together. We give employees the freedom to develop new ways of thinking and offer them prospects and opportunities to utilize their full potential.

#### **OUR RESPONSIBILITY**

In these times of change and digitization, we ensure sustainable growth and a permanently commensurate profitability. This is how we secure the autonomy and future of our company. Responsible conduct toward mankind and the environment defines our actions. It is only natural for us to observe legal regulations and guidelines. With our sense of social responsibility, we commit to social and humanitarian issues and we promote culture, education, and sport.

#### **OUR ASPIRATION**

We inspire customers all over the world with tailor-made solutions and excellent service. Our products and services are innovative, high-quality, and progressive. We take some of the load off our customers so that they can focus entirely on their core business.

We always act in an economically responsible manner as this is the only way we can ensure safety and continuity for customers, business partners, shareholders, and ourselves, while also actively shaping our company's future.



## DETERMINED COMMITMENT TO **HEALTH + SAFETY.**

Obviously we are keen to look after and preserve the health of our employees. For this reason, we are committed to good, safe working conditions and a pleasant working atmosphere. We believe that the more motivated employees are, the greater their commitment to their work.





#### **COMPANY HEALTH MANAGEMENT SCHEME**

Mens sana in corpore sano – a healthy mind in a healthy body. We support our employees with sustainable projects, like help to quit smoking, or preventive measures, such as running classes or free fruit days once a week. By doing so, we encourage them to adopt a holistic, healthy lifestyle with sufficient movement and a balanced diet, which increases general wellbeing.

Our apprentices are responsible for tending and creating our green “rest islands”, which have become a very welcome place to enjoy lunch out in the fresh air.

Alongside ergonomic office equipment and consultations with our company physicians, we also offer diagnostic back scans, “Rückenfit” (back fit) events, and in-house massages.

To proactively combat the ever-rising number of mental health issues caused by stress in the workplace, we, with the support of our association, vbm bayme, regularly organize workshops for managers. These are intended to raise their awareness of such issues and to teach them how to recognize danger signals within themselves and their staff early.


#### **HIGH OCCUPATIONAL SAFETY**

As a responsible company, we feel obliged to ensure the wellbeing of our employees and to provide a safe working environment for them. Our prime objective is to prevent workplace accidents through our numerous preventive measures, such as regular safety training, modernization of protective devices, and a detailed appraisal of any gaps in safety.

#### **ATTENTIVENESS + APPRECIATION FOR EVERY SINGLE PERSON**

Looking to the future, we are committed to preserving and promoting the motivation of our employees continuously. Our goal is to assign work to them which they find fulfilling and to provide them with adequate recognition for their performance. This approach is intended to make our entire workforce feel healthier and appreciated, irrespective of the individual's age or stage of career. Not only does this help significantly to strengthen the affiliation with the company, it also keeps the turnover rate low.

Our systematic company reintegration management policy complies with legal requirements while also paying attention to the person so that the reintegration truly works.



## SOCIAL RESPONSIBILITY **TO SOCIETY.**

A company cannot exist without a stable social environment, in the same way as a society cannot survive without sound economic foundations. This is why for us economic activity and social commitment go hand in hand.





As a strong partner we are particularly committed to social projects, culture, and sport in the Bamberg region, putting quality before quantity every time. We are always willing to promote new selected projects.

#### **SOCIAL ENGAGEMENT**

Via the “Plattform Betreuung” (care platform) run by the employers’ association of the metal and electrical industry in Bavaria we offer help if children or other dependent family members require short-term assistance. We also sponsor the “Bamberger Ferienabenteuer” (Bamberg vacation adventure). This is a package which enables working parents to balance their family life with their work life during the Bavarian school holidays. Our employees can secure the childcare

places they desire on favorable terms before these are offered to the general public.

#### **SUPPORTING DISADVANTAGED PEOPLE**

We have also been committed to the association “Lebenshilfe e. V.” for many years.

#### **REWARDING VOLUNTARY WORK**

Employees who volunteer privately as labor court judges, firefighters, or in social and charitable institutions can count on us. We support their social engagement financially or in the form of time off work.

#### **CULTURAL SPONSORSHIP**

Alongside the world-famous Bamberg Symphony Orchestra, which represents

our city as a musical ambassador all over the world, we also sponsor the Bamberg University Association. Our Wieland managers regularly visit universities and other institutions of higher education to bridge the gap between theory and practice and to fulfill our social and educational responsibility.

#### **SPORTING COMMITMENT**

Every two years not only do we get involved in the Bamberg World Heritage Run as a sponsor, we also line up at the start with our own running team. We also support the annual Bamberg inter-company indoor football tournament, both financially and with our skillful Wieland side.



## RESPONSIBILITY **TO THE FUTURE.**

As a family company, we are a dependable employer, guiding our protégées along their journey and ensuring that they receive the best possible development opportunities, with the focus not just on purely technical training but also on the development of social and personal skills.



## APPRENTICES

Wieland Electric GmbH



The analysis is updated every year with the values from the previous year.  
The average number of apprentices in a year is compared to the average workforce according to the personnel statistics.

	2016	2017	2018	2019	2020
Average number of apprentices	28	23	24	27	23
Training quota (%)	3.6	3.6	3.1	3.4	3.0

### TRAINING

In our in-house training center, experienced trainers are concerned not only with imparting professional knowledge in a practical manner, but also with helping apprentices to find their feet in this new period of their lives. Thanks to our open communication and feedback culture, our apprentices can develop their potential and often really thrive. This relationship of trust with our young employees is a reliable connection to the future. This is because almost 100 percent of our apprentices decide to continue their career with us after successfully completing their training.

### GRADUATION WITH DISTINCTION

It goes without saying that we prepare our apprentices well for their exams. The qualifications successfully attained by our apprentices, who regularly receive special distinctions from the Chamber of Commerce and internal awards, speak for themselves.

### APPRENTICESHIP PACKAGES

We give our new talent access to attractive offers like apprenticeship film, apprenticeship blog, or health projects. At training fairs they then regularly inspire school leavers and interested parties with their impressions and experience of our company.

### STUDIES

We regularly assign exciting and demanding topics for dissertations and theses at all degree levels, for which we provide personalized and comprehensive support.

### VOCATIONAL TRAINING

The content of training offers must be aligned with the digital transformation. We offer extensive subject-specific qualification opportunities to meet the rising demands on the capabilities of our employees. Employees within all areas of the company can book attractive seminars to, for example, improve their linguistic

skills, expand their IT knowledge, or learn management tools.

### FOSTERING OF LEADERSHIP TALENT

We offer young junior managers and aspiring specialists a personalized sponsorship program via our in-house talent management scheme. Our “Führungskräfte-Werkstatt” (managers’ workshop) project combines further training measures for managers, get-togethers, and workshops aimed at improving the corporate culture and strategic focus.



# ENVIRONMENTAL POLICY.

---

Our actions are based on the following rules defined by the management:

1. Protection of the environment is an important mission for our company.
2. All employees are obliged to act in a way that protects the environment. We provide training and information to motivate staff to behave in an eco-friendly manner.
3. Compliance with official and legal requirements as well as our company guidelines underpins our environmental protection measures.
4. We conduct regular reviews to improve our management system continuously and to document our achievements. The defined environmental and energy targets are our benchmark.
5. In the event of deviations from our environmental policy, we intervene with appropriate corrective measures.
6. We plan, set up, operate, and develop our plant technology according to the latest technological advancements with a view to “improving energy efficiency”.
7. We fully utilize technical and economic possibilities in order to avoid waste and emissions and to reduce energy consumption. Where waste is nevertheless produced, we examine recycling and recovery options for these substances. Non-recyclable waste is disposed of in an eco-friendly way.
8. We select, transport, store, use, and dispose of operating and auxiliary materials according to environmental protection measures. If we employ third parties for these purposes, we validate their technical know-how and reliability.
9. We use raw materials and energy in a manner that is as economical and as eco-friendly as possible. We pursue this goal from the development to the disposal of our products.
10. In all matters of environmental protection we cooperate with the public authorities, associations, and other technical institutions. We provide open and objective information on matters of internal environmental protection.
11. We provide our customers with appropriate information on environmental aspects relating to our products.
12. We pursue the target of involving our contract partners in improving our environmental performance.

# ENVIRONMENTAL MANAGEMENT

## CLEAR POLICY – PRESERVE VALUES.

### Clear guidance for our actions.

Sustainability that takes account of the environment is becoming increasingly important to companies – ourselves included. The journey made by a product usually involves a very high energy expenditure. For this reason, we pay attention as early as the design phase to ensuring that we can save resources

during the subsequent manufacturing process. We use existing raw materials as fully as we can and waste is recycled purposefully. Our solutions and products are used in sustainable forms of energy.

We also regularly perform environmental audits to document the effectiveness

of the protective measures for the environment and health. The results help us to reduce stress, to use energy more efficiently, and thereby to save unnecessary costs – for smart sustainability and a greener future.

### OUR SUSTAINABLE SOLUTIONS FOR:



**PREFABRICATED BUILDINGS**



**MACHINERY AND  
PLANT MANUFACTURING**



**CONVEYING TECHNOLOGY**



**RETAIL**



**HEATING, VENTILATION AND  
AIR CONDITIONING SYSTEMS**



**WIND**



**LIGHTING**



**FUNCTIONAL BUILDING**



## SUSTAINABLE SOLUTIONS FOR **FUNCTIONAL AND PREFABRICATED BUILDINGS + RETAIL**

With our gesis® installation system we have revolutionized electrical installation. It saves 70% installation time and 30% costs, energy and resources as well as space thanks to smaller technical rooms. In the process, our automation solutions control lighting, shading, and temperature, which provides additional energy efficiency for a building. Durable, flexible, economical.



Offices, schools, hotels,  
hospitals



Prefabricated house construction,  
modular buildings



Shops, Stores, Retail, Furniture  
stores, DIY stores, Franchise shops,  
International stores



### **SUSTAINABLE ORIENTATION**

Forward-looking building planning processes call for innovative solutions. Today, our gesis® system leads the field – we have been world market leader for pluggable installation solutions in functional buildings for several years now. And to make sure things stay that way tomorrow and in the years ahead, we remain agile and actively develop even more effective solutions. Our product development, our company and our activities are dedicated to sustainability.

### **DECENTRALIZED IS SUSTAINABLE**

We consider a decentralized and pluggable installation a sustainable, future-facing solution for buildings that has positive effects for the real estate industry in terms of value stability and growth. This has always been part of the Wieland philosophy. The use of sustainable products effectively minimizes costs throughout a building's life cycle – and it's becoming increasingly apparent that sustainable buildings better retain their value. Our long-standing experience as a market leader and our product quality ensure high

contact reliability, a long life cycle, high availability and reusability – all this is Wieland sustainability. With the simple, pluggable installation, buildings fitted with Wieland technology are optimally prepared for future modifications and extensions. Compliance with strict environmental standards in the manufacture and reusability of all components plays a key role in achieving the sustainability aspect of overall environmental goals.





## SUSTAINABLE SOLUTIONS FOR **LIGHTING TECHNOLOGY.**

We consider ourselves a specialist solution provider in the lighting industry. The resource efficiency of our products and solutions allows our customers to deliver sustainable added value. Luminaire manufacturers also use our components for their LED lights and drivers or complete solutions.





#### **SAFE INSTALLATION – QUICK + EASY WITH A COHESIVE CONCEPT**

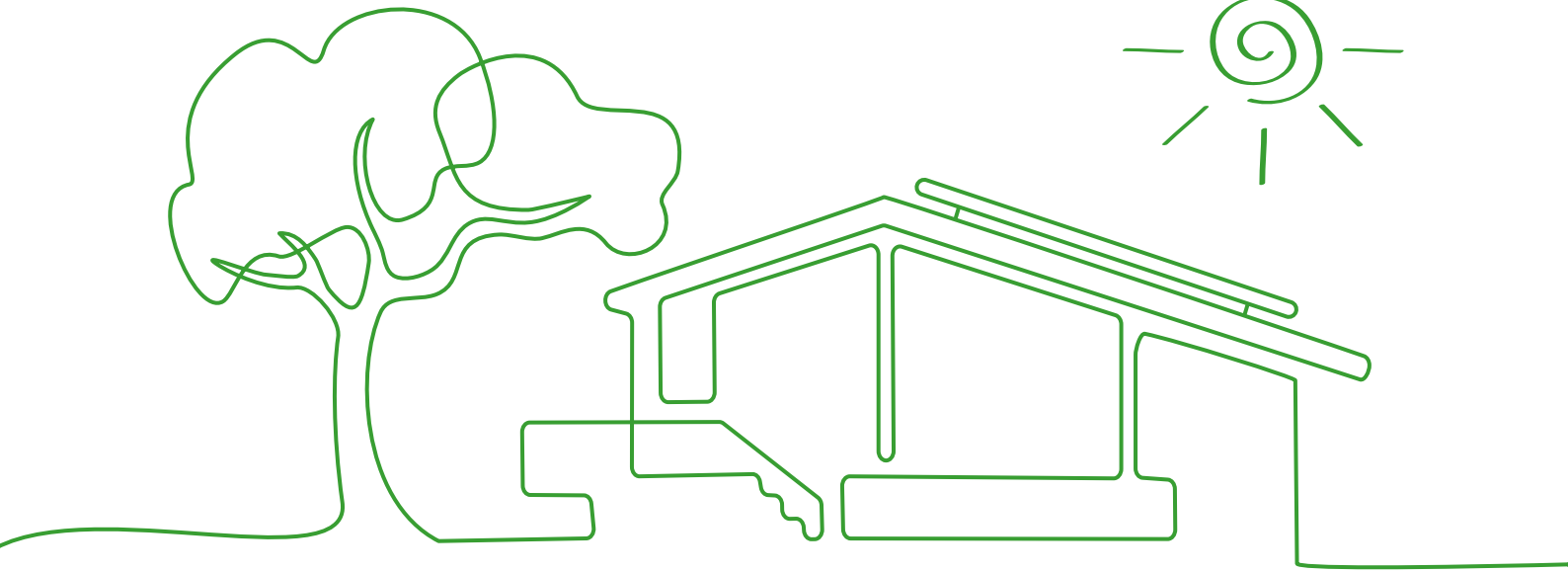

The plug & play philosophy paved the way for the revolution in entertainment electronics and the introduction of IT in all areas of life. With the gesis® plug system, Wieland has been enabling the realization of customized plug & play concepts for the electrical installation of lighting systems in offices, stores, industry, and the outdoor world for the last 40 years.

Professional lighting solutions benefit from all the advantages that pluggability has to offer. The huge range of special components has been tailored to the requirements of our partners

in the lighting industry. Fitters benefit from a time saving of 70% and 30% lower costs when using Wieland connectors. Luminaire manufacturers benefit from a smaller inventory, quick response time for variants, and simplified assembly.

Colored markings and mechanical codings enable clear assignments and prevent mismatching. With gesis® system plugs, the electrical connection meets the requirements for a permanent connection in fixed installations as specified in the newly revised DIN EN 61535.

From the flexible distribution of power to the luminaire through to effective DALI control solutions for both indoors and outdoors, Wieland offers cohesive concepts and pluggable solutions that are optimized for the application in question. At the heart of the system lie our plug connectors and device connectors, supplemented with distribution elements, cable assemblies, and accessories.

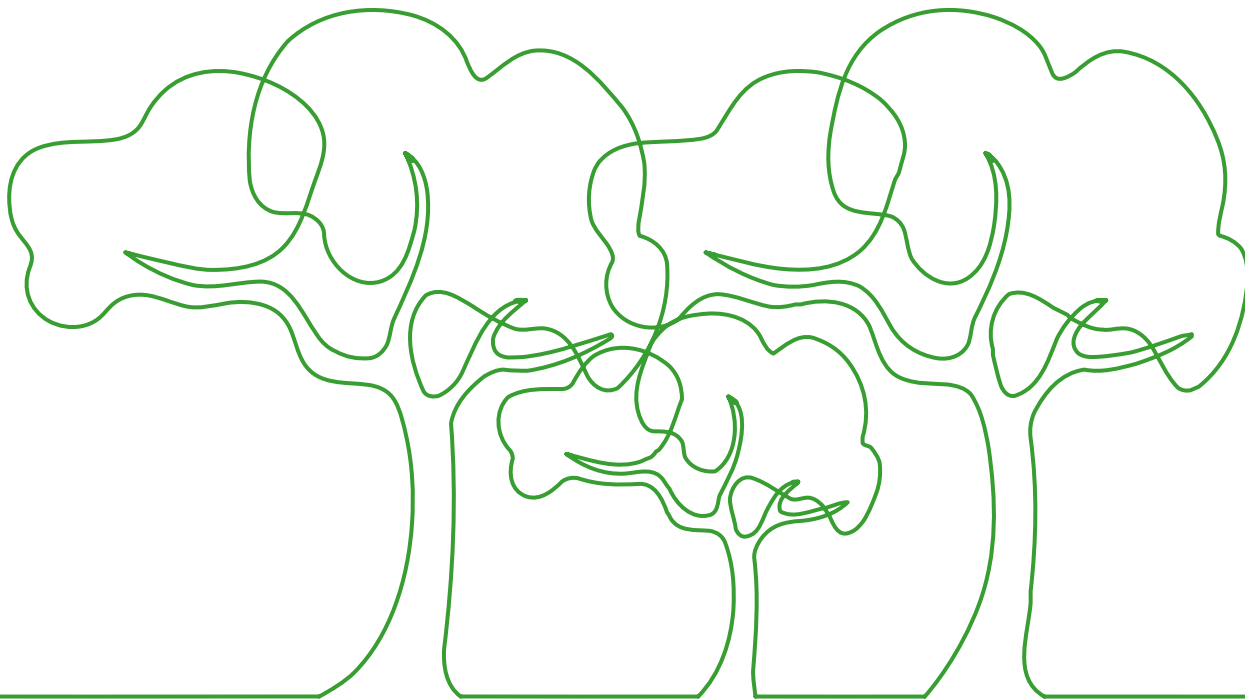


## SUSTAINABLE SOLUTIONS FOR **HEATING, AIR CONDITIONING AND VENTILATION SYSTEMS.**

Today no other industry works with such an efficient mix of different energies as the heating industry. In ventilation and air conditioning, buildings are air conditioned using holistic approaches that avoid the loss of valuable heat to the outside. Our solutions help to make heating and cooling systems more efficient.








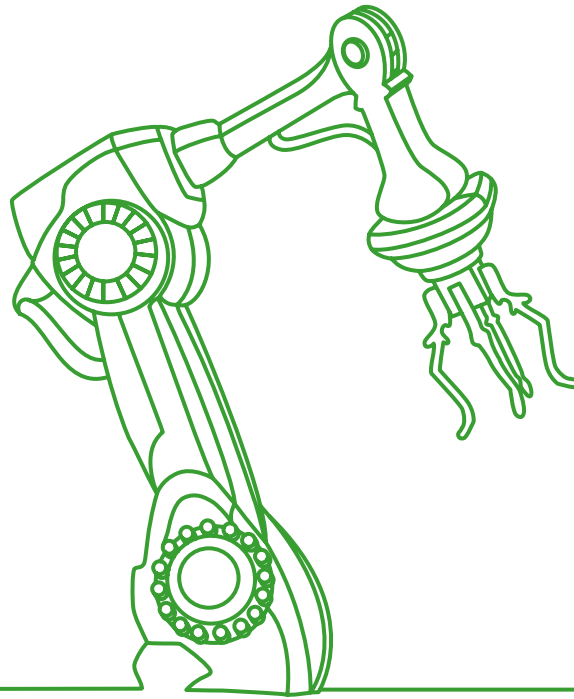
## TECHNOLOGY FOR THE ENVIRONMENT + FUTURE

We have been one of the main suppliers in this sector for decades now, both with a large number of specific solutions and with innovative product developments. We are always on hand to provide our customers with detailed advice whenever industry-specific standards change or new equipment concepts bring about different requirements, for example.

The greatest challenge of our time is to combat global warming. Generating power from fossil fuels is currently the mainstay of energy recovery. In the future, there will not be enough of this primary source to cover the increasing energy demand. For that reason, measures for regenerative energy recovery are being advanced and expanded worldwide. The main tasks, then, are to slow the growing energy demand, and also minimize harmful CO<sub>2</sub> emissions throughout the world.


Energy already generated has to be used and preserved in an efficient manner. Wieland products are being used in heat pumps and heating controllers, for example, to generate heat without draining our natural resources. We are a strong partner to the HVAC sector – for the benefit of all and for a green future.





## SUSTAINABLE SOLUTIONS IN **MACHINE BUILDING.**

Globalization and digital competition pose ever-increasing requirements for cost efficiency and time savings. At the same time, statutory health protection requirements have to be met. We help our customers to be successful and to remain so.





### EFFICIENCY AND SAFETY


Not just a leading supplier of safety technology and electrical connection technology, Wieland Electric is also a trend-setting innovator and industry expert. Thanks to in-house machine building and the operation of production lines at home and abroad, we have extensive experience and great industry expertise dating back many decades. As a certified supplier, we have identified problems typical of the market and solved them efficiently. Our safety and IIoT solutions guarantee safe and

smooth machine and system reliability. The intelligent and proactive remote maintenance procedure is a huge asset on our customers' sustainability balance sheet thanks to the selective reading and analysis of machine data. Service technicians are able to solve machine problems and maintenance issues through remote access from anywhere in the world – no long journeys required.

### EXCEEDING STANDARDS

Safety technology is one of our core capabilities. And because it is, we aim to automate machines and systems in such a way that the safety of man, machine and of course the environment is guaranteed at all times. Through our extensive "safety training program", we help comply with the latest legal standards and fundamental principles, such as the Machinery Directive. For our customers, we also create safety assessments and guide them through the CE process.

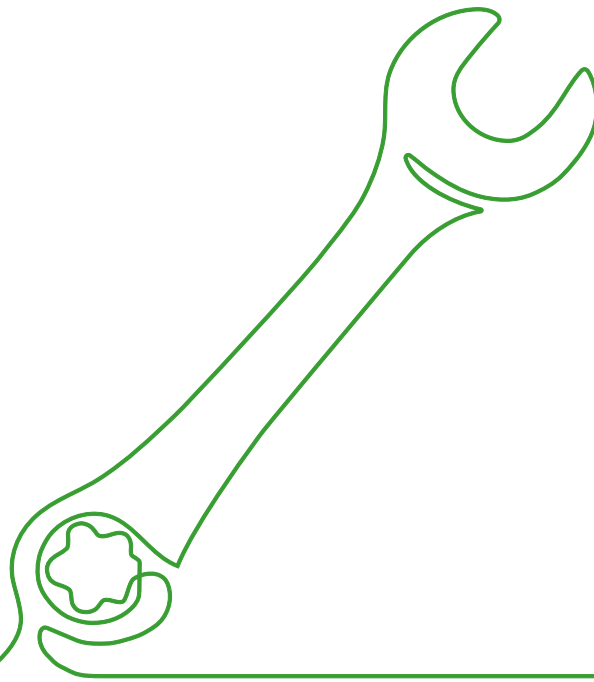




## SUSTAINABLE SOLUTIONS FOR **CONVEYOR TECHNOLOGY.**

Conveyor technology connects a company's storage, transport and logistics facilities. With the flexible and decentralized installation system **podis®**, Wieland offers resource-conserving energy distribution and control processes that achieve material savings of up to 40%.





### **SUSTAINABILITY THROUGH SMART PRODUCT CONCEPTS**

The intensifying competition in machine and system construction means companies have to position themselves with innovative product concepts. They face the challenge of balancing the conflicting priorities in meeting economic, environmental and sustainability objectives. Sustainability and the careful use of resources are more important than ever before and feature in the system planning procedures at airports, logistical and storage centers.

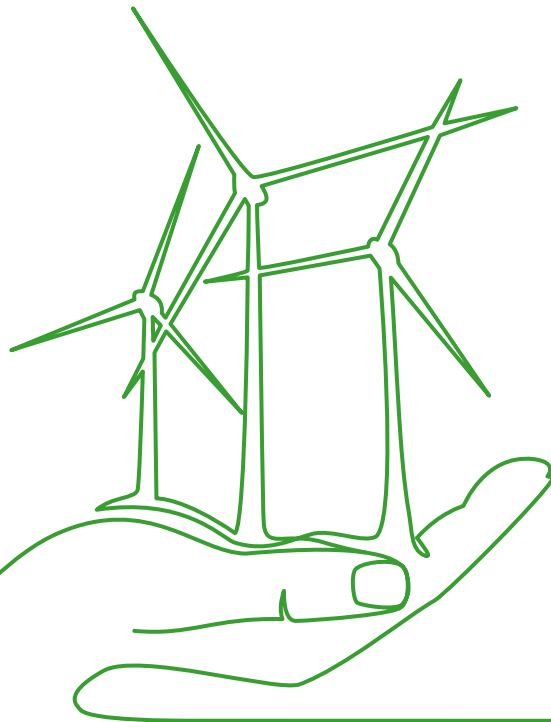
### **SUSTAINABLE SYSTEM INSTALLATIONS**

The benefit of a plug & play installation with podis® over a centralized solution is that it requires less cabling and fewer cable ducts and clamps. Not only does this cut installation time by 70%, it also reduces the amount of material required. As a result, installation costs are up to 30% lower. If a system is modified or expanded, podis® ensures the customer stays flexible because energy tap-off units can be placed anywhere and altered, and the system can be reused.

### **QUALITY WITHOUT COMPROMISE**

The high, robust and certified quality of our internally approved products plays a key role in a system's longevity. Because the connection is made with penetration contacting, our podis® energy bus ensures trouble-free system operation. Once installed, this type of connection remains maintenance free throughout the system's life cycle. This helps prevent a wastage of resources.





## SUSTAINABLE SOLUTIONS FOR **WIND POWER PLANTS.**

Our smart solutions are used in wind farms and solar farms all over the world.

We are proud to be able to make a contribution in this area to the use of sustainable, clean energy.







### ENERGY DISTRIBUTION

Our podis® and RST® installation systems are the perfect integrated solution for the infrastructure cabling in wind turbines.

They minimize the installation effort, taking immense pressure off personnel in the process. The system is available faster and maintenance-efficient over the long term.


### LED LIGHTING

Spaces inside wind power plants have to be fully illuminated in compliance with standards in order to ensure that service personnel can climb up the tower safely, in an emergency as well. For optimum illumination in the tower we offer various LED lights to choose from – pluggable, powerful, and ideal for smooth operation of the plant as they are maintenance-free.

Our solutions carry international approvals and are suitable for worldwide use in industrial environments.

### SAFE AND DIGITAL

Our remote maintenance solutions are successfully used in wind turbines and wind farms both off and onshore. They reduce expensive maintenance on high seas to the absolute minimum and mean these routines can be actively planned. That's sustainable!





# ENVIRONMENTALLY FRIENDLY PRODUCTION

---

Acceptable material usage, take-back + circular economy



## METALWORKING

All aspects of environmental protection and health & safety are considered right from the start with the selection of the copper, steel, and aluminum alloys used.



## PLASTICS PRODUCTION

The sprue material accrued in plastics production is recycled and integrated into the production process again in compliance with all the regulations.



## ELECTRO-PLATING

Water is needed as process water in our electro-plating. As a valuable resource it is recycled using the very latest waste water technology.



## ELECTRONICS PRODUCTION

Right from the development of new products we attach importance to the use of eco-friendly, RoHS-compliant components and resource-efficient plant technology. All our welding processes are lead-free.



## FINAL ASSEMBLY

Wherever possible, production waste in final assembly is sorted and recycled.

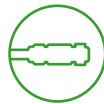
# MANUFACTURING PROCESSES

In our production we use numerous materials which, in terms of their procurement, transport, use, and disposal, affect people and the environment. We ensure that valuable raw materials are recycled, negative impacts on the environment are reduced or avoided altogether, wherever possible, and our reputation is protected in this manner.



## METALWORKING


We manufacture our metal components in very close proximity to residential areas, nature, and water, so we bear special responsibility for providing protection against noise as well as for keeping water, air, and soil clean. The cutting and non-cutting production technologies we use, such as stamping, stamp-bending, drilling, milling, and turning, are reviewed and optimized continuously to minimize their impact on the environment and on health and safety. Electricity and compressed air are used efficiently; the oil-based coolants we use are treated and recycled. The filings and punching scrap accrued are all sorted, de-oiled, and recycled as raw materials.



## PLASTICS PRODUCTION

Thermoplastics are processed on fully automated injection molding machines. Mechanical, electrical, and fire-protection properties are taken into account when selecting the plastics used, as are all environmental aspects. The priority is given to halogen-free flame-retardant plastics that exhibit an extremely low smoke density and toxicity during a fire. This aspect is becoming increasingly important. The heat generated while processing plastics is extracted via plate heat exchangers and cooling towers. Energy input is minimized by using closed cooling systems to cool both the tools and the machines. This measure

means that refrigerating units to cool the machines can be dispensed with all year round, thereby saving energy and resources.



### **ELECTRO-PLATING**

Our in-house electro-plating corresponds to the latest standards in production and environmental technology.

Tin, zinc, copper, nickel, and silver surfaces are applied on six lines of baths.

The waste water treatment facility processes the waste water generated from electro-plating in streams using electrolytic cells, heavy metal precipitation, and ion exchangers. The galvanic sludge accrued is recycled.



### **ELECTRONICS PRODUCTION**

Modules are made in electronics production, from PCB assembly through to final device assembly.


Right from the development of new products as well as the implementation of production processes, attention is paid to the use of eco-friendly, RoHS-compliant components and resource-efficient plant technology. We identify energy-saving potentials and realize them.



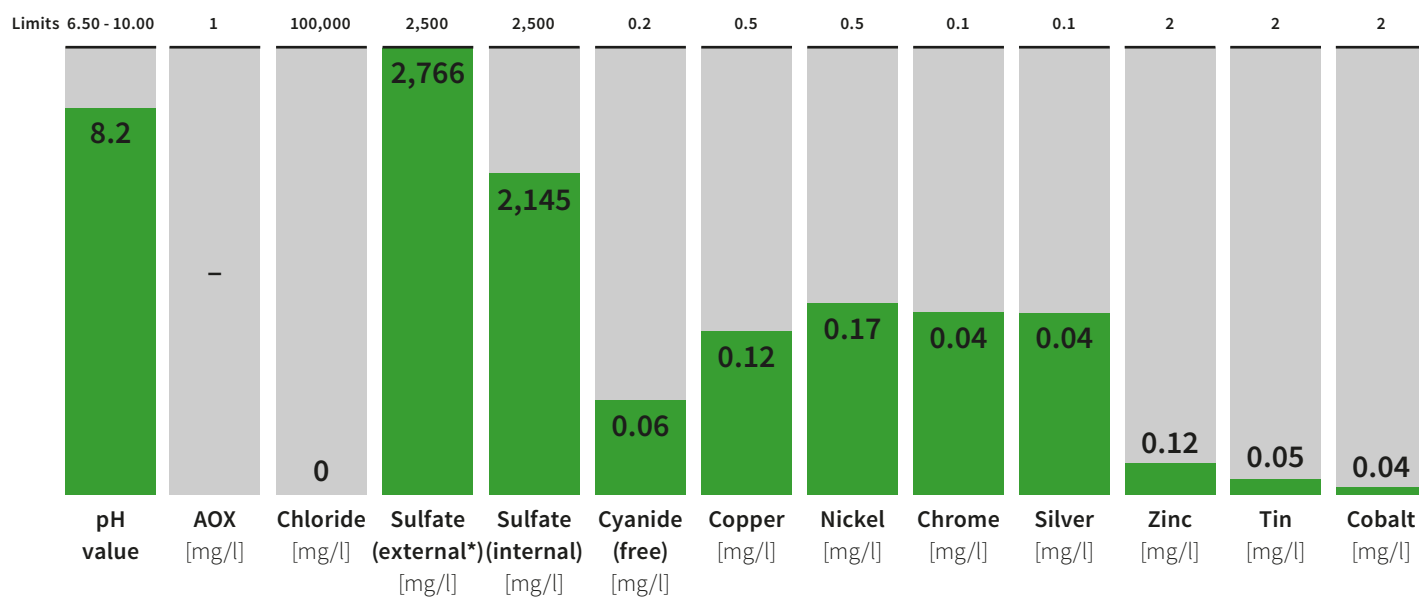
### **FINAL ASSEMBLY**

The entire final assembly section is highly automated. Equipping the automatic assembly machines with integrated inspection and monitoring systems ensures extremely low reject rates and, as a result, low quantities of production waste. Wherever possible, production waste is sorted and recycled.

The use of ultrasonic welding technology in housing assembly minimizes the consumption of adhesives.



#### AVERAGE CONCENTRATION OF THE CONSTITUENTS OF PROCESSED WASTE WATER FROM THE WASTE WATER TREATMENT FACILITY



\* Average based on the annual measurement by the city of Bamberg for determining waste water levies.  
Source: Annual report on the Waste Water Self-Monitoring Ordinance (AbwEV) pursuant to Section 5 of the Self-Monitoring Ordinance (EÜV), year under review: 2019

# FACTS + FIGURES

## Efficient environmental management by all areas



### ENERGY SAVING

As a company with energy-intensive production processes, energy saving has become a top priority at Wieland, as also reflected in our environmental targets and program.



### EMISSIONS CONTROL

The conversion to 100 % renewable energies by our power provider at the Bamberg site achieved a reduction in total CO2 emissions by 60 % and in SO2, NOX, and dust by 80%.



### WATER CONSUMPTION

We feel obliged to use the resource water in a sustainable manner. We have therefore put a halt to the consumption of water for cooling purposes by switching to closed circulation cooling systems.



### LAND USE

To keep as much falling rainwater in the natural water cycle as possible, our traffic areas and car parks are covered with grass pavers and paving with gaps. Despite increasing sales and production, we are using less land.



### WASTE AVOIDANCE

The avoidance of waste is a top priority for Wieland. Where waste cannot be avoided, we look to recycle it using methods that are as high-quality as possible. The last resort is the disposal of waste in an environmentally sound manner.

All facts and figures refer to Wieland Electric GmbH, Bamberg, Sokolov and Čačák sites.

# ENERGY USAGE

We exploit existing savings potentials by investing purposefully in energy-saving operating and production technology. Since absolute consumption quantities depend heavily on the utilization of production capacity and on climatic fluctuations, the indicator

for energy consumption/manufactured product was introduced so the current values do not necessarily represent the savings in this area.

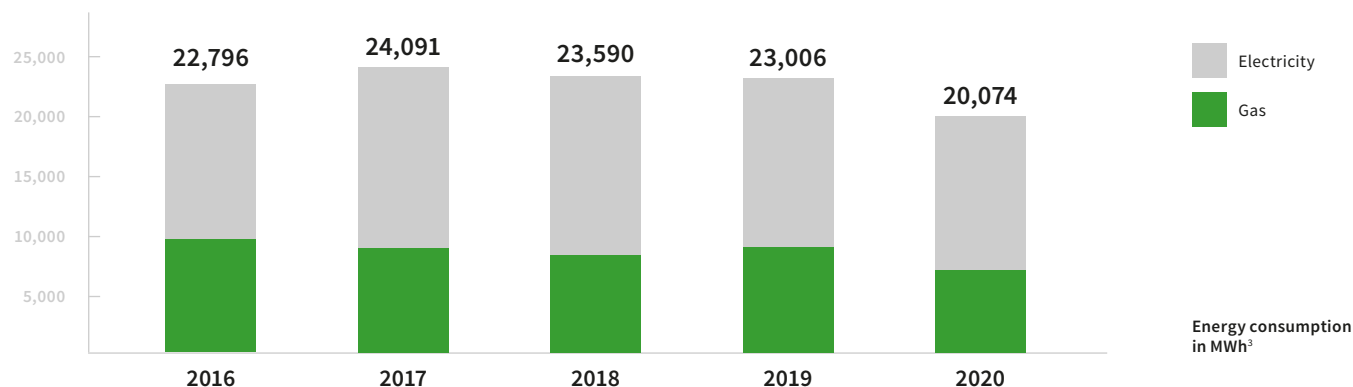
Through investment in modern heating systems and renovation measures, the thermal energy consumption of the location has not risen in recent years despite significant sales growth and an increase in the production area.

## ENERGY CONSUMPTION IN 2020 BY PLANT

Total energy consumption	Plant I	Plant II	Plant III	Wieland d.o.o	Wieland s.r.o.	Total
Electricity (MWh)	1.978	9.017	502	7	1.395	<b>12.900</b>
Gas (MWh)	1.420	3.866	525	208	1.155	<b>7.174</b>
<b>Total energy (MWh)</b>	<b>3.398</b>	<b>12.883</b>	<b>1.027</b>	<b>215</b>	<b>2.550</b>	<b>20.074</b>

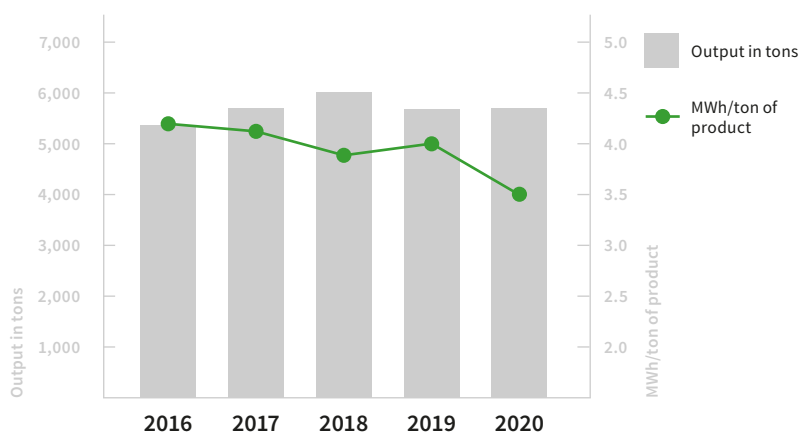
## TOTAL ENERGY CONSUMPTION (MWh)

Bamberg, Sokolov and Čačak locations



## ENERGY CONSUMPTION INDICATOR

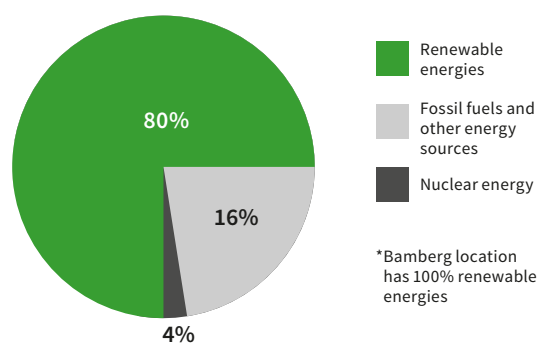
Bamberg, Sokolov and Čačak locations



The energy consumption indicator shows the relationship between the total consumption of the individual energy sources (electricity, natural gas, heating oil) and the total output of products.

## ENERGY SOURCE MIX IN 2020

Bamberg, Sokolov and Čačak locations



\*Bamberg location has 100% renewable energies

Year 2020	CO2 emissions (g/kWh)	Radioactive waste (g/kWh)	Source
Bamberg*, Germany	26	0	STWB
Wieland s.r.o.	308	0.0009	EPET
Wieland d.o.o	265	0	E-map

# EMISSIONS

Of the greenhouse gases (CO<sub>2</sub>, CH<sub>4</sub>, N<sub>2</sub>O, HFC, PFC, SF<sub>6</sub>) only the CO<sub>2</sub> emissions from the consumption of electricity and thermal energy (natural gas, heating oil) are regarded as having significant environmental impacts. The other greenhouse gases are also created during the combustion of

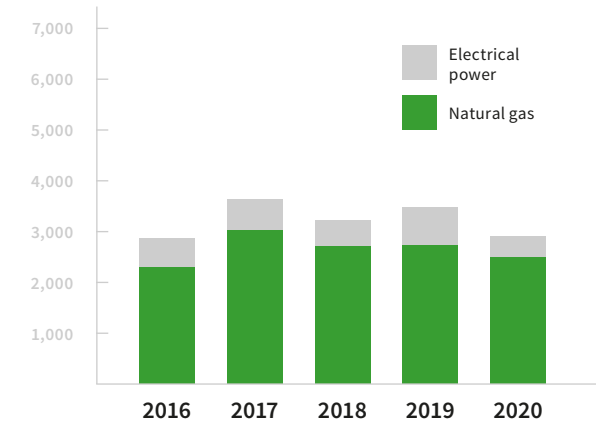
fossil fuels, but the characteristic emission values are not known or are not measured and involve negligible quantities compared to CO<sub>2</sub>. There are no direct greenhouse gas emissions or other emissions from our production processes. The conversion to 100 % renewable

energies by our power provider at the Bamberg site achieved a significant reduction in total CO<sub>2</sub>.

- Sources:**
- CO<sub>2</sub>, SO<sub>2</sub>, NO<sub>x</sub> emissions of electrical energy: Sustainability report EnBW 2008/09 + information from individual calculations
  - Information according to Energy Act §42 from the energy suppliers STWB, CEZ
  - Characteristic emission values: GEMIS (Global Emission Model for Integrated Systems V 4.5, 2009), Institute for Applied Ecology in Freiburg
  - Federal Environment Agency 2010

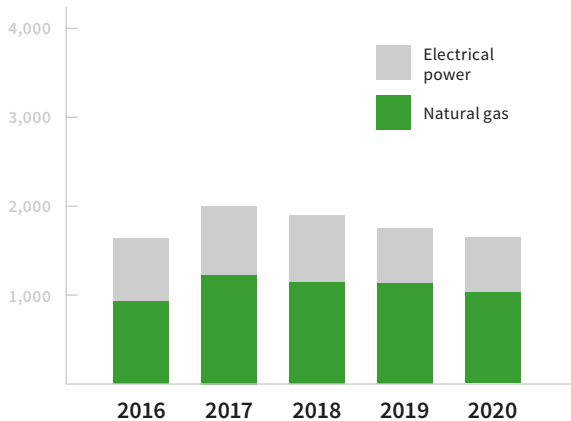
CARBON DIOXIDE EMISSIONS CO<sub>2</sub> (t)

Bamberg, Sokolov and Čačak locations



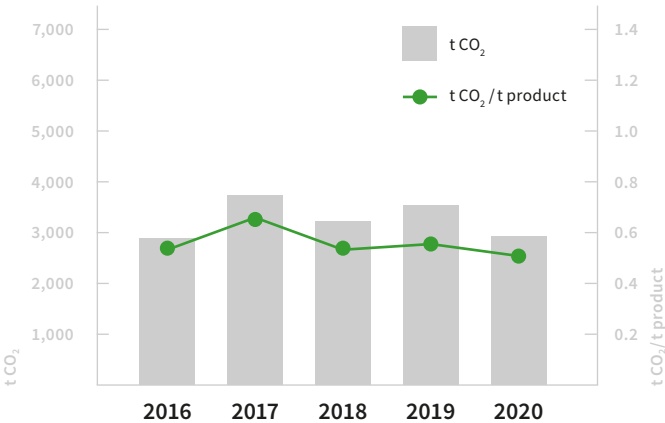
TOTAL EMISSIONS FOR SO<sub>2</sub>, NO<sub>x</sub>, DUST (KG)

Bamberg, Sokolov and Čačak locations



EMISSIONS INDICATOR FOR CO<sub>2</sub>

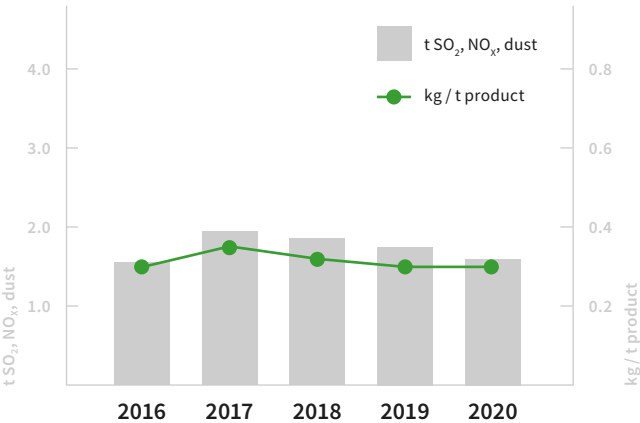
Bamberg, Sokolov and Čačak locations



The emissions indicator for CO<sub>2</sub> shows the relationship between the total output of CO<sub>2</sub> of the individual energy sources (electricity, natural gas, heating oil) and the total output of products.

EMISSIONS INDICATOR Σ FOR SO<sub>2</sub>, NO<sub>x</sub>, DUST

Bamberg, Sokolov and Čačak locations



The emissions indicator for SO<sub>2</sub>, NO<sub>x</sub>, and dust shows the relationship between the total output of these emissions and the total output of products.



# WATER

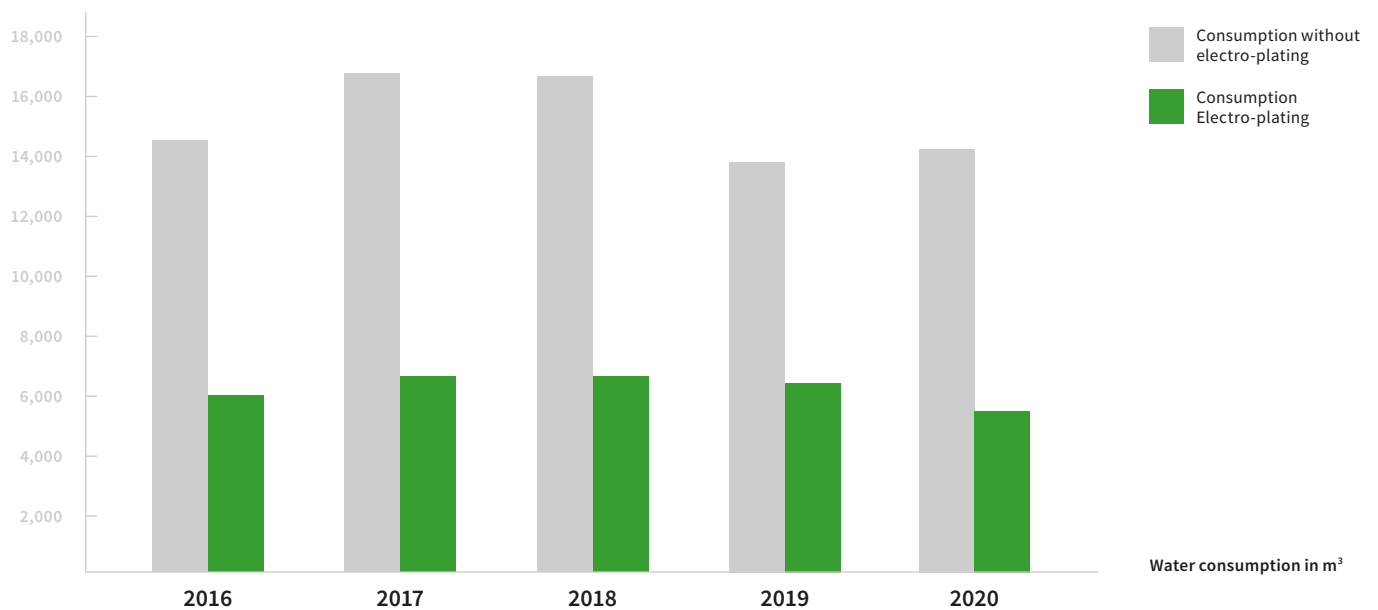
Water is an important resource and needed as process water in our electroplating process. We are constantly trying to reduce our consumption.

The process water is processed in separate streams in the waste water treatment facility using the very latest waste water technology and fed into

the sewer system, but only once the contents have been analyzed.

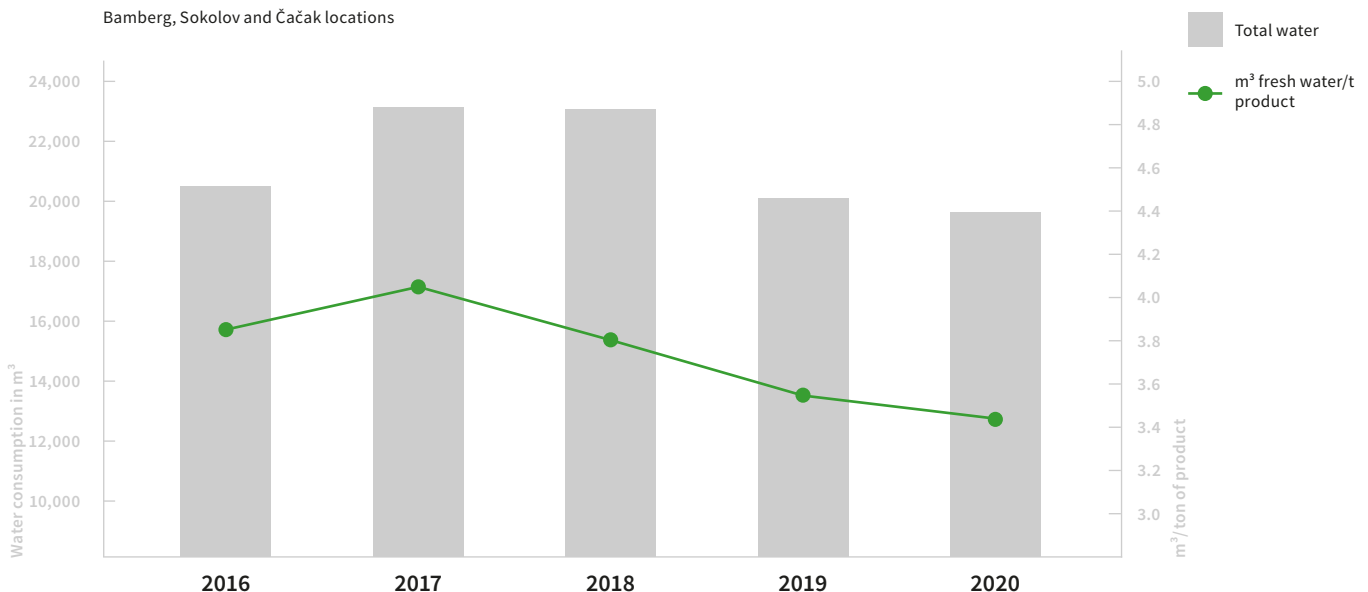
## TOTAL WATER CONSUMPTION

Bamberg, Sokolov and Čačak locations



## WATER INDICATOR

Bamberg, Sokolov and Čačak locations



The water indicator shows the relationship between the total consumption of water and the total output of products.

# LAND USE

## BUILDINGS AND INFRASTRUCTURE

Required traffic areas and car parks are not fully sealed but covered with grass

pavers and paving with gaps to keep as much falling rainwater in the natural water cycle as possible.

Despite increasing sales and production, we are reducing our land use all the time.

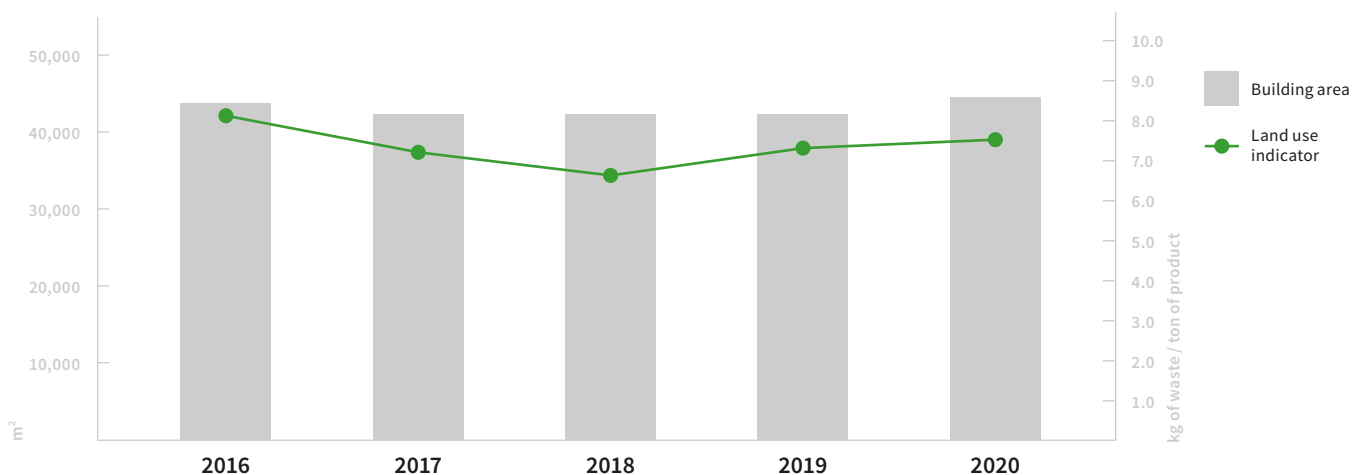
## AREA DATA FOR 2019

Plant I	Plant II	Plant III	Wieland s.r.o. Solokov	Wieland s.r.o. Lomnize	Wieland d.o.o. Čačak	Total
17,400	16,315	3,900	2,979	880	2,414	Built-over area <b>43,888 m<sup>2</sup></b>
3,472	6,385	3,704	4,061	556	1,432	Fortified area <b>19,610 m<sup>2</sup></b>
18,828	18,160	625	0	0	0	Natural area at the location <b>37,613 m<sup>2</sup></b>
-	-	-	-	-	-	Natural area outside of the location <b>- m<sup>2</sup></b>
176,900	163,830	27,800	N/A	N/A	k. A.	Enclosed space <b>368,530 m<sup>2</sup></b>
39,700	40,860	8,229	7,040	1,436	3,846	Size of site <b>101,111 m<sup>2</sup></b>

<b>Plant I</b> <ul style="list-style-type: none"> <li>Administrative areas</li> <li>Installation</li> <li>Dispatch</li> </ul>	<b>Wieland s.r.o. Solokov</b> <ul style="list-style-type: none"> <li>Cable assembly</li> <li>Installation</li> </ul>
<b>Plant II</b> <ul style="list-style-type: none"> <li>Plastics production</li> <li>Metal production</li> <li>Surface finishing</li> <li>Technical training center</li> </ul>	<b>Wieland s.r.o. Lomnize</b> <ul style="list-style-type: none"> <li>Warehouse</li> </ul>
<b>Plant III</b> <ul style="list-style-type: none"> <li>Cable assembly</li> </ul>	<b>Wieland d.o.o. Čačak</b> <ul style="list-style-type: none"> <li>Installation</li> </ul>

## LAND USE INDICATOR

Bamberg, Sokolov and Čačak locations



The land use indicator shows the relationship between the built-over area and the total output of products.

# WASTE

Responsible conduct toward mankind and the environment is an integral component of our company philosophy. For this reason it is important to us that waste is always handled according to the basic principles of "avoidance before reduction, reduction before recycling, recycling before disposal". In our adherence to this guideline, we collaborate exclusively with qualified

waste disposal companies. The total volume of waste consists mostly of metals in the form of filings and punching scrap. These metal fractions are processed and collected by sort and then recycled as raw materials via metal traders or directly at the producer. In our handling of hazardous waste we attach special importance to compatibility with the

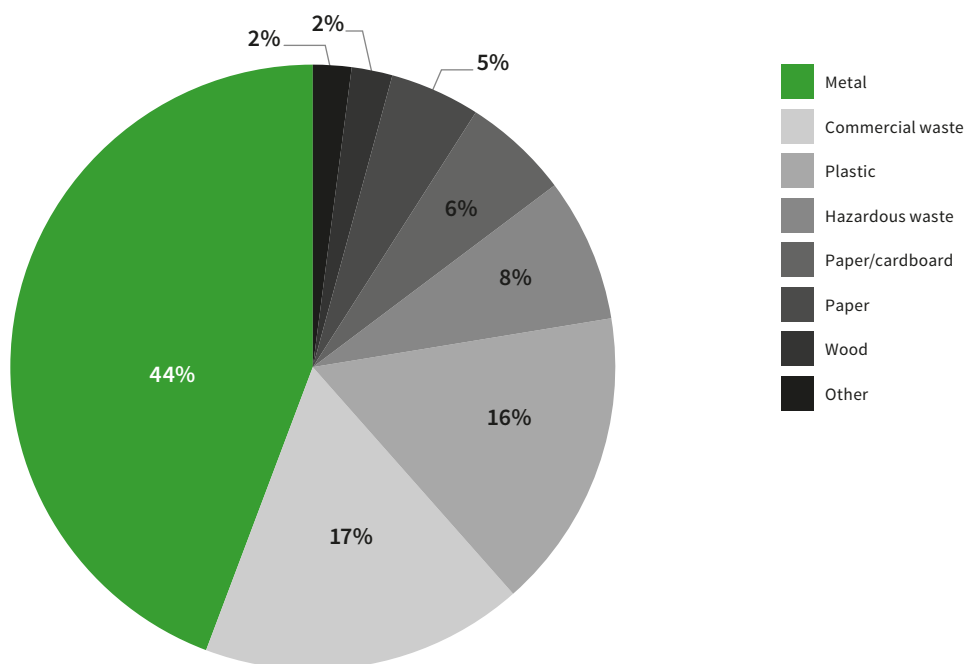
environment and try to minimize or even prevent such waste through substitution and further development of our processes.

The indicator for quantity of waste/ manufactured product was introduced to enable an objective evaluation of the trend in this area. This evaluation revealed a clear reduction in the share of waste.

Hazardous waste (t)	2016	2017	2018	2019	2020
Hazardous waste (t)	67	50.8	54.1	75.1	59.5
Non-hazardous waste (t)	560	742	566	660	538
<b>Total waste</b>	<b>627</b>	<b>792.8</b>	<b>620.1</b>	<b>735.1</b>	<b>597.5</b>
Metals for recovery	1275	1306	1370	1041	1063.2

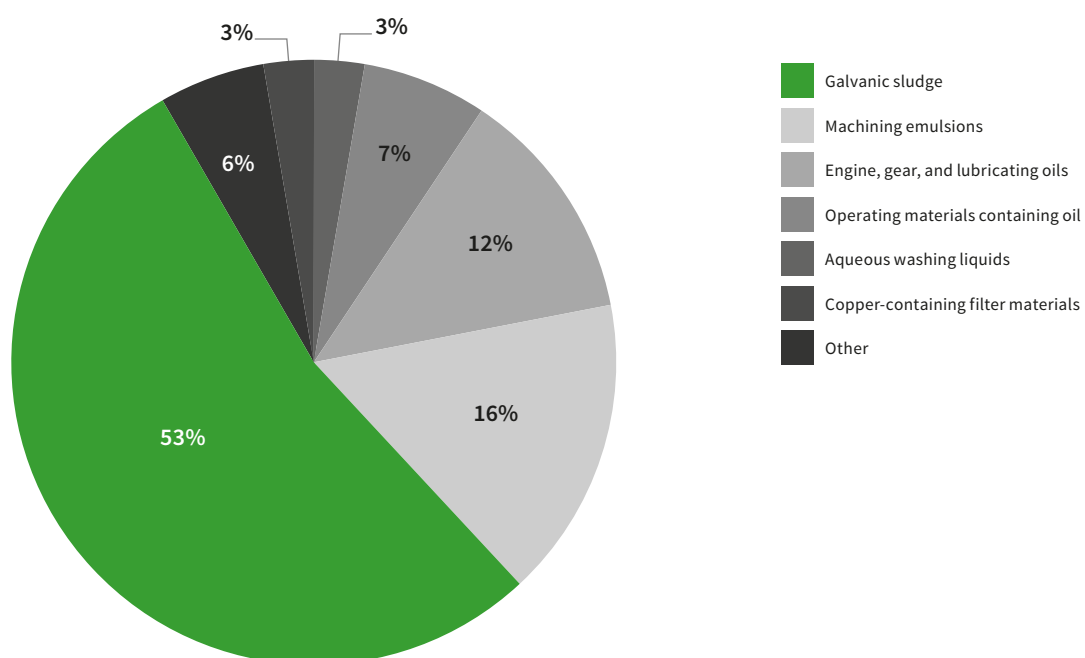
## TOTAL WASTE QUANTITIES 2020

Bamberg, Sokolov and Čačák locations

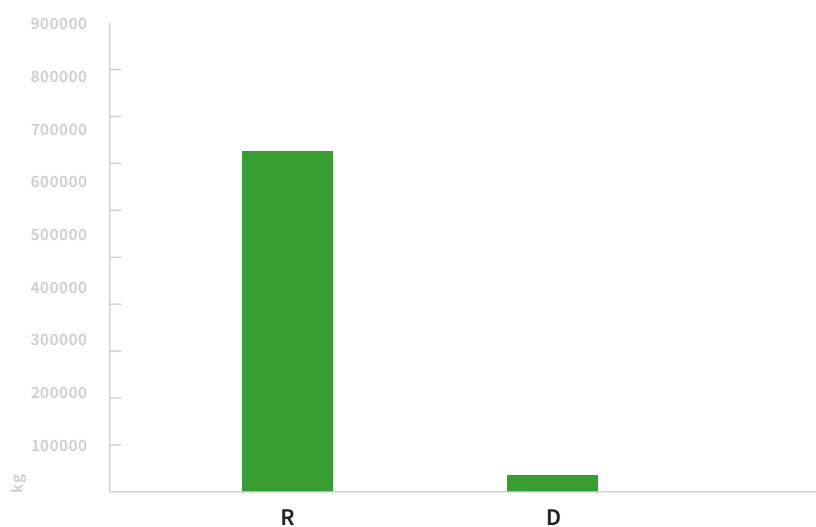


## HAZARDOUS WASTE 2020

Bamberg, Sokolov and Čačák locations



## RECYCLING QUOTA



Result

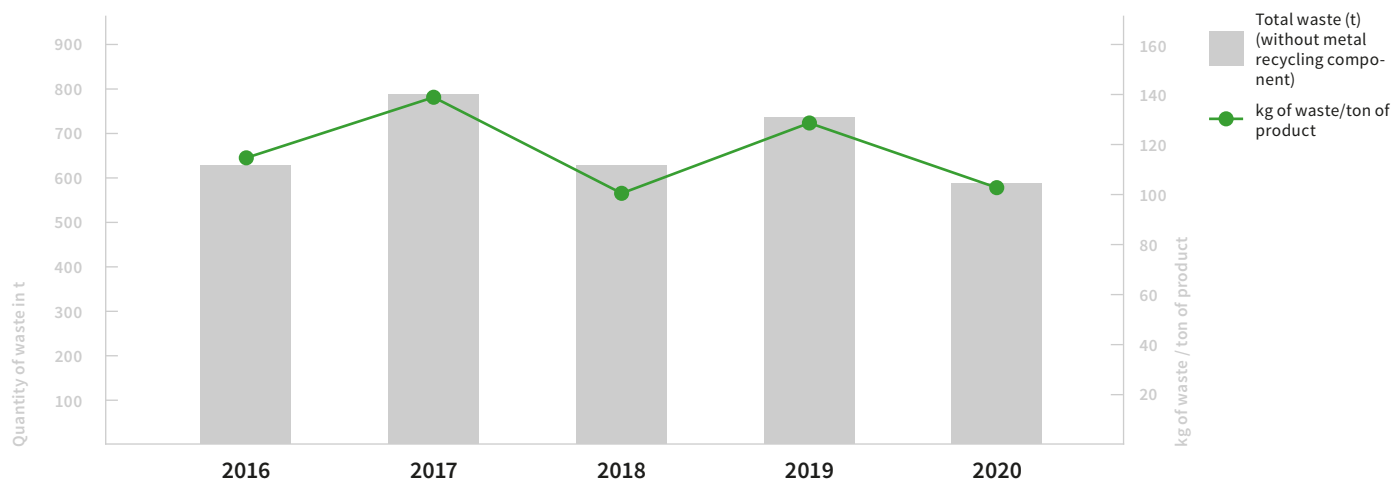
Starting in the 2018 year under review, the waste treatment processes will be reported in accordance with the Closed Substance Cycle and Waste Management Act.

R = Waste for recycling

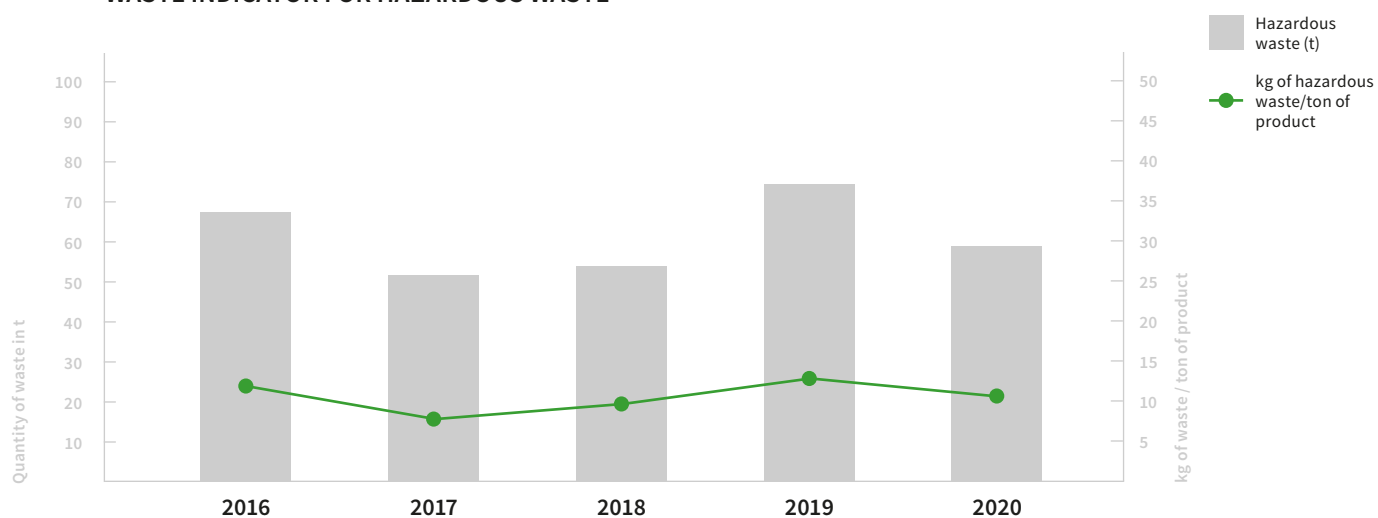
D = Waste for disposal



## WASTE INDICATOR



## WASTE INDICATOR FOR HAZARDOUS WASTE



The waste indicator shows the relationship between the total quantity of waste/quantity of hazardous waste and the total output of products.

# REPORTING AND TARGETS

## ENVIRONMENTAL TARGETS 2019 – 2022

Environmental target	Project	Initial situation	Project data	
			Measure	Date of completion Measure planned
Energy saving	Optimization of compressed air system, Plant II	Leaks throughout the production area	Search for cause and rectify on non-productive days	December 21
	Exchange of lighting system TBK in production, Plant II	T8 electronic ballast technology	Replacement of T8 electronic ballast technology with LED technology SDGLB 18000	Q1/21
	Exchange injection molding machines (TBK)	Current stock from year of construction 1992	Replacement with new machine from year of manufacture 2013	December 21
	Replacement of a drying plant (1976-1990) with a new Koch drying plant (TBK)	Drying plant without frequency converter replaced by plant with frequency converter	Replacement by FU plant	December 21
	Increase in CHP service life due to use of waste heat for adsorbent refrigerating unit for Plant II, plastic injection molding plant	CHP service life limited due to lack of waste heat usage	Replacement of R22 refrigerating unit with adsorbent plant Implementation of performance audit	December 21
Reduction of hazardous substances	Reduction of solvent consumption in the Sokolov plant	Use of solvents containing VOC for cleaning parts 2018: 1017 kg VOC	Sprues and rejected parts are not separated according to type of plastic; no recycling possible.	January 19
		2019: 909 kg VOC		January 20
		2020: 811 kg VOC		January 21






Planned savings			Measure completed	Actual savings		
Energy savings [kWh/a]	Reduction of CO <sub>2</sub> emissions [t]	Reduction of waste quantity		Energy savings [kWh/a]	Reduction of CO <sub>2</sub> emissions [t]	Reduction of waste quantity
260000	6.5					
160,451	4.17					
39825	1.04					
224.784	5.84					
			Profitability calculation being prepared			
		3 % (from 2017)	January 19	Additional consumption depending on orders		11 %
		3 % (from 2018)	January 20			- 11 %
		1 % (from 2020)	January 21			- 10 %

# REPORTING AND TARGETS

## STATUS TABLE\*


 Partially  

 Comprehensive

GRI indicator	Description	Covered by CSR report
<b>Economic performance indicators</b>		
EC2	Financial implications and other risks and opportunities for the organization's activities due to climate change	 
EC7	Procedures for local hiring and proportion of senior management hired from the local community at significant locations of operation	 
<b>Environmental performance indicators</b>		
EN1	Materials used by weight or volume	 
EN2	Percentage of materials used that are recycled input materials	 
EN3	Direct energy consumption by primary energy source	 
EN6	Initiatives to provide highly energy-efficient or renewable energy-based products and services, and reductions in energy requirements as a result of these initiatives	 
EN7	Initiatives to reduce indirect energy consumption and reductions achieved	 
EN8	Total water withdrawal by source	 
EN16	Total direct and indirect greenhouse gas emissions by weight	 
EN20	NOx, SOx, and other significant air emissions by type and weight	 
EN21	Total water discharge by quality and destination	 
EN22	Total weight of waste by type and disposal method	 
EN26	Initiatives to mitigate environmental impacts of products and services, and extent of impact mitigation	 
EN27	Percentage of products sold and their packaging materials that are reclaimed by category.	 
<b>Labor practices and decent work</b>		
LA8	Education, training, counseling, prevention, and risk-control programs in place to assist workforce members, their families, or community members regarding serious diseases	 
LA12	Percentage of employees receiving regular performance and career development reviews	 
<b>Human rights</b>		
HR2	Percentage of significant suppliers and contractors that have undergone screening on human rights and actions taken	Internal report
HR3	Total hours of employee training on policies and procedures concerning aspects of human rights that are relevant to operations, including the percentage of employees trained	Internal report
HR5	Operations identified in which the right to exercise freedom of association and collective bargaining may be at significant risk, and actions taken to support these rights	Internal report
HR6	Operations identified as having significant risk for incidents of child labor, and measures taken to contribute to the elimination of child labor	Internal report
HR7	Operations identified as having significant risk for incidents of forced or compulsory labor, and measures to contribute to the elimination of forced or compulsory labor	Internal report
<b>Society</b>		
SO2	Percentage and total number of business units analyzed for risks related to corruption	Internal report
SO3	Percentage of employees trained in organization's anti-corruption policies and procedures	 
SO4	Actions taken in response to incidents of corruption	 
<b>Product responsibility</b>		
PR5	Practices related to customer satisfaction, including results of surveys measuring customer satisfaction	 

\*) Year under review: 2020.



Answer/reference to report	Explanation	Targets
Page 17 – 23	New products for use in the generation of “green” energy and in energy management side buildings	
The management of each international location is made up almost exclusively of people of the nationality concerned; the vast majority of employees come from the local area		
Internal report	All indicators relate to the unit “ton of product”.	
Internal report	Recycling quota for Cu alloys approx. 0 %.	
Page 35	Energy consumption by energy source for the Bamberg and Sokolov locations	
Page 42 – 43	Environmental targets	Energysaving CO <sub>2</sub> reduction
Page 18	Environmental Product Declaration	Ecological assessment of a product with defined life cycle with regard to its environmental impact
Page 42 – 43	Environmental targets	Energy saving through building management and use of energy-saving lighting
Page 37	Water consumption of the Wieland Electric Gmb	
Page 36	Indicators of the Wieland Electric GmbH	
Page 36	Indicators of the Wieland Electric GmbH	
Internal report	Indicators of the Wieland Electric GmbH	
Page 43 – 45	Indicators of the Wieland Electric GmbH	
Page 39	Avoidance of prohibited and restricted substances	
No reclaiming of packaging, participation in Interseroh GmbH's Dual System		
Page 10 – 13		
100 % at the Bamberg location		
		Supplier policy has been introduced
Annual management training on issues, such as equality		Training for managers on how to work with the company guideline “Legal matters”
		Extension of supplier audits to include Global Compact aspects
		Extension of supplier audits to include Global Compact aspects
		Extension of supplier audits to include Global Compact aspects
		All locations were examined
Annual management training		All managers
No incidents in 2020		
Monthly analysis of incoming customers' assessments by the head of Quality		

# ENVIRONMENTAL REPORTING

---

We are working to create uniform environmental management standards at all Wieland Electric locations.

## **CERTIFICATION OF THE SOKOLOV LOCATION ACCORDING TO ISO 14001**

The Sokolov location is Wieland's largest production site. The environmental aspects relevant in Sokolov – water, emissions, handling hazardous substances, emergency management and energy consumption – are governed by similar statutory regulations based on EU requirements, though with partly divergent implementation provisions. Back in 2017, the Wieland Sokolov location was successfully certified by DQS according to ISO 14001. As a responsible company that takes its obligation of prudent environmental management seriously in the interests of future generations, we are absolutely committed to applying the same environmental standards at the locations. This also sends out an important signal to all employees and customers about the value that is placed on environmental protection as well as health and safety within our company.

## **MATERIAL EFFICIENCY**

Wieland Electric currently produces and markets some 30,000 electromechanical and electronic products for industrial automation and building system technology in a wide variety of product groups. The input of feed materials is fully recorded and managed in the SAP system in the relevant quantity units (piece, kilogram, meter, liter, etc.).

## **ENVIRONMENTAL PERFORMANCE INDICATORS**

The total output volume is recorded and managed as a quantity. All indicators are related to the total production volume in tons.

## **COMPLIANCE WITH LEGAL REGULATIONS**

### **Information**

An online environmental law database is used as a source of information on changes to environment-related laws and regulations that concern the company. Responsibility for observing these changes has been allocated to

members of the environment team on the basis of the classification of the legal areas set out in this database. The scope of the team member's responsibility within the company is taken into account. Relevant legal changes are discussed at meetings of the environment team and any necessary measures are initiated for implementation.

### **Review of compliance**

Compliance with the legal regulations is reviewed by the regular internal audits and environmental inspections. The auditors used have the necessary expertise and qualifications. The measurements, operating tests, and function checks for our electroplating waste water treatment facility, as required under the Self-Monitoring Ordinance, are carried out by qualified staff. In addition, regular measurements are taken by an accredited environmental laboratory commissioned by the company as well as by the relevant environment agencies.

# CERTIFICATION ACCORDING TO EMAS

## Gültigkeitserklärung

SCC 832-21

der

## Umwelterklärung

nach der

## EG-Öko-Audit-Verordnung / EMAS

für die

## Wieland Electric GmbH

Standort Bamberg

### Erklärung des Umweltgutachters zu den Begutachtungs- und Validierungstätigkeiten

Der unterzeichnende EMAS-Umweltgutachter Dipl.-Ing. (FH) Jürgen Schmallenbach (Registrierungs-Nr.: DE-V-0036), akkreditiert oder zugelassen für den Bereich Herstellung von elektronischen Bauelementen (NACE-Code 26.11) und Herstellung von Elektrizitätsverteilungs- und -schaltanlagen (NACE-Code 27.12), bestätigt, begutachtet zu haben, ob der Standort bzw. die gesamte Organisation, wie in der Umwelterklärung der Wieland Electric GmbH (Registrierungsnummer D-106-00012) angegeben, alle Anforderungen der Verordnung (EG) Nr. 1221/2009 des Europäischen Parlaments und des Rates vom 25. Nov. 2009 und der Verordnung (EU) 2017/1505 der Kommission vom 28. Aug. 2017 sowie der Verordnung (EU) 2018/2026 der Kommission vom 19. Dez. 2018 über die freiwillige Teilnahme von Organisationen an einem Gemeinschaftssystem für Umweltmanagement und Umweltbetriebsprüfung (EMAS) erfüllt.

Mit der Unterzeichnung dieser Erklärung wird bestätigt, dass

- die Begutachtung und Validierung in voller Übereinstimmung mit den Anforderungen der Verordnung (EG) Nr. 1221/2009, der Verordnung (EU) 2017/1505 und der Verordnung (EU) 2018/2026 durchgeführt wurde,
- das Ergebnis der Begutachtung und Validierung bestätigt, dass keine Belege für die Nichteinhaltung der geltenden Umweltvorschriften vorliegen,
- die Daten und Angaben der Umwelterklärung der Wieland Electric GmbH am Standort Bamberg ein verlässliches, glaubhaftes und wahrheitsgetreues Bild sämtlicher Tätigkeiten der Wieland Electric GmbH innerhalb des in der Umwelterklärung angegebenen Bereichs geben.

Diese Erklärung kann nicht mit einer EMAS-Registrierung gleichgesetzt werden. Die EMAS-Registrierung kann nur durch eine zuständige Stelle gemäß der Verordnung (EG) Nr. 1221/2009 erfolgen. Diese Erklärung darf nicht als eigenständige Grundlage für die Unterrichtung der Öffentlichkeit verwendet werden.

Jährlich werden aktualisierte Umwelterklärungen veröffentlicht.

Die nächste konsolidierte Umwelterklärung wird im Juni 2024 veröffentlicht.

Bamberg, Maselheim den 21. Juli 2021

Dipl.-Ing. (FH) Jürgen Schmallenbach  
Umweltgutachter DAU-Reg.-Nr.: DE-V-0036

**SCHMALLENBACH**  
CONSULTING & CERTIFICATION

Schmallenbach  
Consulting & Certification  
Äpfinger Berg 3  
88437 Maselheim





# wieland

## HEADQUARTERS

Wieland Electric GmbH  
Brennerstrasse 10 – 14  
96052 Bamberg · Germany

---

Phone +49 951 9324-0  
Fax +49 951 9324-198  
info@wieland-electric.com



0910.1 MC 08/21

Legal notice: Subject to change without notice; errors excepted.  
Photos from: © Wieland Electric, stock.adobe.com

Represented in over 70 countries worldwide:

**www.wieland-electric.com**