

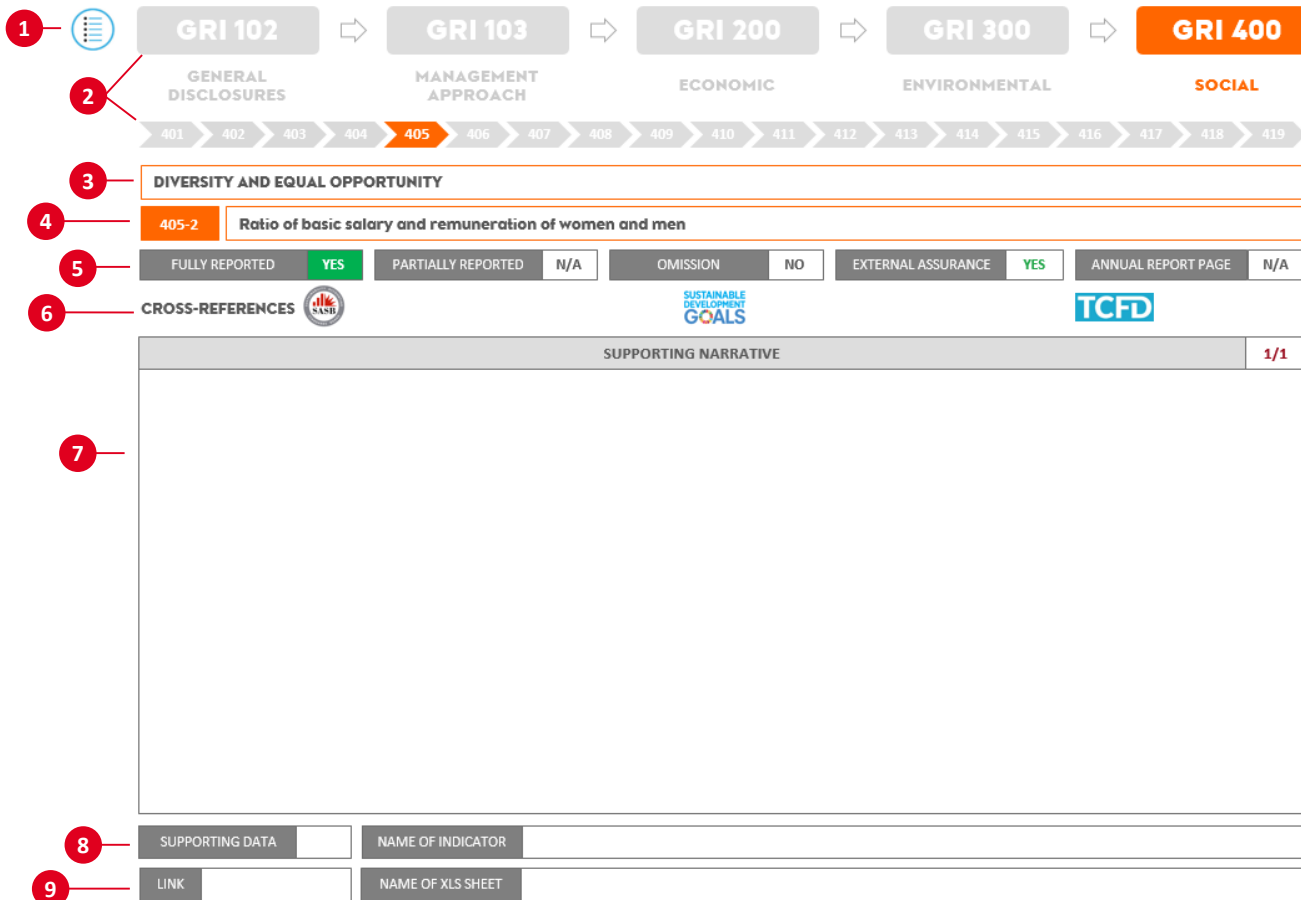
MOL GROUP **GRI STANDARDS REPORTING TABLE**

11 APRIL 2019

GRI REPORTING TABLE: AN INTRODUCTION

- ▶ MOL Group has over the years been applying the GRI standards as the main reporting framework for its non-financial (sustainability) reporting.
- ▶ The use of the GRI Standards was based on the strategy of aiming for global best practices for reporting publicly on a wide range of economic, environmental and social impacts
- ▶ The GRI standards provide MOL group with the possibility of presenting non-financial disclosure to a wide stakeholder group
- ▶ In 2017, MOL group switched to the new GRI standards from the previous G4 standards.
- ▶ In 2018, MOL Group decided to re-think its sustainability reporting framework, including the GRI Standards
- ▶ As a result, MOL Group created a new, highly transparent "GRI Reporting Table" where all 158 indicators, including the GRI sector supplement for 'Oil & Gas sector disclosures' guidelines, are presented separately
- ▶ Each page contains a number of features providing full transparency and comparability, allowing investors, analysts and a wider stakeholder base to assess each indicator separately.
- ▶ Each GRI indicator is cross-referenced to other non-financial (sustainability) reporting frameworks where applicable, whilst supporting data/links are provided.
- ▶ The GRI Reporting Table together with the the Sustainability Report and the Data Library form MOL Group's sustainability reporting:
- ▶ Annual Report and Data Library: https://molgroup.info/en/investor-relations/download-centre#03_annual_reports
- ▶ The "GRI Reporting Table" is updated annually and published alongside the Annual Report and Data Library on the day of the Annual Shareholders Meeting.

GRI REPORTING TABLE: A DESCRIPTION



LEGEND

- 1 BACK TO TABLE OF CONTENT
- 2 GRI STANDARD TITLE AND GRI STANDARD NUMBER
- 3 TOPIC-SPECIFIC STANDARD
- 4 DISCLOSURE NUMBER / SUB-TITLE
- 5 FULLY VS PARTIALLY REPORTED OR OMITTED; EXTERNAL ASSURANCE; ANNUAL REPORT PAGE
- 6 CROSS-REFERENCES (NEXT SLIDE)
- 7 SUPPORTING NARRATIVE INCL. PAGES USED
- 8 SUPPORTING DATA
- 9 LINK TO NARRATIVE / DATA

GRI REPORTING TABLE: CROSS-REFERENCES

1

2 **GRI 102** → **GRI 103** → **GRI 200** → **GRI 300** → **GRI 400**

3 GENERAL DISCLOSURES MANAGEMENT APPROACH ECONOMIC ENVIRONMENTAL SOCIAL

4 401 402 403 404 405 406 407 408 409 410 411 412 413 414 415 416 417 418 419

5 **3** DIVERSITY AND EQUAL OPPORTUNITY

4 405-2 Ratio of basic salary and remuneration of women and men

5 FULLY REPORTED YES PARTIALLY REPORTED N/A OMISSION NO EXTERNAL ASSURANCE YES ANNUAL REPORT PAGE N/A

6 **CROSS-REFERENCES**

7 SUPPORTING NARRATIVE 1/1

With the new, highly transparent "GRI Reporting Table", MOL Group presents all 158 indicators separately (including the GRI sector supplement for 'Oil & Gas Sector Disclosures' guidelines). All 158 indicators are cross-referenced, where possible, to the UN Sustainable Development Goals (SDG), SASB, and to the Task Force on Climate-related Financial Disclosure (TCFD). The cross-references to the SASB, includes *Sustainability Accounting Metric Codes* from SASB's Materiality Map from primarily three different SASB industry categories given the integrated nature of MOL Group: 1) Oil & Gas - Exploration & Production, 2) Oil & Gas - Refining & Marketing, and 3) Chemicals. The GRI Reporting table also incorporates to a lesser extent two other industry categories 4) Multiline and Specialty Retailers & Distributors, and 5) Advertising and Marketing.

8 SUPPORTING DATA NAME OF INDICATOR

9 LINK NAME OF XLS SHEET

LEGEND

- 1** BACK TO TABLE OF CONTENT
- 2** GRI STANDARD TITLE AND GRI STANDARD NUMBER
- 3** TOPIC-SPECIFIC STANDARD
- 4** DISCLOSURE NUMBER / SUB-TITLE
- 5** FULLY VS PARTIALLY REPORTED OR OMITTED; EXTERNAL ASSURANCE; ANNUAL REPORT PAGE
- 6** CROSS-REFERENCES
- 7** SUPPORTING NARRATIVE INCL. PAGES USED
- 8** SUPPORTING DATA
- 9** LINK TO NARRATIVE / DATA

GRI REPORTING TABLE: CROSS-REFERENCES

1

2 **GRI 102** → **GRI 103** → **GRI 200** → **GRI 300** → **GRI 400**

GENERAL DISCLOSURES MANAGEMENT APPROACH ECONOMIC ENVIRONMENTAL SOCIAL

401 402 403 404 405 406 407 408 409 410 411 412 413 414 415 416 417 418 419

3 **DIVERSITY AND EQUAL OPPORTUNITY**

4 405-2 **Ratio of basic salary and remuneration of women and men**

5 FULLY REPORTED YES PARTIALLY REPORTED N/A OMISSION NO EXTERNAL ASSURANCE YES ANNUAL REPORT PAGE N/A

6 **CROSS-REFERENCES**

7 **SUPPORTING NARRATIVE** 1/1

EM-EP-110α
Oil & Gas
Exploration & Production

EM-RM-110α
Oil & Gas
Refining & Marketing

RT-CH-110α
Chemicals

G
GOVERNANCE

S
STRATEGY

R
RISK MANAGEMENT

M
METRICS & TARGETS

8 SUPPORTING DATA NAME OF INDICATOR









































9 LINK NAME OF XLS SHEET

LEGEND

- 1 BACK TO TABLE OF CONTENT
- 2 GRI STANDARD TITLE AND GRI STANDARD NUMBER
- 3 TOPIC-SPECIFIC STANDARD
- 4 DISCLOSURE NUMBER / SUB-TITLE
- 5 FULLY VS PARTIALLY REPORTED OR OMITTED; EXTERNAL ASSURANCE; ANNUAL REPORT PAGE
- 6 CROSS-REFERENCES
- 7 SUPPORTING NARRATIVE INCL. PAGES USED
- 8 SUPPORTING DATA
- 9 LINK TO NARRATIVE / DATA









































GRI REPORTING TABLE: CONTENT INDEX

 FULLY REPORTED /
  PARTLY REPORTED /
  OMITTED

STANDARD TITLE			DISCLOSURE TITLE		SLIDE
GRI 102	Organizational profile	102-01		Name of the organization	11
GRI 102	Organizational profile	102-02		Activities, brands, products, and services	12
GRI 102	Organizational profile	102-03		Location of headquarters	13
GRI 102	Organizational profile	102-04		Location of operations	14
GRI 102	Organizational profile	102-05		Ownership and legal form	15
GRI 102	Organizational profile	102-06		Markets served	16
GRI 102	Organizational profile	102-07		Scale of the organization	17
GRI 102	Organizational profile	102-08		Information on employees and other workers	18
GRI 102	Organizational profile	102-09		Supply chain	19
GRI 102	Organizational profile	102-10		Significant changes to the organization and its supply chain	20
GRI 102	Organizational profile	102-11		Precautionary Principle or approach	21
GRI 102	Organizational profile	102-12		External initiatives	22
GRI 102	Organizational profile	102-13		Membership of associations	23
GRI 102	Strategy	102-14		Statement from senior decision-maker	24
GRI 102	Strategy	102-15		Key impacts, risks, and opportunities	25
GRI 102	Ethics and Integrity	102-16		Values, principles, standards, and norms of behavior	26
GRI 102	Ethics and Integrity	102-17		Mechanisms for advice and concerns about ethics	27
GRI 102	Governance	102-18		Governance structure	28
GRI 102	Governance	102-19		Delegating authority	29
GRI 102	Governance	102-20		Executive-level responsibility for economic, environmental, and social topics	30
GRI 102	Governance	102-21		Consulting stakeholders on economic, environmental, and social topics	31
GRI 102	Governance	102-22		Composition of the highest governance body and its committees	32
GRI 102	Governance	102-23		Chair of the highest governance body	33
GRI 102	Governance	102-24		Nominating and selecting the highest governance body	34
GRI 102	Governance	102-25		Conflicts of interest	35
GRI 102	Governance	102-26		Role of highest governance body in setting purpose, values, and strategy	36
GRI 102	Governance	102-27		Collective knowledge of highest governance body	37
GRI 102	Governance	102-28		Evaluating the highest governance body's performance	38
GRI 102	Governance	102-29		Identifying and managing economic, environmental, and social impacts	39
GRI 102	Governance	102-30		Effectiveness of risk management processes	40
GRI 102	Governance	102-31		Review of economic, environmental, and social topics	41
GRI 102	Governance	102-32		Highest governance body's role in sustainability reporting	42
GRI 102	Governance	102-33		Communicating critical concerns	43
GRI 102	Governance	102-34		Nature and total number of critical concerns	44
GRI 102	Governance	102-35		Remuneration policies	45
GRI 102	Governance	102-36		Process for determining remuneration	46
GRI 102	Governance	102-37		Stakeholders' involvement in remuneration	47
GRI 102	Governance	102-38		Annual total compensation ratio	48
GRI 102	Governance	102-39		Percentage increase in annual total compensation ratio	49
GRI 102	Governance	102-40		List of stakeholder groups	50









































GRI REPORTING TABLE: CONTENT INDEX

 FULLY REPORTED /
  PARTLY REPORTED /
  OMITTED

STANDARD TITLE			DISCLOSURE TITLE		SLIDE
GRI 102	Stakeholder Engagement	102-41		Collective bargaining agreements	51
GRI 102	Stakeholder Engagement	102-42		Identifying and selecting stakeholders	52
GRI 102	Stakeholder Engagement	102-43		Approach to stakeholder engagement	53
GRI 102	Stakeholder Engagement	102-44		Key topics and concerns raised	54
GRI 102	Reporting Practice	102-45		Entities included in the consolidated financial statements	55
GRI 102	Reporting Practice	102-46		Defining report content and topic Boundaries	56
GRI 102	Reporting Practice	102-47		List of material topics	57
GRI 102	Reporting Practice	102-48		Restatements of information	58
GRI 102	Reporting Practice	102-49		Changes in reporting	59
GRI 102	Reporting Practice	102-50		Reporting period	60
GRI 102	Reporting Practice	102-51		Date of most recent report	61
GRI 102	Reporting Practice	102-52		Reporting cycle	62
GRI 102	Reporting Practice	102-53		Contact point for questions regarding the report	63
GRI 102	Reporting Practice	102-54		Claims of reporting in accordance with the GRI Standards	64
GRI 102	Reporting Practice	102-55		GRI content index	65
GRI 102	Reporting Practice	102-56		External assurance	66
GRI 103	Management Approach	103-1		Explanation of the material topic and its boundary	67
GRI 103	Management Approach	103-2		The management approach and its components	68
GRI 103	Management Approach	103-3		Evaluation of the management approach	69
GRI 201	Economic Performance	201-1		Direct economic value generated and distributed	70
GRI 201	Economic Performance	201-2		Financial implications and other risks and opportunities due to climate change	71-72
GRI 201	Economic Performance	201-3		Defined benefit plan obligations and other retirement plans	73
GRI 201	Economic Performance	201-4		Financial assistance received from government	74
GRI 202	Market Presence	202-1		Ratios of standard entry level wage by gender compared to local minimum wage	75
GRI 202	Market Presence	202-2		Proportion of senior management hired from the local community	76
GRI 203	Indirect Economic Impacts	203-1		Infrastructure investments and services supported	77
GRI 203	Indirect Economic Impacts	203-2		Significant indirect economic impacts	78
GRI OG	Reserves	OG-1		Volume and type of estimated proved reserves and production	79
GRI 204	Procurement Practices	204-1		Proportion of spending on local suppliers	80
GRI 205	Anti-corruption	205-1		Operations assessed for risks related to corruption	81
GRI 205	Anti-corruption	205-2		Communication and training about anti-corruption policies and procedures	82
GRI 205	Anti-corruption	205-3		Confirmed incidents of corruption and actions taken	83
GRI 206	Anti-competitive Behavior	206-1		Legal actions for anti-competitive behavior, anti-trust, and monopoly practices	84
GRI 301	Materials	301-1		Materials used by weight or volume	85
GRI 301	Materials	301-2		Recycled input materials used	86
GRI 301	Materials	301-3		Reclaimed products and their packaging materials	87
GRI 302	Energy	302-1		Energy consumption within the organization	88
GRI 302	Energy	302-2		Energy consumption outside of the organization	89
GRI 302	Energy	302-3		Energy intensity	90
GRI 302	Energy	302-4		Reduction of energy consumption	91







































GRI REPORTING TABLE: CONTENT INDEX

 FULLY REPORTED /
  PARTLY REPORTED /
  OMITTED

STANDARD TITLE			DISCLOSURE TITLE		SLIDE
GRI 302	Energy	302-5		Reductions in energy requirements of products and services	92
GRI OG	Energy	OG-2		Total Amount Invested in Renewable Energy	93
GRI OG	Energy	OG-3		Total Amount of Renewable Energy generated by source.	94
GRI 303	Water and Effluents	303-1		Interactions with water as a shared resource	95
GRI 303	Water and Effluents	303-2		Management of water discharge-related impacts	96
GRI 303	Water and Effluents	303-3		Water withdrawal	97
GRI 303	Water and Effluents	303-4		Water discharge	98
GRI 303	Water and Effluents	303-5		Water consumption	99
GRI 304	Biodiversity	304-1		Operational sites owned, leased, managed in, or adjacent to, protected areas and areas of high biodiversity value outside protected area	100
GRI 304	Biodiversity	304-2		Significant impacts of activities, products, and services on biodiversity	101
GRI 304	Biodiversity	304-3		Habitats protected or restored	102
GRI 304	Biodiversity	304-4		IUCN Red List species and national conservation list species with habitats in areas affected by operations	103
GRI OG	Biodiversity	OG-4		Number and percentage of significant operating sites in which biodiversity risk has been assessed and monitored.	104
GRI 305	Emissions	305-1		Direct (Scope 1) GHG emissions	105
GRI 305	Emissions	305-2		Energy indirect (Scope 2) GHG emissions	106
GRI 305	Emissions	305-3		Other indirect (Scope 3) GHG emissions	107
GRI 305	Emissions	305-4		GHG emissions intensity	108
GRI 305	Emissions	305-5		Reduction of GHG emissions	109
GRI 305	Emissions	305-6		Emissions of ozone-depleting substances (ODS)	110
GRI 305	Emissions	305-7		Nitrogen oxides (NOX), sulfur oxides (SOX), and other significant air emissions	111
GRI 306	Effluents and Waste	306-1		Water discharge by quality and destination	112
GRI 306	Effluents and Waste	306-2		Waste by type and disposal method	113
GRI 306	Effluents and Waste	306-3		Significant spills	114
GRI 306	Effluents and Waste	306-4		Transport of hazardous waste	115
GRI 306	Effluents and Waste	306-5		Water bodies affected by water discharges and/or runoff	116
GRI OG	Effluents and Waste	OG-5		Volume of formation of produced water	117
GRI OG	Effluents and Waste	OG-6		Volume of flared and vented hydrocarbon	118
GRI OG	Effluents and Waste	OG-7		Amounts of drilling waste (drill mud cuttings) and strategies for treatment and disposal	119
GRI 307	Environmental Compliance	307-1		Non-compliance with environmental laws and regulations	120
GRI 308	Supplier Environmental Assessment	308-1		New suppliers that were screened using environmental criteria	121
GRI 308	Supplier Environmental Assessment	308-2		Negative environmental impacts in the supply chain and actions taken	122
GRI OG	Products and Services	OG-8		Benzene, Lead and Sulfur content in fuels	123
GRI 401	Employment	401-1		New employee hires and employee turnover	124
GRI 401	Employment	401-2		Benefits provided to full-time employees that are not provided to temporary or part-time employees	125
GRI 401	Employment	401-3		Parental leave	126
GRI 402	Labor Management Relations	402-1		Minimum notice periods regarding operational changes	127
GRI 403	Occupational Health and Safety	403-1		Occupational health and safety management system	128
GRI 403	Occupational Health and Safety	403-2		Hazard identification, risk assessment, and incident investigation	129
GRI 403	Occupational Health and Safety	403-3		Occupational health services	130
GRI 403	Occupational Health and Safety	403-4		Worker participation, consultation, and communication on occupational health and safety	131

GRI REPORTING TABLE: CONTENT INDEX

 FULLY REPORTED /
  PARTLY REPORTED /
  OMITTED

STANDARD TITLE			DISCLOSURE TITLE		SLIDE
GRI 403	Occupational Health and Safety	403-5		Worker training on occupational health and safety	132
GRI 403	Occupational Health and Safety	403-6		Promotion of worker health	133
GRI 403	Occupational Health and Safety	403-7		Prevention and mitigation of occupational health and safety impacts directly linked by business relationships	134
GRI 403	Occupational Health and Safety	403-8		Workers covered by an occupational health and safety management system	135
GRI 403	Occupational Health and Safety	403-9		Work-related injuries	136
GRI 403	Occupational Health and Safety	403-10		Work-related ill health	137
GRI 404	Training and Education	404-1		Average hours of training per year per employee	138
GRI 404	Training and Education	404-2		Programs for upgrading employee skills and transition assistance programs	139
GRI 404	Training and Education	404-3		Percentage of employees receiving regular performance and career development reviews	140
GRI 405	Diversity and Equal Opportunity	405-1		Diversity of governance bodies and employees	141
GRI 405	Diversity and Equal Opportunity	405-2		Ratio of basic salary and remuneration of women to men	142
GRI 406	Non-discrimination	406-1		Incidents of discrimination and corrective actions taken	143
GRI 407	Freedom of Association / Collective Bargaining	407-1		Operations and suppliers in which the right to freedom of association and collective bargaining may be at risk	144
GRI 408	Child Labor	408-1		Operations and suppliers at significant risk for incidents of child labor	145
GRI 409	Forced or Compulsory Labor	409-1		Operations and suppliers at significant risk for incidents of forced or compulsory labor	146
GRI 410	Security Practices	410-1		Security personnel trained in human rights policies or procedures	147
GRI 411	Rights of Indigenous Peoples	411-1		Incidents of violations involving rights of indigenous peoples	148
GRI OG	Rights of Indigenous Peoples	OG-9		Operations where indigenous communities are present or affected by activities and where specific engagement strategies are in place	149
GRI 412	Human Rights Assessment	412-1		Operations that have been subject to human rights reviews or impact assessments	150
GRI 412	Human Rights Assessment	412-2		Employee training on human rights policies or procedures	151
GRI 412	Human Rights Assessment	412-3		Significant investment agreements and contracts that include human rights clauses or that underwent human rights screening	152
GRI 413	Local Communities	413-1		Operations with local community engagement, impact assessments, and development programs	153
GRI 413	Local Communities	413-2		Operations with significant actual and potential negative impacts on local communities	154
GRI OG	Local Communities	OG-10		Number and description of significant disputes with local communities and indigenous people	155-156
GRI OG	Local Communities	OG-11		Number of sites that have been decommissioned and sites that are in the process of being decommissioned.	157
GRI 414	Supplier Social Assessment	414-1		New suppliers that were screened using social criteria	158
GRI 414	Supplier Social Assessment	414-2		Negative social impacts in the supply chain and actions taken	159
GRI 415	Public Policy	415-1		Political contributions	160
GRI 416	Customer Health and Safety	416-1		Assessment of the health and safety impacts of product and service categories	161
GRI 416	Customer Health and Safety	416-2		Incidents of non-compliance concerning the health and safety impacts of products and services	162
GRI 417	Marketing and Labeling	417-1		Requirements for product and service information and labeling	163
GRI 417	Marketing and Labeling	417-2		Incidents of non-compliance concerning product and service information and labeling	164
GRI 417	Marketing and Labeling	417-3		Incidents of non-compliance concerning marketing communications	165
GRI 418	Customer Privacy	418-1		Substantiated complaints concerning breaches of customer privacy and losses of customer data	166
GRI 419	Socioeconomic Compliance	419-1		Non-compliance with laws and regulations in the social and economic area	167
GRI OG	Socioeconomic Compliance	OG-12		Operations where involuntary resettlement took place, number of household resettled and how livelihood was affected in the process	168
GRI OG	Socioeconomic Compliance	OG-13		Number of process safety events by business activity	169
GRI OG	Socioeconomic Compliance	OG-14		Volume of biofuels produced and purchased meeting sustainability criteria	170

GRI REPORTING TABLE



GRI 102



GRI 103



GRI 200



GRI 300



GRI 400

GENERAL DISCLOSURES

MANAGEMENT APPROACH

ECONOMIC

ENVIRONMENTAL

SOCIAL

102

ORGANIZATION PROFILE

102-1

Name of organization

FULLY REPORTED

YES

PARTIALLY REPORTED

N/A

OMISSION

NO

EXTERNAL ASSURANCE

YES

ANNUAL REPORT PAGE

N/A

CROSS-REFERENCES



SUPPORTING NARRATIVE

1/1

The name of the organization is

MOL Magyar Olaj- és Gázipari Nyrt

(henceforth MOL Group)

<https://molgroup.info/en/contact-us>

SUPPORTING DATA

N/A

NAME OF INDICATOR

N/A

LINK

N/A

NAME OF XLS SHEET

N/A

**GRI 102****GRI 103****GRI 200****GRI 300****GRI 400****GENERAL DISCLOSURES****MANAGEMENT APPROACH****ECONOMIC****ENVIRONMENTAL****SOCIAL****102****ORGANIZATION PROFILE****102-2****Activities, brands, products, and services**

FULLY REPORTED

YES

PARTIALLY REPORTED

N/A

OMISSION

NO

EXTERNAL ASSURANCE

YES

ANNUAL REPORT PAGE

N/A

CROSS-REFERENCES**SUPPORTING NARRATIVE****1/1**

MOL Group is an integrated, international oil and gas company. Description of MOL Group's activities and information on primary brands, products, and services can be obtained from the website as well as from capital markets communication materials:

DOWNSTREAM:

<https://molgroup.info/en/our-business/downstream>

UPSTREAM:

<https://molgroup.info/en/our-business/exploration-and-production>

INNOVATIVE BUSINESS AND SERVICES:

<https://molgroup.info/en/our-business/innovative-businesses-and-services>

GAS MIDSTREAM:

<https://molgroup.info/en/our-business/natural-gas-transmission/map-natural-gas-transmission>

ANNUAL REPORT AND DATA LIBRARY

https://molgroup.info/en/investor-relations/download-centre#03_annual_reports

INVESTOR RELATIONS PRESENTATIONS:

https://molgroup.info/en/investor-relations/download-centre#01_investor_presentations

SUPPORTING DATA

N/A

NAME OF INDICATOR

N/A

LINK

N/A

NAME OF XLS SHEET

N/A



GRI 102



GRI 103



GRI 200



GRI 300



GRI 400

GENERAL DISCLOSURES

MANAGEMENT APPROACH

ECONOMIC

ENVIRONMENTAL

SOCIAL

102

ORGANIZATION PROFILE

102-3

Location of headquarters

FULLY REPORTED

YES

PARTIALLY REPORTED

N/A

OMISSION

NO

EXTERNAL ASSURANCE

YES

ANNUAL REPORT PAGE

N/A

CROSS-REFERENCES



SUPPORTING NARRATIVE

1/1

MOL Group HQ location:

MOL Group
Október huszonharmadika utca 18
1117 Budapest
Hungary

<https://molgroup.info/en/contact-us>

SUPPORTING DATA

N/A

NAME OF INDICATOR

N/A

LINK

N/A

NAME OF XLS SHEET

N/A

**GRI 102****GRI 103****GRI 200****GRI 300****GRI 400****GENERAL DISCLOSURES****MANAGEMENT APPROACH****ECONOMIC****ENVIRONMENTAL****SOCIAL****102****ORGANIZATION PROFILE****102-4****Location of operations**

FULLY REPORTED

YES

PARTIALLY REPORTED

N/A

OMISSION

NO

EXTERNAL ASSURANCE

YES

ANNUAL REPORT PAGE

N/A

CROSS-REFERENCES**SUPPORTING NARRATIVE****1/1**

Visual description of MOL's location of operations can found in the links below:

DOWNSTREAM:

<https://molgroup.info/en/our-business/downstream/map-downstream>

UPSTREAM:

<https://molgroup.info/en/our-business/exploration-and-production/map-interactive><https://molgroup.info/en/our-business/exploration-and-production/operations>

CONSUMER SERVICES

<https://molgroup.info/en/our-business/innovative-businesses-and-services/consumer-services/retail>

GAS MIDSTREAM:

<https://molgroup.info/en/our-business/natural-gas-transmission/map-natural-gas-transmission>

GROUP-WIDE OVERVIEW

<https://molgroup.info/en/about-mol-group/mol-group-worldwide>

SUPPORTING DATA

N/A

NAME OF INDICATOR

N/A

LINK

N/A

NAME OF XLS SHEET

N/A

**GRI 102****GRI 103****GRI 200****GRI 300****GRI 400****GENERAL DISCLOSURES****MANAGEMENT APPROACH****ECONOMIC****ENVIRONMENTAL****SOCIAL****102****ORGANIZATION PROFILE****102-5****Ownership and legal form**

FULLY REPORTED

YES

PARTIALLY REPORTED

N/A

OMISSION

NO

EXTERNAL ASSURANCE

YES

ANNUAL REPORT PAGE

48**CROSS-REFERENCES****SUPPORTING NARRATIVE****1/1**

Detailed information about the nature of MOL's ownership and legal form can be obtained from the website, as well as from from capital markets communication materials (last link) which are updated on a regular basis:

<https://molgroup.info/en/investor-relations/share-information/ownership-structure>

ANNUAL REPORT AND DATA LIBRARY

https://molgroup.info/en/investor-relations/download-centre#03_annual_reports

INVESTOR RELATIONS PRESENTATIONS:

https://molgroup.info/en/investor-relations/download-centre#01_investor_presentations

SUPPORTING DATA

N/A

NAME OF INDICATOR

N/A

LINK

N/A

NAME OF XLS SHEET

N/A

**GRI 102****GRI 103****GRI 200****GRI 300****GRI 400****GENERAL DISCLOSURES****MANAGEMENT APPROACH****ECONOMIC****ENVIRONMENTAL****SOCIAL****102****ORGANIZATION PROFILE****102-6****Markets served**

FULLY REPORTED

YES

PARTIALLY REPORTED

N/A

OMISSION

NO

EXTERNAL ASSURANCE

YES

ANNUAL REPORT PAGE

N/A

CROSS-REFERENCES**SUPPORTING NARRATIVE****1/1**

Overview of markets served can be obtained in the links below, as customer include both B2B and B2C:

DOWNSTREAM:

<https://molgroup.info/en/our-business/downstream/map-downstream>

UPSTREAM:

<https://molgroup.info/en/our-business/exploration-and-production/map-interactive>

<https://molgroup.info/en/our-business/exploration-and-production/operations>

CONSUMER SERVICES

<https://molgroup.info/en/our-business/innovative-businesses-and-services/consumer-services/retail>

GAS MIDSTREAM:

<https://molgroup.info/en/our-business/natural-gas-transmission/map-natural-gas-transmission>

SUPPORTING DATA

N/A

NAME OF INDICATOR

N/A

LINK

N/A

NAME OF XLS SHEET

N/A



GRI 102



GRI 103



GRI 200



GRI 300



GRI 400

GENERAL DISCLOSURES

MANAGEMENT APPROACH

ECONOMIC

ENVIRONMENTAL

SOCIAL

102

ORGANIZATION PROFILE

102-7

Scale of Organization

FULLY REPORTED

YES

PARTIALLY REPORTED

N/A

OMISSION

NO

EXTERNAL ASSURANCE

YES

ANNUAL REPORT PAGE

N/A

CROSS-REFERENCES



SUPPORTING NARRATIVE

1/1

Overview of the scale of the organization can be obtained through the link below:

<https://molgroup.info/en/about-mol-group/company-overview>

Latest data can be downloaded through capital markets presentations, information sheets, as well as Annual Report and Data Library can be obtained through the link below:

<https://molgroup.info/en/investor-relations/download-centre>

https://molgroup.info/en/investor-relations/download-centre#03_annual_reports

SUPPORTING DATA

N/A

NAME OF INDICATOR

N/A

LINK

N/A

NAME OF XLS SHEET

N/A

**GRI 102****GRI 103****GRI 200****GRI 300****GRI 400****GENERAL DISCLOSURES****MANAGEMENT APPROACH****ECONOMIC****ENVIRONMENTAL****SOCIAL****102****ORGANIZATION PROFILE****102-8****Information on employees and other workers**

FULLY REPORTED

NO

PARTIALLY REPORTED

YES

OMISSION

NO

EXTERNAL ASSURANCE

YES

ANNUAL REPORT PAGE

N/A**CROSS-REFERENCES****SUPPORTING NARRATIVE****1/1**

Information on MOL Group's employees and other workers can be obtained through the Data Library and Annual Reports, and on the group website via the links below:

https://molgroup.info/en/investor-relations/download-centre#03_annual_reports

<https://molgroup.info/hu/sustainability/human-capital>

PARTIAL RERPORTING EXPLANATION:

MOL Group does not disclose breakdown of total number of employees by employment contract (permanent/temporary) by region. Only full-time employees are categorized by region. Disclosure of this indicator is under consideration.

SUPPORTING DATA

YES

NAME OF INDICATOR

Total Workforce

LINK

[DATA LIBRARY](#)

NAME OF XLS SHEET

HUMAN CAPITAL

**GRI 102****GRI 103****GRI 200****GRI 300****GRI 400****GENERAL DISCLOSURES****MANAGEMENT APPROACH****ECONOMIC****ENVIRONMENTAL****SOCIAL****102****ORGANIZATION PROFILE****102-9****Supply Chain**

FULLY REPORTED

YES

PARTIALLY REPORTED

N/A

OMISSION

NO

EXTERNAL ASSURANCE

YES

ANNUAL REPORT PAGE

N/A

CROSS-REFERENCES**8****SUPPORTING NARRATIVE****1/1**

MOL Group is committed to implement the principle of „product stewardship“ on the highest level in its procurement processes through the quality and parameters of the purchased products and services. Consequently, the purchased products should satisfy the strictest quality criteria.

Suppliers Relations Management: MOL Group has launched and rolled several initiatives aiming at further developing cooperation with suppliers and facilitating the implementation of MOL Group efforts related to sustainable development. Including the preparation of a standard criteria system for activities with risk exposure. MOL Group wishes to ensure trouble-free cooperation and to filter out incompetent suppliers prior to the selection process, holding preliminary control of the relevant compliance criteria. Development of the HSE criteria system and ensuring compliance with such criteria in MOL for suppliers offering services for HSE-critical operations (pre-contracting competence analysis, and on-site audit held during the delivery of supplier's services). Development of supplier evaluation system, including HSE criteria, supporting the successful development of suppliers performance in HSE-related matters. Annual Suppliers Forum for our potential suppliers, where two-way communication will be secured, in addition to presenting MOL expectations.

Responsible Supply Chain: MOL Group enters into relationships and conduct business with thousands of suppliers from more than 40 countries given the size and international presence of the Group. MOL Group is committed to build and maintain a responsible and sustainable supply chain. Hence why interactions with suppliers are based on compliance with all relevant laws and regulations and the highest ethical standards. MOL Group supports suppliers to comply with them, and are required to behave in a responsible and sustainable manner. MOL Group places particularly emphasis on avoiding and prohibiting corrupt practices in all circumstances, whether in dealings with representatives of either the public or private sector. Furthermore, MOL Group emphasizes the respect of human rights and condemns human rights abuses in any form. We expect suppliers to comply with relevant health, safety and environmental laws, legal and MOL Group regulations, and norms of fair competition.

Additional information on MOL Group's supply chain can be obtained via the below link:

<https://molgroup.info/hu/sustainability/ethics-and-governance/procurement>

FOR ADDITIONAL SUPPLY CHAI AND/OR PROCUREMENT RELATED INFORMATION GO TO: GRI 204-1 / GRI 308-1 / 308-2 / GRI 414-1 / 414-2

SUPPORTING DATA

N/A

NAME OF INDICATOR

N/A

LINK

N/A

NAME OF XLS SHEET

N/A

**GRI 102****GRI 103****GRI 200****GRI 300****GRI 400****GENERAL DISCLOSURES****MANAGEMENT APPROACH****ECONOMIC****ENVIRONMENTAL****SOCIAL****102****ORGANIZATION PROFILE****102-10 Significant changes to the organization and its supply chain**

FULLY REPORTED

YES

PARTIALLY REPORTED

N/A

OMISSION

NO

EXTERNAL ASSURANCE

YES

ANNUAL REPORT PAGE

N/A

CROSS-REFERENCES**SUPPORTING NARRATIVE****1/1**

MOL Group regularly updates capital markets and its stakeholders with information concerning significant changes to the organization and its supply chain. This information can be obtained through a range of sources from the following links:

PRESS RELEASES

<https://molgroup.info/en/media-centre/press-releases/>

REGULATED INFORMATION

<https://molgroup.info/en/investor-relations/regulated-information>

INVESTOR PRESENTATIONS

<https://molgroup.info/en/investor-relations/download-centre>

SUPPORTING DATA

N/A

NAME OF INDICATOR

N/A

LINK

N/A

NAME OF XLS SHEET

N/A



GRI 102



GRI 103



GRI 200



GRI 300



GRI 400

GENERAL DISCLOSURES

MANAGEMENT APPROACH

ECONOMIC

ENVIRONMENTAL

SOCIAL

102

ORGANIZATION PROFILE

102-11 Precautionary Principle or approach

FULLY REPORTED

YES

PARTIALLY REPORTED

N/A

OMISSION

NO

EXTERNAL ASSURANCE

YES

ANNUAL REPORT PAGE

N/A

CROSS-REFERENCES



SUPPORTING NARRATIVE

1/1

Information on how MOL Group applies to Precautionary Principle or approach can be obtained through the following link:

<https://molgroup.info/en/sustainability/sustainability-and-mol/hse-policy-and-strategy>

SUPPORTING DATA

N/A

NAME OF INDICATOR

N/A

LINK

N/A

NAME OF XLS SHEET

N/A



GRI 102



GRI 103



GRI 200



GRI 300



GRI 400

GENERAL DISCLOSURES

MANAGEMENT APPROACH

ECONOMIC

ENVIRONMENTAL

SOCIAL

102

ORGANIZATION PROFILE

102-12 External Initiatives

FULLY REPORTED

YES

PARTIALLY REPORTED

N/A

OMISSION

NO

EXTERNAL ASSURANCE

YES

ANNUAL REPORT PAGE

N/A

CROSS-REFERENCES



EM-EP-530a.1/ EM-RM-530a.1



16



SUPPORTING NARRATIVE

1/1

TO BE READ AND UNDERSTOOD IN CONJUNCTION WITH GRI 102-13 AND GRI 415-1

The list of externally-developed economic, environmental and social charters, principles, and other initiatives to which MOL subscribes, or endorses can be found on the link below:

<https://molgroup.info/en/sustainability/sustainability-and-mol/commitments-to-external-initiatives>

SUPPORTING DATA

N/A

NAME OF INDICATOR

N/A

LINK

N/A

NAME OF XLS SHEET

N/A



GRI 102



GRI 103



GRI 200



GRI 300



GRI 400

GENERAL DISCLOSURES

MANAGEMENT APPROACH

ECONOMIC

ENVIRONMENTAL

SOCIAL

102

ORGANIZATION PROFILE

102-13 Membership of associations

FULLY REPORTED

YES

PARTIALLY REPORTED

N/A

OMISSION

NO

EXTERNAL ASSURANCE

YES

ANNUAL REPORT PAGE

N/A

CROSS-REFERENCES



EM-EP-530a.1/ EM-RM-530a.1/ RT-CH-530a.1



16



SUPPORTING NARRATIVE

1/1

TO BE READ AND UNDERSTOOD IN CONJUNCTION WITH GRI 102-12 AND GRI 415-1

The list of MOL Group's main memberships of industry or other associations, and national or international advocacy organizations can be found on the link below. During 2018, MOL Group's total spending on membership fees for EU and international associations amounted to EUR 1.05 million.

<https://molgroup.info/en/sustainability/sustainability-and-mol/commitments-to-external-initiatives>

SUPPORTING DATA

N/A

NAME OF INDICATOR

N/A

LINK

N/A

NAME OF XLS SHEET

N/A



GRI 102



GRI 103



GRI 200



GRI 300



GRI 400

GENERAL DISCLOSURES

MANAGEMENT APPROACH

ECONOMIC

ENVIRONMENTAL

SOCIAL

102

STRATEGY

102-14

Statement from senior decision maker

FULLY REPORTED

YES

PARTIALLY REPORTED

N/A

OMISSION

NO

EXTERNAL ASSURANCE

YES

ANNUAL REPORT PAGE

4

CROSS-REFERENCES



SUPPORTING NARRATIVE

1/1

A statement from the Chairman-CEO and Group CEO is published each year in the MOL Group Integrated Annual Report:

https://molgroup.info/en/investor-relations/download-centre#03_annual_reports

SUPPORTING DATA

N/A

NAME OF INDICATOR

N/A

LINK

N/A

NAME OF XLS SHEET

N/A

**GRI 102****GRI 103****GRI 200****GRI 300****GRI 400****GENERAL DISCLOSURES****MANAGEMENT APPROACH****ECONOMIC****ENVIRONMENTAL****SOCIAL****102****STRATEGY****102-15****Key Impacts, risks and opportunities**

FULLY REPORTED

YES

PARTIALLY REPORTED

N/A

OMISSION

NO

EXTERNAL ASSURANCE

YES

ANNUAL REPORT PAGE

7

CROSS-REFERENCES**SUPPORTING NARRATIVE****1/1**

Given the size of MOL Group, its socio-economic impact in the CEE region, the nature of the oil & gas industry, and the gradual transition to a low carbon economy, MOL Group faces a wide range of multidisciplinary impacts, risks and opportunities. MOL Group provides a wealth of information, mostly through capital markets communication materials and the integrated annual report. These include: a) description of governance mechanisms in place specifically to manage main risks (links 1 and 2); b) description of the most important risks and opportunities arising from sustainability trends (links 3 and 4); c) description of significant economic, environmental and social impacts, and associated challenges and opportunities (link 3); d) key economic, environmental, and social topics as risks and opportunities according to their relevance for long-term organizational strategy, competitive position, qualitative, and quantitative financial value drivers (link 3); e) the impact of sustainability trends, risks, and opportunities on the long-term prospects and financial performance of the organization (links 3 and 4); f) targets, performance against targets (links 4 and 5).

- 1) <https://molgroup.info/en/investor-relations/corporate-governance>
- 2) <https://molgroup.info/en/sustainability/sustainability-and-mol/sustainable-development-framework>
- 3) https://molgroup.info/en/investor-relations/download-centre#03_annual_reports
- 4) https://molgroup.info/en/investor-relations/download-centre#01_investor_presentations
- 5) https://molgroup.info/en/investor-relations/download-centre#02_quarterly_reports

SUPPORTING DATA

N/A

NAME OF INDICATOR

N/A

LINK

N/A

NAME OF XLS SHEET

N/A



GRI 102



GRI 103



GRI 200



GRI 300



GRI 400

GENERAL DISCLOSURES

MANAGEMENT APPROACH

ECONOMIC

ENVIRONMENTAL

SOCIAL

102

ETHICS AND INTEGRITY

102-16 Values, principles, standards, and norms of behavior

FULLY REPORTED

YES

PARTIALLY REPORTED

N/A

OMISSION

NO

EXTERNAL ASSURANCE

YES

ANNUAL REPORT PAGE

N/A

CROSS-REFERENCES



16



SUPPORTING NARRATIVE

1/1

MOL Group values, principles, standards and norms of behaviour are widely published in the following links:

- <https://molgroup.info/en/about-mol-group/ethical-behaviour>
- <https://molgroup.info/en/sustainability/ethics-and-governance>
- <https://molgroup.info/en/about-mol-group/speak-up>

SUPPORTING DATA

N/A

NAME OF INDICATOR

N/A

LINK

N/A

NAME OF XLS SHEET

N/A

**GRI 102****GRI 103****GRI 200****GRI 300****GRI 400****GENERAL DISCLOSURES****MANAGEMENT APPROACH****ECONOMIC****ENVIRONMENTAL****SOCIAL****102****ETHICS AND INTEGRITY****102-17****Mechanism for advice and concerns about ethics**

FULLY REPORTED

YES

PARTIALLY REPORTED

N/A

OMISSION

NO

EXTERNAL ASSURANCE

YES

ANNUAL REPORT PAGE

N/A

CROSS-REFERENCES**16****SUPPORTING NARRATIVE****1/1**

MOL Group Compliance & Ethics department operates a corporate grievance mechanism called "SPEAK-UP!" (first link below) under the coordination of the Group Ethics Officer and according to the Ethics Council Rules of procedure (second link below) as questions are answered, complaints are investigated and the Ethics Council assesses the raised issues.

SPEAK-UP!

<https://molgroup.info/en/about-mol-group/speak-up>

MOL GROUP ETHICS COUNCIL RULES OF PROCEDURE

https://molgroup.info/images/molgroup/pdf/about_mol_group/speak_up/ec_rules_of_procedure_20072018_eng.pdf

SUPPORTING DATA

N/A

NAME OF INDICATOR

N/A

LINK

N/A

NAME OF XLS SHEET

N/A

**GRI 102****GRI 103****GRI 200****GRI 300****GRI 400****GENERAL DISCLOSURES****MANAGEMENT APPROACH****ECONOMIC****ENVIRONMENTAL****SOCIAL****102****GOVERNANCE****102-18****Governance Structure**

FULLY REPORTED

YES

PARTIALLY REPORTED

N/A

OMISSION

NO

EXTERNAL ASSURANCE

YES

ANNUAL REPORT PAGE

31**CROSS-REFERENCES****16****SUPPORTING NARRATIVE****1/1**

More information on the governance structure of the organization, including committees of the highest governance body, as well as the committees responsible for decision-making on economic, environmental, and social topics can be found on the group website. The names and CV of the members of the Executive Board, Board of Directors and Supervisory Board can be found on the group website as well as past and current corporate governance reports inside the MOL Group Integrated Annual Reports.

<https://molgroup.info/en/investor-relations/corporate-governance>

<https://molgroup.info/en/about-mol-group/company-overview>

https://molgroup.info/en/investor-relations/download-centre#03_annual_reports

Furthermore, the main corporate governance documents, including articles of association, charters, corporate governance codes and corporate governance declarations can be found in the link below:

<https://molgroup.info/en/investor-relations/corporate-governance/main-cg-documents>

SUPPORTING DATA

N/A

NAME OF INDICATOR

N/A

LINK

N/A

NAME OF XLS SHEET

N/A

**GRI 102****GRI 103****GRI 200****GRI 300****GRI 400****GENERAL DISCLOSURES****MANAGEMENT APPROACH****ECONOMIC****ENVIRONMENTAL****SOCIAL****102****GOVERNANCE****102-19****Delegating authority**

FULLY REPORTED

YES

PARTIALLY REPORTED

N/A

OMISSION

NO

EXTERNAL ASSURANCE

YES

ANNUAL REPORT PAGE

N/A

CROSS-REFERENCES**SUPPORTING NARRATIVE****1/1**

More information on MOL Group's process for delegating authority for economic, environmental, and social topics from the highest governance body to senior executives and other employees can be found on our website:

<https://molgroup.info/en/sustainability/sustainability-and-mol/sustainable-development-framework>

SUPPORTING DATA

N/A

NAME OF INDICATOR

N/A

LINK

N/A

NAME OF XLS SHEET

N/A



GRI 102



GRI 103



GRI 200



GRI 300



GRI 400

GENERAL DISCLOSURES

MANAGEMENT APPROACH

ECONOMIC

ENVIRONMENTAL

SOCIAL

102

GOVERNANCE

102-20

Executive-level responsibility for economic, environmental, and social topics

FULLY REPORTED

YES

PARTIALLY REPORTED

N/A

OMISSION

NO

EXTERNAL ASSURANCE

YES

ANNUAL REPORT PAGE

N/A

CROSS-REFERENCES



16



SUPPORTING NARRATIVE

1/1

More information on MOL Group appointed executive-level position or positions with responsibility for economic, environmental, and social topics and whether post holders report directly to the highest governance body can be found on the group website:

<https://molgroup.info/en/sustainability/sustainability-and-mol/sustainable-development-framework>

<https://molgroup.info/en/investor-relations/corporate-governance/mol-policy/management-and-operation>

SUPPORTING DATA

N/A

NAME OF INDICATOR

N/A

LINK

N/A

NAME OF XLS SHEET

N/A



GRI 102



GRI 103



GRI 200



GRI 300



GRI 400

GENERAL DISCLOSURES

MANAGEMENT APPROACH

ECONOMIC

ENVIRONMENTAL

SOCIAL

102

GOVERNANCE

102-21 Consulting stakeholders on economic, environmental, and social topics

FULLY REPORTED

YES

PARTIALLY REPORTED

N/A

OMISSION

NO

EXTERNAL ASSURANCE

YES

ANNUAL REPORT PAGE

N/A

CROSS-REFERENCES



11

16



SUPPORTING NARRATIVE

1/1

Given the size and socio-economic impact of MOL Group in the CEE region, year MOL Group organizes roundtable discussions on different economic, environmental, and social topics with relevant stakeholders such as public authorities, NGOs, employees, unions, shareholders and investors etc. More information on the processes for consultation between stakeholders and the highest governance body on economic, environmental, and social topics can be obtained on our website, including how the stakeholder information reaches the executive level:

<https://molgroup.info/en/sustainability/report-and-data/dialogue-on-our-reporting>

<https://molgroup.info/en/sustainability/sustainability-and-mol/sustainable-development-framework>

SUPPORTING DATA

N/A

NAME OF INDICATOR

N/A

LINK

N/A

NAME OF XLS SHEET

N/A



GRI 102



GRI 103



GRI 200



GRI 300



GRI 400

GENERAL DISCLOSURES

MANAGEMENT APPROACH

ECONOMIC

ENVIRONMENTAL

SOCIAL

102

GOVERNANCE

102-22 Composition of the highest governance body and its committees

FULLY REPORTED

YES

PARTIALLY REPORTED

N/A

OMISSION

NO

EXTERNAL ASSURANCE

YES

ANNUAL REPORT PAGE

31

CROSS-REFERENCES



5

16



SUPPORTING NARRATIVE

1/1

The name and CV of the members of the highest governance bodies can be found on our website and annual reports. Information on the composition of the highest governance bodies and committees by executive or non-executive; independence; tenure on the governance body; number of each individual's other significant positions and commitments, and the nature of the commitments; gender; membership of under-represented social groups; competencies relating to economic, environmental, and social topics; stakeholder representation can be found on our website:

SUPERVISORY BOARD, BOARD OF DIRECTORS, CHIEF EXECUTIVE COMMITTEE AND MANAGEMENT COMMITTEE

- <https://molgroup.info/en/about-mol-group/company-overview/supervisory-board>
- <https://molgroup.info/en/about-mol-group/company-overview/board-of-directors>
- <https://molgroup.info/en/about-mol-group/company-overview/chief-executives-committee>
- <https://molgroup.info/en/about-mol-group/company-overview/management-committee>

ANNUAL REPORT AND MAIN CORPORATE GOVERNANCE DOCUMENTS

- https://molgroup.info/en/investor-relations/download-centre#03_annual_reports
- <https://molgroup.info/en/investor-relations/corporate-governance/main-cg-documents>

PARTICIPATION RATES AND DISCUSSED AGENDA ITEMS

- <https://molgroup.info/en/investor-relations/corporate-governance/board-of-directors/participation-rates>
- <https://molgroup.info/en/investor-relations/corporate-governance/board-of-directors/discussed-agenda-items>

SUPPORTING DATA

N/A

NAME OF INDICATOR

N/A

LINK

N/A

NAME OF XLS SHEET

N/A

**GRI 102****GRI 103****GRI 200****GRI 300****GRI 400****GENERAL DISCLOSURES****MANAGEMENT APPROACH****ECONOMIC****ENVIRONMENTAL****SOCIAL****102****GOVERNANCE****102-23****Chair of the highest governance body**

FULLY REPORTED

YES

PARTIALLY REPORTED

N/A

OMISSION

NO

EXTERNAL ASSURANCE

YES

ANNUAL REPORT PAGE

31

CROSS-REFERENCES**16****SUPPORTING NARRATIVE****1/1**

More information on the chair of the highest governance body and about his/her function within MOL' management and the reasons for this arrangement can be found on our website.

MOL POLICY, INCLUDING ANNUAL GENERAL MEETING INFORMATION

<https://molgroup.info/en/investor-relations/corporate-governance/mol-policy>

SUPERVISORY BOARD, BOARD OF DIRECTORS

<https://molgroup.info/en/about-mol-group/company-overview/supervisory-board>

<https://molgroup.info/en/about-mol-group/company-overview/board-of-directors>

SUPPORTING DATA

N/A

NAME OF INDICATOR

N/A

LINK

N/A

NAME OF XLS SHEET

N/A



GRI 102



GRI 103



GRI 200



GRI 300



GRI 400

GENERAL DISCLOSURES

MANAGEMENT APPROACH

ECONOMIC

ENVIRONMENTAL

SOCIAL

102

GOVERNANCE

102-24 Nominating and selecting the highest governance body

FULLY REPORTED

YES

PARTIALLY REPORTED

N/A

OMISSION

NO

EXTERNAL ASSURANCE

YES

ANNUAL REPORT PAGE

N/A

CROSS-REFERENCES



16



SUPPORTING NARRATIVE

1/1

More information on the nomination and selection of the highest governance body and about the criteria used for nominating and selecting highest governance body members can be found on our website:

<https://molgroup.info/en/investor-relations/corporate-governance/mol-policy>

https://molgroup.info/images/molgroup/pdf/investor_relations/corporate_governance/main_CG_documents/corpgovcode_2017_eng_clean.pdf

https://molgroup.info/images/molgroup/pdf/investor_relations/corporate_governance/main_CG_documents/MOL_Group_Policy_on_Director_Nominations_EN.pdf

SUPPORTING DATA

N/A

NAME OF INDICATOR

N/A

LINK

N/A

NAME OF XLS SHEET

N/A

**GRI 102****GRI 103****GRI 200****GRI 300****GRI 400****GENERAL DISCLOSURES****MANAGEMENT APPROACH****ECONOMIC****ENVIRONMENTAL****SOCIAL****102****GOVERNANCE****102-25****Conflicts of interest**

FULLY REPORTED

YES

PARTIALLY REPORTED

N/A

OMISSION

NO

EXTERNAL ASSURANCE

YES

ANNUAL REPORT PAGE

N/A

CROSS-REFERENCES**16****SUPPORTING NARRATIVE****1/1**

For more information on the topic of processes for the highest governance body to ensure conflicts of interest are avoided and managed and whether conflicts of interest are disclosed to stakeholders please visit the link below:

https://molgroup.info/images/molgroup/pdf/investor_relations/corporate_governance/main_CG_documents/IG_Ugyrend_EN_2015_final.pdf

https://molgroup.info/images/molgroup/pdf/about_mol_group/ethical_behaviour/MOL_Group_Code_of_Ethics.pdf

https://mol.hu/images/pdf/A_MOL_rol/Beszallitoi_kozpont/uzleti_partneri_etika/business_partner_code_of_ethics_2017.pdf

SUPPORTING DATA

N/A

NAME OF INDICATOR

N/A

LINK

N/A

NAME OF XLS SHEET

N/A



GRI 102



GRI 103



GRI 200



GRI 300



GRI 400

GENERAL DISCLOSURES

MANAGEMENT APPROACH

ECONOMIC

ENVIRONMENTAL

SOCIAL

102

GOVERNANCE

102-26

Role of Highest governance body in setting purpose, value and strategy

FULLY REPORTED

YES

PARTIALLY REPORTED

N/A

OMISSION

NO

EXTERNAL ASSURANCE

YES

ANNUAL REPORT PAGE

N/A

CROSS-REFERENCES



16



SUPPORTING NARRATIVE

1/1

For more information on MOL Group highest governance body and senior executive roles in the development, approval, and updating of the organization's purpose, value or mission statements, strategies, policies, and goals related to economic, environmental, and social topics please click the link below:

<https://molgroup.info/en/investor-relations/corporate-governance/mol-policy/management-and-operation>

<https://molgroup.info/en/investor-relations/corporate-governance/main-cg-documents>

SUPPORTING DATA

N/A

NAME OF INDICATOR

N/A

LINK

N/A

NAME OF XLS SHEET

N/A



GRI 102



GRI 103



GRI 200



GRI 300



GRI 400

GENERAL DISCLOSURES

MANAGEMENT APPROACH

ECONOMIC

ENVIRONMENTAL

SOCIAL

102

GOVERNANCE

102-27 Collective knowledge of the highest governance body

FULLY REPORTED

YES

PARTIALLY REPORTED

N/A

OMISSION

NO

EXTERNAL ASSURANCE

YES

ANNUAL REPORT PAGE

N/A

CROSS-REFERENCES



SUPPORTING NARRATIVE

1/1

The Board of Directors (BoD), and the Sustainable Development Committee of the BoD receive a wide range of sustainability related topics, either as reports or proposals during each meeting (typically 6 and 4 meeting per year respectively). MOL Group publishes each year the agenda of each Board of Director Meeting:

<https://molgroup.info/en/investor-relations/corporate-governance/board-of-directors/discussed-agenda-items>

SUPPORTING DATA

N/A

NAME OF INDICATOR

N/A

LINK

N/A

NAME OF XLS SHEET

N/A

**GRI 102****GRI 103****GRI 200****GRI 300****GRI 400****GENERAL DISCLOSURES****MANAGEMENT APPROACH****ECONOMIC****ENVIRONMENTAL****SOCIAL****102****GOVERNANCE****102-28****Evaluating the highest governance body's performance**

FULLY REPORTED

YES

PARTIALLY REPORTED

N/A

OMISSION

NO

EXTERNAL ASSURANCE

YES

ANNUAL REPORT PAGE

N/A

CROSS-REFERENCES**SUPPORTING NARRATIVE****1/1**

Detailed information about MOL Group's process for evaluating the highest governance body's performance with respect to governance of economic, environmental, and social topics, whether such evaluation is independent or not, and its frequency, whether such evaluation is a self-assessment about the actions taken in response to evaluation of the highest governance body's performance with respect to governance of economic, environmental, and social topics, including, as a minimum, changes in membership and organizational practice can be found on our website:

<https://molgroup.info/en/investor-relations/corporate-governance/mol-policy>

<https://molgroup.info/en/investor-relations/corporate-governance/mol-policy/shareholders-general-meeting>

<https://molgroup.info/en/investor-relations/corporate-governance/mol-policy/management-and-operation>

https://molgroup.info/images/molgroup/pdf/investor_relations/corporate_governance/main_CG_documents/corpgovcode_2017_eng_clean.pdf

SUPPORTING DATA

N/A

NAME OF INDICATOR

N/A

LINK

N/A

NAME OF XLS SHEET

N/A

**GRI 102****GRI 103****GRI 200****GRI 300****GRI 400****GENERAL DISCLOSURES****MANAGEMENT APPROACH****ECONOMIC****ENVIRONMENTAL****SOCIAL****102****GOVERNANCE****102-29****Identifying and managing economic, environmental, and social impacts**

FULLY REPORTED

YES

PARTIALLY REPORTED

N/A

OMISSION

NO

EXTERNAL ASSURANCE

YES

ANNUAL REPORT PAGE

N/A

CROSS-REFERENCES**16****SUPPORTING NARRATIVE****1/1**

Information on MOL's highest governance body's role in identifying and managing economic, environmental, and social topics and their impacts, risks, and opportunities – including its role in the implementation of due diligence processes, and whether stakeholder consultation is used to support the highest governance body's identification and management of economic, environmental, and social topics and their impacts, risks, and opportunities can be found on our website, including the SD framework:

<https://molgroup.info/en/investor-relations/corporate-governance/mol-policy>

https://molgroup.info/images/molgroup/pdf/investor_relations/corporate_governance/main_CG_documents/corpgovcode_2017_eng_clean.pdf

<https://molgroup.info/en/sustainability/sustainability-and-mol/sustainable-development-framework>

SUPPORTING DATA

N/A

NAME OF INDICATOR

N/A

LINK

N/A

NAME OF XLS SHEET

N/A



GRI 102



GRI 103



GRI 200



GRI 300



GRI 400

GENERAL DISCLOSURES

MANAGEMENT APPROACH

ECONOMIC

ENVIRONMENTAL

SOCIAL

102

GOVERNANCE

102-30 Effectiveness of risk management processes

FULLY REPORTED

YES

PARTIALLY REPORTED

N/A

OMISSION

NO

EXTERNAL ASSURANCE

YES

ANNUAL REPORT PAGE

10

CROSS-REFERENCES



SUPPORTING NARRATIVE

1/1

As operators in a high risk industry MOL Group is committed to professionally manage and maintain our risks within acceptable limits as per best industry practice. The aim of MOL Group Risk Management is to keep the uncertainties of the business environment within acceptable levels and support stable and sustainable operations and the future growth of the company. MOL Group has developed the risk management function as an integral part of its corporate governance structure. Regular reporting to top management provides oversight on top risks and assurance that updated responses, controls, and appropriate mitigation actions are set and followed, effectiveness of risk management is considered by the Executive Board as well as the Board of Directors and its respective Committees.

Additional information can be obtained through the website, as well as in the Integrated Annual Report:

<https://molgroup.info/en/investor-relations/corporate-governance/mol-policy/integrated-corporate-risk-management-function>

https://molgroup.info/en/investor-relations/download-centre#03_annual_reports

<https://molgroup.info/en/investor-relations/corporate-governance/mol-policy/management-and-operation>

SUPPORTING DATA

N/A

NAME OF INDICATOR

N/A

LINK

N/A

NAME OF XLS SHEET

N/A

**GRI 102****GRI 103****GRI 200****GRI 300****GRI 400****GENERAL DISCLOSURES****MANAGEMENT APPROACH****ECONOMIC****ENVIRONMENTAL****SOCIAL****102****GOVERNANCE****102-31 Review of economic, environmental, and social topics**

FULLY REPORTED

YES

PARTIALLY REPORTED

N/A

OMISSION

NO

EXTERNAL ASSURANCE

YES

ANNUAL REPORT PAGE

7

CROSS-REFERENCES**SUPPORTING NARRATIVE****1/1**

More information about the frequency of the highest governance body's review of economic, environmental, and social topics and their impacts, risks, and opportunities can be found inside the Group's annual reports as well as regularly updated capital markets presentations:

ANNUAL REPORTS

https://molgroup.info/en/investor-relations/download-centre#03_annual_reports

INVESTOR PRESENTATIONS:

https://molgroup.info/en/investor-relations/download-centre#01_investor_presentations

SD COMMITTEE RESPONSIBILITIES AND INTERACTION WITH BoD

<https://molgroup.info/en/investor-relations/corporate-governance/mol-policy/management-and-operation>

SUPPORTING DATA

N/A

NAME OF INDICATOR

N/A

LINK

N/A

NAME OF XLS SHEET

N/A



GRI 102



GRI 103



GRI 200



GRI 300



GRI 400

GENERAL DISCLOSURES

MANAGEMENT APPROACH

ECONOMIC

ENVIRONMENTAL

SOCIAL

102

GOVERNANCE

102-32 Highest governance body's role in sustainability reporting

FULLY REPORTED

YES

PARTIALLY REPORTED

N/A

OMISSION

NO

EXTERNAL ASSURANCE

YES

ANNUAL REPORT PAGE

N/A

CROSS-REFERENCES



SUPPORTING NARRATIVE

1/1

Information about the highest committee or position that formally reviews and approves MOL Group's sustainability report and ensures that all material topics are covered, as well as MOL Group's approach to reporting, can be obtained in the following links:

<https://molgroup.info/en/investor-relations/corporate-governance/mol-policy>

<https://molgroup.info/en/sustainability/sustainability-and-mol/sustainable-development-framework>

<https://molgroup.info/en/sustainability/report-and-data>

SUPPORTING DATA

N/A

NAME OF INDICATOR

N/A

LINK

N/A

NAME OF XLS SHEET

N/A



GRI 102



GRI 103



GRI 200



GRI 300



GRI 400

GENERAL DISCLOSURES

MANAGEMENT APPROACH

ECONOMIC

ENVIRONMENTAL

SOCIAL

102

GOVERNANCE

102-33

Communicating critical concerns

FULLY REPORTED

YES

PARTIALLY REPORTED

N/A

OMISSION

NO

EXTERNAL ASSURANCE

YES

ANNUAL REPORT PAGE

N/A

CROSS-REFERENCES



SUPPORTING NARRATIVE

1/1

More information on MOL's process for communicating critical concerns to the highest governance body can be found on the website through the following link:

<http://molgroup.info/en/investor-relations/corporate-governance/mol-policy>

SUPPORTING DATA

N/A

NAME OF INDICATOR

N/A

LINK

N/A

NAME OF XLS SHEET

N/A



GRI 102



GRI 103



GRI 200



GRI 300



GRI 400

GENERAL DISCLOSURES

MANAGEMENT APPROACH

ECONOMIC

ENVIRONMENTAL

SOCIAL

102

GOVERNANCE

102-34

Nature and total number of critical concerns

FULLY REPORTED

YES

PARTIALLY REPORTED

N/A

OMISSION

NO

EXTERNAL ASSURANCE

YES

ANNUAL REPORT PAGE

N/A

CROSS-REFERENCES



SUPPORTING NARRATIVE

1/1

More information on the nature and total number of critical concerns that were communicated to the highest governance body (agenda items below) and about MOL's mechanisms used to address and resolve critical concerns (second link) can be obtained from the website. The nature of critical concerns raised and discussed at Board level include, but are not limited to corporate governance, financials, treasury, risk management, IT, incentive schemes, strategy, operations and production matters, macro economy, sustainability etc.

<https://molgroup.info/en/investor-relations/corporate-governance/board-of-directors/discussed-agenda-items>

<http://molgroup.info/en/investor-relations/corporate-governance/mol-policy>

SUPPORTING DATA

N/A

NAME OF INDICATOR

N/A

LINK

N/A

NAME OF XLS SHEET

N/A

**GRI 102****GRI 103****GRI 200****GRI 300****GRI 400****GENERAL DISCLOSURES****MANAGEMENT APPROACH****ECONOMIC****ENVIRONMENTAL****SOCIAL****102****GOVERNANCE****102-35 Remuneration Policies**

FULLY REPORTED

NO

PARTIALLY REPORTED

YES

OMISSION

NO

EXTERNAL ASSURANCE

YES

ANNUAL REPORT PAGE

41**CROSS-REFERENCES****SUPPORTING NARRATIVE****1/1**

MOL Group provides a range of information regarding remuneration policies for the highest governance bodies: the Supervisory Board (SB), the Board of Directors (BoD) and Senior Executives. For the SB, MOL Group discloses monthly fee amounts and other benefits. For the BoD, MOL Group discloses a range of policies/data, including fixed yearly remuneration, share allowances, cash allowances and other benefits. For senior executives, MOL Group discloses a range of policies/data, including percentage mix between base salary, short and long-term incentives, performance-based and equity-based pay, as well as performance criteria objectives, including economic, environmental and social topics. Furthermore, MOL Group provides yearly updates on changes to remuneration. More information can be obtained in the Corporate Governance Section of the Integrated Annual Report (section 5.1 Board of Directors, section 5.2 Executive Board and Management, and section 5.3 Supervisory Board) and on the MOL Group website via the links below:

https://molgroup.info/en/investor-relations/download-centre#03_annual_reports

<https://molgroup.info/en/investor-relations/corporate-governance/mol-policy/annual-remuneration-for-management>

MAIN CG DOCUMENTS: OTHER DOCUMENTS (REMUNERATION PAID)

<https://molgroup.info/en/investor-relations/corporate-governance/main-cg-documents>

PARTIAL RERPORTING EXPLANATION:

MOL Group does not disclose the following elements as prescribed by the GRI Standards: fixed pay amounts for senior executives, bonus amounts, sign-on bonuses, recruitment incentive payments, termination payments, claw-backs, retirement benefits, including the difference between benefit schemes and contribution rates for the highest governance body, senior executives, and employees.

SUPPORTING DATA

N/A

NAME OF INDICATOR

N/A

LINK

N/A

NAME OF XLS SHEET

N/A

**GRI 102****GRI 103****GRI 200****GRI 300****GRI 400****GENERAL DISCLOSURES****MANAGEMENT APPROACH****ECONOMIC****ENVIRONMENTAL****SOCIAL****102****GOVERNANCE****102-36****Process for determining remuneration**

FULLY REPORTED

YES

PARTIALLY REPORTED

N/A

OMISSION

NO

EXTERNAL ASSURANCE

YES

ANNUAL REPORT PAGE

N/A

CROSS-REFERENCES**SUPPORTING NARRATIVE****1/1**

The mandate of the Corporate Governance and Remuneration Committee of the Board of Directors is to review corporate processes, procedures, organisational arrangements, compensation schemes (incl. approving the principles of remuneration), and to make proposals on implementing the best practice; including the list of decision-making and authorities, incentive scheme, well-balanced scheme of performance criteria/requirements, and to elaborate a scheme for development of the top management. More information can be obtained from the CG documents on the website. MOL Group's main remuneration principles are: fairness, transparency and competitiveness. Job systematization and external salary benchmarking provided by external consultant supports the Group in ensuring this. The external consultant providing external salary benchmarks is independent of management, and provides other HR related consulting services.

<https://molgroup.info/en/investor-relations/corporate-governance/main-cg-documents>

https://molgroup.info/images/molgroup/pdf/investor_relations/corporate_governance/main_CG_documents/Committee_charter_2015_final.pdf

SUPPORTING DATA

N/A

NAME OF INDICATOR

N/A

LINK

N/A

NAME OF XLS SHEET

N/A



GRI 102



GRI 103



GRI 200



GRI 300



GRI 400

GENERAL DISCLOSURES

MANAGEMENT APPROACH

ECONOMIC

ENVIRONMENTAL

SOCIAL

102

GOVERNANCE

102-37 Stakeholder's involvement in remuneration

FULLY REPORTED

YES

PARTIALLY REPORTED

N/A

OMISSION

NO

EXTERNAL ASSURANCE

YES

ANNUAL REPORT PAGE

N/A

CROSS-REFERENCES



SUPPORTING NARRATIVE

1/1

According to internal corporate governance policies, strategic decisions on remuneration are discussed and approved by the relevant bodies within MOL Group: the Board of Directors and the Corporate Governance and Remuneration Committee of the Board. MOL Group does not involve stakeholders in remuneration related matters.

SUPPORTING DATA

N/A

NAME OF INDICATOR

N/A

LINK

N/A

NAME OF XLS SHEET

N/A



GRI 102



GRI 103



GRI 200



GRI 300



GRI 400

GENERAL DISCLOSURES

MANAGEMENT APPROACH

ECONOMIC

ENVIRONMENTAL

SOCIAL

102

GOVERNANCE

102-38

Annual total compensation ratio

FULLY REPORTED

NO

PARTIALLY REPORTED

NO

OMISSION

YES

EXTERNAL ASSURANCE

N/A

ANNUAL REPORT PAGE

N/A

CROSS-REFERENCES



SUPPORTING NARRATIVE

1/1

MOL Group does not disclose this information because of confidentiality.

SUPPORTING DATA

N/A

NAME OF INDICATOR

N/A

LINK

N/A

NAME OF XLS SHEET

N/A



GRI 102



GRI 103



GRI 200



GRI 300



GRI 400

GENERAL DISCLOSURES

MANAGEMENT APPROACH

ECONOMIC

ENVIRONMENTAL

SOCIAL

102

GOVERNANCE

102-39 Percentage increase in annual total compensation ratio

FULLY REPORTED

NO

PARTIALLY REPORTED

NO

OMISSION

YES

EXTERNAL ASSURANCE

N/A

ANNUAL REPORT PAGE

N/A

CROSS-REFERENCES



SUPPORTING NARRATIVE

1/1

MOL Group does not disclose this information because of confidentiality.

SUPPORTING DATA

N/A

NAME OF INDICATOR

N/A

LINK

N/A

NAME OF XLS SHEET

N/A



GRI 102



GRI 103



GRI 200



GRI 300



GRI 400

GENERAL DISCLOSURES

MANAGEMENT APPROACH

ECONOMIC

ENVIRONMENTAL

SOCIAL

102

STAKEHOLDER ENGAGEMENT

102-40

List of stakeholder groups

FULLY REPORTED

YES

PARTIALLY REPORTED

N/A

OMISSION

NO

EXTERNAL ASSURANCE

YES

ANNUAL REPORT PAGE

N/A

CROSS-REFERENCES



16



SUPPORTING NARRATIVE

1/1

The list of stakeholder groups engaged by MOL Group can be obtained through the following link:

<http://molgroup.info/en/sustainability/sustainability-and-mol/stakeholder-engagement>

SUPPORTING DATA

N/A

NAME OF INDICATOR

N/A

LINK

N/A

NAME OF XLS SHEET

N/A

**GRI 102****GRI 103****GRI 200****GRI 300****GRI 400****GENERAL DISCLOSURES****MANAGEMENT APPROACH****ECONOMIC****ENVIRONMENTAL****SOCIAL****102****STAKEHOLDER ENGAGEMENT****102-41****Collective bargaining agreements**

FULLY REPORTED

YES

PARTIALLY REPORTED

N/A

OMISSION

NO

EXTERNAL ASSURANCE

YES

ANNUAL REPORT PAGE

127**CROSS-REFERENCES****8****SUPPORTING NARRATIVE****1/1**

Given MOL Group's Commitment to fair employment, the right to exercise freedom of association and collective bargaining is considered crucial by MOL Group. As Hungary has signed the UN Universal Declaration (UNDP) of Human Rights, the ILO Tripartite Declaration of Principles concerning Multinational Enterprises and Social Policy and the OECD Guidelines for Multinational Enterprises, MOL Group considers these codes of conduct to be compulsory guidelines. MOL Group is committed to supporting the ten key principles of the UNDP Global Compact with respect to human rights, labor rights, protection of the environment and fighting corruption. These values have therefore been integrated into our strategy, culture and everyday operations; moreover, MOL Group tries to promote them within its sphere of influence. MOL Group Code of Ethics and Business Conduct is harmonized with the declarations of the above-mentioned agreements, and all MOL Group companies are required to comply with the Code. The Right to Form and Join a Trade Union and the Right to collective Bargaining is in enshrined in the MOL Group Code of Ethics and Business Conduct under section IV.2. Human Rights and section IV.2.5. and Fair Labour Practices:

https://molgroup.info/images/molgroup/pdf/about_mol_group/ethical_behaviour/MOL_Group_Code_of_Ethics.pdf

MOL Group is committed to high level social dialogue and MOL Group management is a partner of trade unions and works councils active at members companies employing the majority of the Group's employees. At Group level all employees are represented by the European Works Council (EWC). The EWC ensures the representation of employees at the highest level, exercises its consultation and information rights stipulated by the EWC Directive 2009/38/EC, keeps them informed on an ongoing basis about decisions taken in different countries which are within its competence and about international practices and experiences. More information on the Percentage of total employees covered by collective bargaining agreements can be obtained from the Data Library, while supporting explanations can be obtained from the Annual Report.

https://molgroup.info/en/investor-relations/download-centre#03_annual_reports

One member of the MOL Group Supervisory Board (elected in April 2018, and delegated by the employees), has since 2013 been a member of MOL Plc. European Works Council: <https://molgroup.info/hu/about-mol-group/company-overview/supervisory-board>

SUPPORTING DATA

YES

NAME OF INDICATOR

Employees with potential coverage of collective bargaining agreements

LINK

[DATA LIBRARY](#)

NAME OF XLS SHEET

HUMAN CAPITAL

**GRI 102****GRI 103****GRI 200****GRI 300****GRI 400****GENERAL DISCLOSURES****MANAGEMENT APPROACH****ECONOMIC****ENVIRONMENTAL****SOCIAL****102****STAKEHOLDER ENGAGEMENT****102-42****Identifying and selecting stakeholders**

FULLY REPORTED

YES

PARTIALLY REPORTED

N/A

OMISSION

NO

EXTERNAL ASSURANCE

YES

ANNUAL REPORT PAGE

N/A

CROSS-REFERENCES**11****SUPPORTING NARRATIVE****1/1**

MOL Group defines its stakeholders as being groups who affect and/or could be affected by the Group's operations. Being a large multinational company, the majority of engagement processes occur at a local-level. Stakeholders to engage with are selected according to specific local needs and circumstances. MOL Group usually interacts with its stakeholders both proactively or when the stakeholders need information from MOL Group. The group does not exclude any specific stakeholders or stakeholder groups from its engagement activities based on any predefined criteria. One special form of stakeholder engagement is the engagement with policy makers which usually happens in an institutionalized manner through industry associations. Information about identifying and selecting MOL Group stakeholders can be obtained through the Group website:

<http://molgroup.info/en/sustainability/sustainability-and-mol/stakeholder-engagement>

SUPPORTING DATA

N/A

NAME OF INDICATOR

N/A

LINK

N/A

NAME OF XLS SHEET

N/A



GRI 102



GRI 103



GRI 200



GRI 300



GRI 400

GENERAL DISCLOSURES

MANAGEMENT APPROACH

ECONOMIC

ENVIRONMENTAL

SOCIAL

102

STAKEHOLDER ENGAGEMENT

102-43

Approach to stakeholder engagement

FULLY REPORTED

YES

PARTIALLY REPORTED

N/A

OMISSION

NO

EXTERNAL ASSURANCE

YES

ANNUAL REPORT PAGE

N/A

CROSS-REFERENCES



11

16



SUPPORTING NARRATIVE

1/1

MOL Group defines stakeholders as being groups who affect and/or could be affected by our operations. Given the size and footprint of MOL Group across the CEE, engagement processes occur both at local as well as national level. Stakeholders to engage with are selected according to specific needs and circumstances, and include, but are not limited to , local communities, employees, customers, suppliers, professional associations, public and local authorities, shareholders etc. More information about MOL Group's approach to stakeholder engagement, including frequency of engagement by type and by stakeholder group, and an indication of whether any of the engagement was undertaken specifically as part of the report preparation process can be found on our website:

<http://molgroup.info/en/sustainability/sustainability-and-mol/stakeholder-engagement>

<https://molgroup.info/en/sustainability/ethics-and-governance/ethics-and-compliance>

<http://molgroup.info/en/sustainability/report-and-data/dialogue-on-our-reporting>

SUPPORTING DATA

N/A

NAME OF INDICATOR

N/A

LINK

N/A

NAME OF XLS SHEET

N/A



GRI 102



GRI 103



GRI 200



GRI 300



GRI 400

GENERAL DISCLOSURES

MANAGEMENT APPROACH

ECONOMIC

ENVIRONMENTAL

SOCIAL

102

STAKEHOLDER ENGAGEMENT

102-44

Key topics and concerns raised

FULLY REPORTED

YES

PARTIALLY REPORTED

N/A

OMISSION

NO

EXTERNAL ASSURANCE

YES

ANNUAL REPORT PAGE

N/A

CROSS-REFERENCES



SUPPORTING NARRATIVE

1/1

Information about the topics and concerns that have been raised through stakeholder engagement, including how the organization has responded to those key topics and concerns, including through its reporting; and the stakeholder groups that raised each of the key topics and concerns is available on our website:

<http://molgroup.info/en/sustainability/sustainability-and-mol/stakeholder-engagement>

<https://molgroup.info/en/sustainability/ethics-and-governance/ethics-and-compliance>

<http://molgroup.info/en/sustainability/report-and-data/dialogue-on-our-reporting>

SUPPORTING DATA

N/A

NAME OF INDICATOR

N/A

LINK

N/A

NAME OF XLS SHEET

N/A



GRI 102



GRI 103



GRI 200



GRI 300



GRI 400

GENERAL DISCLOSURES

MANAGEMENT APPROACH

ECONOMIC

ENVIRONMENTAL

SOCIAL

102

REPORTING PRACTICE

102-45

Entities included in the consolidated financial statements.

FULLY REPORTED

YES

PARTIALLY REPORTED

N/A

OMISSION

NO

EXTERNAL ASSURANCE

YES

ANNUAL REPORT PAGE

116

CROSS-REFERENCES



SUPPORTING NARRATIVE

1/1

The list of all entities included in the consolidated financial statements or equivalent documents can be found in the annual report:

https://molgroup.info/en/investor-relations/download-centre#03_annual_reports

SUPPORTING DATA

N/A

NAME OF INDICATOR

N/A

LINK

N/A

NAME OF XLS SHEET

N/A



GRI 102



GRI 103



GRI 200



GRI 300



GRI 400

GENERAL DISCLOSURES

MANAGEMENT APPROACH

ECONOMIC

ENVIRONMENTAL

SOCIAL

102

REPORTING PRACTICE

102-46 Defining report content and topic boundaries

FULLY REPORTED

YES

PARTIALLY REPORTED

N/A

OMISSION

NO

EXTERNAL ASSURANCE

YES

ANNUAL REPORT PAGE

3

CROSS-REFERENCES



SUPPORTING NARRATIVE

1/1

The explanation of the process for defining the report content and the topic Boundaries and the explanation of how MOL has implemented the Reporting Principles for defining report content is available in previous and current annual reports and on the website through the following link:

https://molgroup.info/en/investor-relations/download-centre#03_annual_reports

<https://molgroup.info/en/sustainability/report-and-data>

SUPPORTING DATA

N/A

NAME OF INDICATOR

N/A

LINK

N/A

NAME OF XLS SHEET

N/A

**GRI 102****GRI 103****GRI 200****GRI 300****GRI 400****GENERAL DISCLOSURES****MANAGEMENT APPROACH****ECONOMIC****ENVIRONMENTAL****SOCIAL****102****REPORTING PRACTICE****102-47****List of Material Topics**

FULLY REPORTED

YES

PARTIALLY REPORTED

N/A

OMISSION

NO

EXTERNAL ASSURANCE

YES

ANNUAL REPORT PAGE

6

CROSS-REFERENCES**SUPPORTING NARRATIVE****1/1**

When developing a corporate sustainability program and reporting framework it is critical to properly choose the topics to focus on. MOL Group conducts a Materiality Assessment to identify the most important sustainability impacts of its operations. MOL Group conducts a materiality assessments to rank and classify relevant topics of the oil and gas industry according to how important they are to external and internal stakeholders of the Company, considering both financial and non-financial relevance. The procedure for the materiality assessment does not aim to exclude any of the relevant topics from the sustainability reporting of MOL Group. The assessment is designed to ensure that the most material topics are described with more details, providing the readers with a deeper insight into the sustainability performance. The result of the assessment are summarized in a materiality matrix which is included in the Management Discussion & Analysis chapter of the Annual Report. The list of the material topics identified in the process for defining report content can be obtained from the annual report :

https://molgroup.info/en/investor-relations/download-centre#03_annual_reports

Relevant topics: are defined in external frameworks such as GRI Standard guidelines and recommendations made by Oil & Gas industry's professional association (IPIECA). **Internal factors** include potential financial impacts and the existence of internal objectives. The key input is the MOL Group level risk matrix that is continuously updated and presented to the Board of Directors and the feedback from our employee representatives. **External stakeholder** perception is analyzed through expert roundtables, public forums and using feedback channel (sd@mol.hu). Special attention is given to topics that provide information sought after by capital markets participants, including investors and ESG index, research and rating houses. Additionally, issues related to governmental initiatives connected to sustainable development might also be judged to be relevant. Moreover, according to the materiality assessment, all of the topics that might have a significant impact on stakeholders are treated as material concerns.

Material topics include community relationships; corporate governance; customers; eco-efficiency; energy efficiency and GHG; ethics and transparency; future product portfolio; human resources; occupational health and safety; process safety; crisis management; spills and leakages

<https://molgroup.info/en/sustainability/report-and-data/materiality-framework>

SUPPORTING DATA

N/A

NAME OF INDICATOR

N/A

LINK

N/A

NAME OF XLS SHEET

N/A



GRI 102



GRI 103



GRI 200



GRI 300



GRI 400

GENERAL DISCLOSURES

MANAGEMENT APPROACH

ECONOMIC

ENVIRONMENTAL

SOCIAL

102

REPORTING PRACTICE

102-48

Restatements of Information

FULLY REPORTED

YES

PARTIALLY REPORTED

N/A

OMISSION

NO

EXTERNAL ASSURANCE

YES

ANNUAL REPORT PAGE

130

CROSS-REFERENCES



SUPPORTING NARRATIVE

1/1

Information about the effect of any restatements of information given in previous reports, and the reasons for such restatements can be found in Annual Reports and the Group Data Library via the following link:

https://molgroup.info/en/investor-relations/download-centre#03_annual_reports

SUPPORTING DATA

N/A

NAME OF INDICATOR

N/A

LINK

N/A

NAME OF XLS SHEET

N/A

**GRI 102****GRI 103****GRI 200****GRI 300****GRI 400****GENERAL DISCLOSURES****MANAGEMENT APPROACH****ECONOMIC****ENVIRONMENTAL****SOCIAL****102****REPORTING PRACTICE****102-49 Changes in Reporting**

FULLY REPORTED

YES

PARTIALLY REPORTED

N/A

OMISSION

NO

EXTERNAL ASSURANCE

YES

ANNUAL REPORT PAGE

3

CROSS-REFERENCES**SUPPORTING NARRATIVE****1/1**

Information on significant changes from previous reporting periods in the list of material topics and topic boundaries can be found on our website and inside the latest annual report. There were no changes in the list of material topics for the 2018 Integrated Annual Report compared to the 2017 Integrated Annual Report.

<https://molgroup.info/en/sustainability/report-and-data>

https://molgroup.info/en/investor-relations/download-centre#03_annual_reports

SUPPORTING DATA

N/A

NAME OF INDICATOR

N/A

LINK

N/A

NAME OF XLS SHEET

N/A

**GRI 102****GRI 103****GRI 200****GRI 300****GRI 400****GENERAL DISCLOSURES****MANAGEMENT APPROACH****ECONOMIC****ENVIRONMENTAL****SOCIAL****102****REPORTING PRACTICE****102-50 Reporting Period**

FULLY REPORTED

YES

PARTIALLY REPORTED

N/A

OMISSION

NO

EXTERNAL ASSURANCE

YES

ANNUAL REPORT PAGE

52

CROSS-REFERENCES**SUPPORTING NARRATIVE****1/1**

The reporting period for the information provided by MOL Group can be obtained from the Group's website and in the latest annual report (links below), which covers the period from 1st of January 2018 to 31st of December 2018.

<http://molgroup.info/en/sustainability/report-and-data>

https://molgroup.info/en/investor-relations/download-centre#03_annual_reports

SUPPORTING DATA

N/A

NAME OF INDICATOR

N/A

LINK

N/A

NAME OF XLS SHEET

N/A



GRI 102



GRI 103



GRI 200



GRI 300



GRI 400

GENERAL DISCLOSURES

MANAGEMENT APPROACH

ECONOMIC

ENVIRONMENTAL

SOCIAL

102

REPORTING PRACTICE

102-51 **Date of most recent report**

FULLY REPORTED

YES

PARTIALLY REPORTED

N/A

OMISSION

NO

EXTERNAL ASSURANCE

YES

ANNUAL REPORT PAGE

52

CROSS-REFERENCES



SUPPORTING NARRATIVE

1/1

The most recent annual report is available on our website (link below). The most recent annual report is MOL Group Integrated Annual Report 2018, published on the 11th of April 2019.

https://molgroup.info/en/investor-relations/download-centre#03_annual_reports

SUPPORTING DATA

N/A

NAME OF INDICATOR

N/A

LINK

N/A

NAME OF XLS SHEET

N/A



GRI 102



GRI 103



GRI 200



GRI 300



GRI 400

GENERAL DISCLOSURES

MANAGEMENT APPROACH

ECONOMIC

ENVIRONMENTAL

SOCIAL

102

REPORTING PRACTICE

102-52 Reporting Cycle

FULLY REPORTED

YES

PARTIALLY REPORTED

N/A

OMISSION

NO

EXTERNAL ASSURANCE

YES

ANNUAL REPORT PAGE

52

CROSS-REFERENCES



SUPPORTING NARRATIVE

1/1

The most recent annual report is available on our website:

<http://molgroup.info/en/sustainability/report-and-data>

Furthermore, MOL Group Annual report, and annual reports from MOL Group companies INA and Slovnaft ca be obtained through the following links:

https://molgroup.info/en/investor-relations/download-centre#03_annual_reports

<https://www.ina.hr/press-center-9813/publications/annual-reports-9830/9830>

<https://slovnaft.sk/en/about-us/for-investors/financial-reports/annual-reports/>

SUPPORTING DATA

N/A

NAME OF INDICATOR

N/A

LINK

N/A

NAME OF XLS SHEET

N/A

**GRI 102****GRI 103****GRI 200****GRI 300****GRI 400****GENERAL DISCLOSURES****MANAGEMENT APPROACH****ECONOMIC****ENVIRONMENTAL****SOCIAL****102****REPORTING PRACTICE****102-53****Contact point for questions regarding the report**

FULLY REPORTED

YES

PARTIALLY REPORTED

N/A

OMISSION

NO

EXTERNAL ASSURANCE

YES

ANNUAL REPORT PAGE

51

CROSS-REFERENCES**SUPPORTING NARRATIVE****1/1**

MOL's contact point for questions regarding the report or its contents:

Sustainable Development: sd@mol.huInvestor Relations: investorrelations@mol.hu

Additional contact points can be found in the "Contact Information" Section of the Annual Report and on the link below:

<http://molgroup.info/en/sustainability/share-your-views>

SUPPORTING DATA

N/A

NAME OF INDICATOR

N/A

LINK

N/A

NAME OF XLS SHEET

N/A

**GRI 102****GRI 103****GRI 200****GRI 300****GRI 400****GENERAL DISCLOSURES****MANAGEMENT APPROACH****ECONOMIC****ENVIRONMENTAL****SOCIAL****102****REPORTING PRACTICE****102-54 Claims of reporting in accordance with GRI standards**

FULLY REPORTED

YES

PARTIALLY REPORTED

N/A

OMISSION

NO

EXTERNAL ASSURANCE

YES

ANNUAL REPORT PAGE

3

CROSS-REFERENCES**SUPPORTING NARRATIVE****1/1**

The Sustainability Report (GRI cross-referenced), the Data Library (GRI cross-referenced), the GRI Compliance Table and the website, which together form MOL Group's sustainability reporting, have been prepared in accordance with the GRI Standards Comprehensive option. External assurance can be obtained from the MOL Group Integrated Annual Report 2018:

<https://molgroup.info/en/>

<https://molgroup.info/en/investor-relations/download-centre>

https://molgroup.info/en/investor-relations/download-centre#03_annual_reports

SUPPORTING DATA

N/A

NAME OF INDICATOR

N/A

LINK

N/A

NAME OF XLS SHEET

N/A

**GRI 102****GRI 103****GRI 200****GRI 300****GRI 400****GENERAL DISCLOSURES****MANAGEMENT APPROACH****ECONOMIC****ENVIRONMENTAL****SOCIAL****102****REPORTING PRACTICE****102-55 GRI content index**

FULLY REPORTED

YES

PARTIALLY REPORTED

N/A

OMISSION

NO

EXTERNAL ASSURANCE

YES

ANNUAL REPORT PAGE

N/A

CROSS-REFERENCES**SUPPORTING NARRATIVE****1/1**

MOL Group created this new, highly transparent "GRI Reporting Table", reporting on all 158 indicators separately (including the GRI sector supplement for 'Oil & Gas Sector Disclosures' guidelines). This document represents MOL Group's GRI Content Index. However, in the beginning of this document, a complete GRI Content Index has been created covering for all 158 indicators, providing an overview of whether an indicator is being fully reported, partially reported or omitted. Each indicator in the GRI Content Index has been linked to that specific indicator across the "GRI Reporting Table". The GRI Reporting Table includes: the number of the disclosure, a complete overview where the information can be found, either within this reporting table or in other published materials (annual report, investor presentations etc.) and the reason(s) for omission(s).

GRI CONTENT INDEX: SLIDES 6-9 IN THE GRI REPORTING TABLE

The Annual Report (link below) contains references to the GRI Standards Disclosure number where applicable, and an in-depth explanation on the reasons for creating this reporting table:

https://molgroup.info/en/investor-relations/download-centre#03_annual_reports

SUPPORTING DATA

N/A

NAME OF INDICATOR

N/A

LINK

N/A

NAME OF XLS SHEET

N/A



GRI 102



GRI 103



GRI 200



GRI 300



GRI 400

GENERAL DISCLOSURES

MANAGEMENT APPROACH

ECONOMIC

ENVIRONMENTAL

SOCIAL

102

REPORTING PRACTICE

102-56

External Assurance

FULLY REPORTED

YES

PARTIALLY REPORTED

N/A

OMISSION

NO

EXTERNAL ASSURANCE

YES

ANNUAL REPORT PAGE

132

CROSS-REFERENCES



16



SUPPORTING NARRATIVE

1/1

Information about the description of MOL's policy and current practice with regard to seeking external assurance for the report and detailed information about the external assurance can be found on our website and in last year's annual report:

<https://molgroup.info/en/sustainability/report-and-data>

https://molgroup.info/en/investor-relations/download-centre#03_annual_reports

SUPPORTING DATA

N/A

NAME OF INDICATOR

N/A

LINK

N/A

NAME OF XLS SHEET

N/A



GRI 102



GRI 103



GRI 200



GRI 300



GRI 400

GENERAL DISCLOSURES

MANAGEMENT APPROACH

ECONOMIC

ENVIRONMENTAL

SOCIAL

103

MANAGEMENT APPROACH

103-1

Explanation of the material topic and its boundary

FULLY REPORTED

YES

PARTIALLY REPORTED

N/A

OMISSION

NO

EXTERNAL ASSURANCE

YES

ANNUAL REPORT PAGE

6

CROSS-REFERENCES



SUPPORTING NARRATIVE

1/1

When developing a corporate sustainability program and reporting framework it is critical to properly choose the topics to focus on. MOL Group conducts a Materiality Assessment to identify the most important sustainability impacts of its operations. MOL Group conducts a materiality assessments to rank and classify relevant topics of the oil and gas industry according to how important they are to the external and internal stakeholders of the Company, considering both their financial and non-financial relevance. The procedure for the materiality assessment does not aim to exclude any of the relevant topics from the sustainability reporting of MOL Group. The assessment is designed to ensure that the most material topics are described with more details, providing the readers with a deeper insight into the sustainability performance. The result of the assessment is included and explained in the Annual Report and each topic is described in the Sustainability Report inside the Annual Report.

ANNUAL REPORT – MOL GROUP

https://molgroup.info/en/investor-relations/download-centre#03_annual_reports

ANNUAL REPORT - INA

<https://www.ina.hr/sustainable-development-9848/ina-and-sustainability/reporting/9968>

WEBSITE

<http://molgroup.info/en/sustainability/report-and-data>

<https://molgroup.info/en/sustainability/report-and-data/materiality-framework>

SUPPORTING DATA

N/A

NAME OF INDICATOR

N/A

LINK

N/A

NAME OF XLS SHEET

N/A



GRI 102



GRI 103



GRI 200



GRI 300



GRI 400

GENERAL DISCLOSURES

MANAGEMENT APPROACH

ECONOMIC

ENVIRONMENTAL

SOCIAL

103

MANAGEMENT APPROACH

103-2

The Management Approach and its components

FULLY REPORTED

YES

PARTIALLY REPORTED

N/A

OMISSION

NO

EXTERNAL ASSURANCE

YES

ANNUAL REPORT PAGE

N/A

CROSS-REFERENCES



16



SUPPORTING NARRATIVE

1/1

For each material topic the explanation of how MOL manages the topic, the statement of the purpose of the management approach and the description of the following, if relevant: policies, commitments, goals and targets, responsibilities, resources, grievance mechanisms and specific actions, such as processes, projects, programs and initiatives is available on our website:

<http://molgroup.info/en/sustainability/economic-sustainability/ethics-and-compliance>

<https://molgroup.info/en/sustainability/climate-change>

<https://molgroup.info/en/sustainability/ethics-and-governance/responsibility-in-marketing-processes>

<https://molgroup.info/en/sustainability/environment>

<https://molgroup.info/en/sustainability/health-and-safety>

<https://molgroup.info/en/sustainability/human-capital>

<https://molgroup.info/en/sustainability/communities>

SUPPORTING DATA

N/A

NAME OF INDICATOR

N/A

LINK

N/A

NAME OF XLS SHEET

N/A



GRI 102



GRI 103



GRI 200



GRI 300



GRI 400

GENERAL DISCLOSURES

MANAGEMENT APPROACH

ECONOMIC

ENVIRONMENTAL

SOCIAL

103

MANAGEMENT APPROACH

103-3

Evaluation of management approach

FULLY REPORTED

YES

PARTIALLY REPORTED

N/A

OMISSION

NO

EXTERNAL ASSURANCE

YES

ANNUAL REPORT PAGE

N/A

CROSS-REFERENCES



16



SUPPORTING NARRATIVE

1/1

MOL Group evaluates the management approach for all material topics through a number of means, including mechanisms for evaluating its effectiveness internal monitoring though Board of Directors, SD Committee and HSE committees, management incentive schemes, external auditing, management systems verifications, external performance ratings, stakeholder feedback and grievance mechanisms. The results of the evaluation of the management approach are typically presented to and discussed by the HSE and SD Committee, any related adjustments to the management approach are made based on changes.

MOL GROUP POLICIES, COMMITTEES, MANAGEMENT, SYSTEMS, OPERATIONS, CONTROL AND ASSURANCE

<https://molgroup.info/en/investor-relations/corporate-governance/mol-policy>

<https://molgroup.info/en/investor-relations/corporate-governance/mol-policy/control>

<https://molgroup.info/en/investor-relations/corporate-governance/mol-policy/management-and-operation>

<https://molgroup.info/en/sustainability/sustainability-and-mol/hse-management-system>

<https://molgroup.info/en/sustainability/report-and-data/assurance>

EXTERNAL PERFORMANCE RATINGS (Investor Presentation February 2018 – slide 80)

<https://molgroup.info/en/investor-relations/download-centre>

<https://molgroup.info/en/sustainability/sustainability-and-mol/stakeholder-engagement>

SUPPORTING DATA

N/A

NAME OF INDICATOR

N/A

LINK

N/A

NAME OF XLS SHEET

N/A



GRI 102



GRI 103



GRI 200



GRI 300



GRI 400

GENERAL DISCLOSURES

MANAGEMENT APPROACH

ECONOMIC

ENVIRONMENTAL

SOCIAL

201

202

203

204

205

206

ECONOMIC PERFORMANCE

201-1

Direct economic value generated and distributed.

FULLY REPORTED

YES

PARTIALLY REPORTED

N/A

OMISSION

NO

EXTERNAL ASSURANCE

YES

ANNUAL REPORT PAGE

62

CROSS-REFERENCES



SUPPORTING NARRATIVE

1/1

MOL Group generates a significant value providing a return for shareholders. MOL is one of the biggest tax-payers in Hungary, Slovakia and Croatia, and distributes economic value to suppliers, employees, public administration and other stakeholders. Overall, MOL Group continually generates value for stakeholders through a range of means. This includes but is not limited to employee wages and benefits, including wages and salaries, social security and other personnel expenses, pension costs and post-employment benefits, and the expense of share-based payments. Payments to capital investors including dividends to shareholders and interest payments made to providers of loans. Payments to local/national governments consisting corporate taxes (e.g. corporate, income, property), VAT and excise duties, mining royalties, other taxes and contributions. Direct economic value generated and distributed in previous years can be found in annual reports and continually updated investor presentations via the following links:

ANNUAL REPORT (MOL GROUP, INA AND SLOVNAFT) AND DATA LIBRARY

https://molgroup.info/en/investor-relations/download-centre#03_annual_reports

<https://slovnaft.sk/en/about-us/for-investors/financial-reports/annual-reports/>

<https://www.ina.hr/investors-9847/financial-reports/annual-financial-reports-9925/9925>

INVESTOR PRESENTATIONS

<https://molgroup.info/en/investor-relations/download-centre>

SUPPORTING DATA

YES

NAME OF INDICATOR

Economic

LINK

DATA LIBRARY

NAME OF XLS SHEET

ECONOMIC, ETHICS AND CUSTOMERS



GRI 102



GRI 103



GRI 200



GRI 300



GRI 400

GENERAL DISCLOSURES

MANAGEMENT APPROACH

ECONOMIC

ENVIRONMENTAL

SOCIAL

201

202

203

204

205

206

ECONOMIC PERFORMANCE

201-2

Financial implications and other risks and opportunities for the organization's activities due to climate change

FULLY REPORTED

YES

PARTIALLY REPORTED

N/A

OMISSION

NO

EXTERNAL ASSURANCE

YES

ANNUAL REPORT PAGE

122

CROSS-REFERENCES



EM-EP-420a.4



13



SUPPORTING NARRATIVE

1/2

Given the size of MOL Group, its operating locations, the nature of the oil & gas industry, and the gradual transition to a low carbon economy, MOL Group faces a wide range of financial implications (both risks and opportunities). MOL Group provides a wealth of information around the financial implications and other risks and opportunities (financial, regulatory, physical etc) for the organization's activities due to climate change and the transition to a low carbon, circular economy. MOL Group disclosure on the topic includes descriptions and impacts of the risks and/or opportunities associated to climate change (including 2 degree scenario analysis, and the future product portfolio of MOL Group), the financial implications, the methods used to manage these risks or opportunities and the costs of actions taken to manage them. MOL Group does not collect all this information in one single document or presentation, but is fully integrated into mostly capital markets communication materials (investor presentations) and the integrated annual report.

https://molgroup.info/en/investor-relations/download-centre#03_annual_reports

https://molgroup.info/en/investor-relations/download-centre#01_investor_presentations

https://molgroup.info/en/investor-relations/download-centre#02_quarterly_reports

<https://molgroup.info/en/sustainability/sustainability-and-mol/sustainable-development-framework>

MOL Group does monitor and does provide regular updates on how climate related events affect the physical infrastructure of the Group's assets and the consequences of such events. Examples of such disclosure can be obtained under the "Water" and "Spills" sections of the 2018 sustainability report (link above). However, MOL Group does not provide an all-encompassing description of the exposure of its asset-base to physical risks related to climate change as suggested by the recommendations of the Task Force on Climate-related Financial Disclosures (TCFD). Such a comprehensive disclosure is currently under consideration.

CONTINUES NEXT SLIDE

SUPPORTING DATA

N/A

NAME OF INDICATOR

N/A

LINK

N/A

NAME OF XLS SHEET

N/A



GRI 102



GRI 103



GRI 200



GRI 300



GRI 400

GENERAL DISCLOSURES

MANAGEMENT APPROACH

ECONOMIC

ENVIRONMENTAL

SOCIAL

201

202

203

204

205

206

ECONOMIC PERFORMANCE

201-2

Financial implications and other risks and opportunities for the organization's activities due to climate change

FULLY REPORTED

YES

PARTIALLY REPORTED

N/A

OMISSION

NO

EXTERNAL ASSURANCE

YES

ANNUAL REPORT PAGE

122

CROSS-REFERENCES



EM-EP-420a.4



13



SUPPORTING NARRATIVE

2/2

CONTINUES FROM PREVIOUS SLIDE

RISKS

The following areas are considered to represent the most significant climate change related risks to MOL Group for the time horizon leading up to 2030: the new, revised framework of the European Emissions Trading System (ETS), more biofuels with a focus on advanced, waste-based fuels, fuel efficiency, alternative fuels infrastructure, electrification and digitalization of transportation, potential energy efficiency obligation on transport sector, increasing consumer demand for sustainable plastics solutions alongside legislative actions on preventing and reducing plastics use and waste. The financial impact of each of these is estimated to range between HUF 2.8 – 31 bn per year.

OPPORTUNITIES

The Clean Energy along with the Driving Clean Mobility Package – a set of EU regulations – may have a significant impact on the long-term demand for fossil fuels and energy. Besides defining obligations, it also opens up new business opportunities in the area of "clean fuel/energy". In the long term, customer preferences may shift towards more environmental friendly products, which will impact the industry. The projected increase in the electrification of transportation and the steady increase of electric vehicles will likewise create new business opportunities for companies that offer continuous, cost-effective and interoperable charging network. Furthermore, the projected increase in European plastic recycling rates driven by European Strategy for Plastics in a Circular Economy will create new business opportunities through greater integration of recycling activities. MOL Group's 2030 Strategy takes into account these scenarios and defines a trajectory for the group which expects to tap into opportunities over the long term.

SUPPORTING DATA

N/A

NAME OF INDICATOR

N/A

LINK

N/A

NAME OF XLS SHEET

N/A



GRI 102



GRI 103



GRI 200



GRI 300



GRI 400

GENERAL DISCLOSURES

MANAGEMENT APPROACH

ECONOMIC

ENVIRONMENTAL

SOCIAL

201

202

203

204

205

206

ECONOMIC PERFORMANCE

201-3

Defined benefit plan obligations and other retirement plans

FULLY REPORTED

NO

PARTIALLY REPORTED

YES

OMISSION

NO

EXTERNAL ASSURANCE

YES

ANNUAL REPORT PAGE

94

CROSS-REFERENCES



8



SUPPORTING NARRATIVE

1/1

MOL Group being present in dozens of countries, thus has benefit principles set which are implemented according to local legislation. Group Life and accident insurance is centrally covering the total 26,000 employee population, and on bigger markets (Hungary, Slovakia, and Croatia) health benefits and/or insurance is provided according to market practices. No corporate pension fund is in place, though in some countries employer can contribute to the employees' pension savings. Information on MOL Group defined pension obligations and other retirement plans can be obtained from the Group's integrated annual report., under two sections: "Provision for Long-term employee benefits", and section "16. Provisions" (Annual Report page 92)

https://molgroup.info/en/investor-relations/download-centre#03_annual_reports

PARTIAL RERPORTING EXPLANATION:

MOL Group does not disclose level of participation in retirement plans, such as participation in mandatory or voluntary schemes, regional, or country-based schemes, or those with financial impact.

SUPPORTING DATA

N/A

NAME OF INDICATOR

N/A

LINK

N/A

NAME OF XLS SHEET

N/A



GRI 102



GRI 103



GRI 200



GRI 300



GRI 400

GENERAL DISCLOSURES

MANAGEMENT APPROACH

ECONOMIC

ENVIRONMENTAL

SOCIAL

201

202

203

204

205

206

ECONOMIC PERFORMANCE

201-4

Financial assistance received from government

FULLY REPORTED

NO

PARTIALLY REPORTED

YES

OMISSION

NO

EXTERNAL ASSURANCE

YES

ANNUAL REPORT PAGE

N/A

CROSS-REFERENCES



SUPPORTING NARRATIVE

1/1

MOL Group may receive from time to time financial assistance from governments in jurisdictions in which it operates. MOL Group operates with full transparency, and total financial assistance received from governments can be obtained from the Data Library in the following link:

https://molgroup.info/en/investor-relations/download-centre#03_annual_reports

PARTIAL RERPORTING EXPLANATION:

MOL Group disclosed total financial assistance received from governments, but does not disclose the breakdown of received financial assistance by country as prescribed by the GRI standards.

SUPPORTING DATA

YES

NAME OF INDICATOR

Financial assistance received from government

LINK

DATA LIBRARY

NAME OF XLS SHEET

ECONOMIC, ETHICS AND CUSTOMERS



GRI 102



GRI 103



GRI 200



GRI 300



GRI 400

GENERAL DISCLOSURES

MANAGEMENT APPROACH

ECONOMIC

ENVIRONMENTAL

SOCIAL

201

202

203

204

205

206

MARKET PRESENCE

202-1

Ratios of standard entry level wage by gender compared to local minimum wage

FULLY REPORTED

YES

PARTIALLY REPORTED

N/A

OMISSION

NO

EXTERNAL ASSURANCE

YES

ANNUAL REPORT PAGE

N/A

CROSS-REFERENCES



SUPPORTING NARRATIVE

1/1

MOL Group reward schemes have been designed to reinforce a merit-based culture to ensure a continuous increase in performance and results. MOL Group aligns and harmonizes reward across the Group in companies with similar business profiles, by applying tailored remuneration strategies, taking into consideration local benchmarks and the company's market position. MOL Group's reward strategy is built on the international Total Remuneration approach, which includes major compensation elements including the Annual Base Salary, Short- and Long-Term Incentives and Benefits. MOL Group implements strict guidelines to ensure equal employee compensation regardless of gender, age and nationality. Group-level compensation policies are transparent and are published in group and local regulations. Company-level rules are also defined by Collective Agreements of companies.

MOL Group operates with full transparency concerning Ratio of corporate minimum wage to local minimum wage at significant (more than 100 employee) operating locations. The information can be obtained from the Data Library in the following link:

https://molgroup.info/en/investor-relations/download-centre#03_annual_reports

SUPPORTING DATA

YES

NAME OF INDICATOR

Ratio of corporate minimum wage to local minimum wage at significant operating locations

LINK

DATA LIBRARY

NAME OF XLS SHEET

HUMAN CAPITAL



GRI 102



GRI 103



GRI 200



GRI 300



GRI 400

GENERAL DISCLOSURES

MANAGEMENT APPROACH

ECONOMIC

ENVIRONMENTAL

SOCIAL

201

202

203

204

205

206

MARKET PRESENCE

202-2

Proportion of senior management hired from the local community

FULLY REPORTED

YES

PARTIALLY REPORTED

N/A

OMISSION

NO

EXTERNAL ASSURANCE

YES

ANNUAL REPORT PAGE

N/A

CROSS-REFERENCES



8

10



SUPPORTING NARRATIVE

1/1

Across MOL Group Upstream International operating companies, MOL Group follows local regulatory requirements and Production Sharing Agreement stipulations (where applicable) to ensure local content and maintain the expat quota - thus the majority of employees at E&P International Operating Companies are local nationals. MOL focuses on developing its local technical and office employees and ensures expat knowledge transfer (through mentoring, tutoring, internal training, etc.). The number of local senior executives and local managers at its International Upstream can be obtained from the Data Library. MOL CEE operations (INA, Slovnaft, and MOL) are typically staffed and managed by local workforce.

https://molgroup.info/en/investor-relations/download-centre#03_annual_reports

Management teams for MOL Group main CEE operations can be obtained in the following links:

<https://www.ina.hr/en>

<https://slovnaft.sk/en/>

<https://mol.hu/en/>

SUPPORTING DATA

YES

NAME OF INDICATOR

Local Managers - Major Upstream Locations

LINK

DATA LIBRARY

NAME OF XLS SHEET

COMMUNITIES



GRI 102



GRI 103



GRI 200



GRI 300



GRI 400

GENERAL DISCLOSURES

MANAGEMENT APPROACH

ECONOMIC

ENVIRONMENTAL

SOCIAL

201

202

203

204

205

206

INDIRECT ECONOMIC IMPACTS

203-1

Infrastructure investments and services supported

FULLY REPORTED

YES

PARTIALLY REPORTED

N/A

OMISSION

NO

EXTERNAL ASSURANCE

YES

ANNUAL REPORT PAGE

127

CROSS-REFERENCES



SUPPORTING NARRATIVE

1/1

In the main countries where MOL Group has Upstream and midstream operations, the most significant indirect impact of MOL Group on the economies of these countries is through the energy it supplies. Another area in which the company can have a significant positive impact on the societies of host countries as a result of the group's operations is by improving access to infrastructure and energy. The development of infrastructure and improvements in access to energy can be directly related to the group's operations, or can occur based on contractual or other commitments.

In Pakistan several communities still lack access to clean drinking water. As part of its social investment program in the last years MOL Pakistan has spent more than USD 800 thousand in executing effective water supply schemes in the most deprived districts of Khyber Pakhtunkhwa including Karak, Hangu, Bannu and Kohat. Previous examples of MOL Group's indirect economic impact include the non-voluntary financial support given by MOL Pakistan for the construction of the Khushal Garh bridge, which improves safety and connectivity between the main provinces of Khyber Pakhtunkhwa and Punjab in Pakistan.

Information about the extent of development of significant infrastructure investments and services supported; the current or expected impacts on communities and local economies, including positive and negative impacts where relevant and whether these investments and services are commercial, in-kind, or pro bono engagements can be found on our website, the Data Library, and in previous and current annual reports under the Communities section:

https://molgroup.info/en/investor-relations/download-centre#03_annual_reports

<https://molgroup.info/en/sustainability/case-studies>

SUPPORTING DATA

YES

NAME OF INDICATOR

Social investments - donations, in-kind and leverage

LINK

DATA LIBRARY

NAME OF XLS SHEET

COMMUNITIES



GRI 102



GRI 103



GRI 200



GRI 300



GRI 400

GENERAL DISCLOSURES

MANAGEMENT APPROACH

ECONOMIC

ENVIRONMENTAL

SOCIAL

201

202

203

204

205

206

INDIRECT ECONOMIC IMPACTS

203-2

Significant indirect economic impacts

FULLY REPORTED

YES

PARTIALLY REPORTED

N/A

OMISSION

NO

EXTERNAL ASSURANCE

YES

ANNUAL REPORT PAGE

N/A

CROSS-REFERENCES



SUPPORTING NARRATIVE

1/1

Examples of significant identified indirect economic impacts of MOL, including positive and negative impacts and information on the significance of the indirect economic impacts in the context of external benchmarks and stakeholder priorities, such as national and international standards, protocols, and policy agendas are available on our website:

<http://molgroup.info/en/sustainability/economic-sustainability/supply-security>

<https://molgroup.info/en/sustainability/case-studies>

SUPPORTING DATA

N/A

NAME OF INDICATOR

N/A

LINK

N/A

NAME OF XLS SHEET

N/A



GRI 102



GRI 103



GRI 200



GRI 300



GRI 400

GENERAL DISCLOSURES

MANAGEMENT APPROACH

ECONOMIC

ENVIRONMENTAL

SOCIAL

201

202

203

204

205

206

PROCUREMENT PRACTICES

204-1

Proportion of spending on local suppliers

FULLY REPORTED

YES

PARTIALLY REPORTED

N/A

OMISSION

NO

EXTERNAL ASSURANCE

YES

ANNUAL REPORT PAGE

N/A

CROSS-REFERENCES



11

12



SUPPORTING NARRATIVE

1/1

MOL Group procurement is a functional organization that helps MOL Group to achieve its business objectives. It is managing a comprehensive supplier base worldwide, including international and local suppliers, as well based on the subject and scope of the procurement procedure. During a regulated sourcing procedure, suppliers to be involved are predefined together by procurement and business units. Supplier base are defined base on the nature of the procurement type. MOL Group contracts with local suppliers whenever it is beneficial, which can be a way of establishing a positive relationship with local communities. Local suppliers are promoted since logistics related cost are always taken into consideration during the procurement process in case of services related to MOL Group locations worldwide, local existense of given international supplies is also considered.

MOL Group processes are compliant with ISO 50001:2011 requirements (energy management system), these are also applied when dealing with procurement of production materials/assets. Total cost of ownership (TCO, cost during the life-cycle) is part of the evaluation framework, where energy effective solutions are promoted. The origin of the given asset/material is also taken in account during the supplier selection procedure. MOL Group is only concluding contracts with suppliers that have been pre-screened from financial, legal and pre-qualified from HSE aspect. MOL Group is committed to be business partner of suppliers with ethical attitude, thus potential suppliers are also subject of ethical pre-screening (i.E. Illicit employment practices, money laundering activities, terrorist financing, bribery, corruption etc. are reasons for disqualifying). Sourcing procedures are managed and controlled via a group-wide used system, which ensures transparency and fair competition of such supplier base. Official communication channels are always set up to enable traceability. Suppliers are also subject to regular post-evaluation, and the results serve a basis to the future cooperation between the parties. MOL group has built up strong strategic relationship in defined procurement areas ensuring the stability and long-term cooperation. More information on MOL Group procurement practices can be obtained through the following link: <https://molgroup.info/hu/sustainability/ethics-and-governance/procurement>

During 2018, the total value of contracts signed between MOL Group and locally registered businesses in upstream international countries (Pakistan, Norway and Russia) amounted to EUR 181 million.

MOL Group discloses the number/ratio of local suppliers in the Data Library and previous annual reports. The information can be obtained via the link below:

https://molgroup.info/en/investor-relations/download-centre#03_annual_reports

SUPPORTING DATA

YES

NAME OF INDICATOR

Number of local suppliers / Ratio of local suppliers / Ratio of local suppliers by contracted value

LINK

DATA LIBRARY

NAME OF XLS SHEET

COMMUNITIES



GRI 102



GRI 103



GRI 200



GRI 300



GRI 400

GENERAL DISCLOSURES

MANAGEMENT APPROACH

ECONOMIC

ENVIRONMENTAL

SOCIAL

201

202

203

204

205

206

RESERVES

OG-1

Volume and type of estimated proved reserves and production

FULLY REPORTED

YES

PARTIALLY REPORTED

N/A

OMISSION

NO

EXTERNAL ASSURANCE

YES

ANNUAL REPORT PAGE

15

CROSS-REFERENCES



EM-EP-210a.1 / EM-EP-210a.2 / EM-EP-510a.1



SUPPORTING NARRATIVE

1/1

MOL Group discloses the volume and type of estimated proved reserves and production. The information can be obtained in the Annual Report and Data Library. Furthermore, MOL Group provides each quarter Upstream production related figures through its capital markets communication materials. All three can be obtained through the links below:

https://molgroup.info/en/investor-relations/download-centre#03_annual_reports

<https://molgroup.info/en/investor-relations/download-centre>

The basis of MOL Group reserves and resources process and calculation is the SPE-PRMS. The basis of the SPE-PRMS is the Petroleum Resources Classification Framework.

UNCONVENTIONAL EXPLORATION AND PRODUCTION

Unconventional exploration techniques such as reservoir fracking have revolutionized the energy industry. Although MOL Group is not directly involved in unconventional exploration, realizing the sensitivity of the issue it has defined a set of environmental standards for responsible limited enhanced recovery methods to enhance the production of conventional fields. These requirements encompass stakeholder concerns, water / land-use and protection, well-integrity, the use of chemicals and other risks which are anticipated from specific risk studies. MOL and its subsidiary INA have successfully undertaken enhanced recovery on a few pre-existing wells during which all risks were managed during the entire life-cycle of the activities, from contracting to cessation of production.

OIL SANDS:

MOL Group is not engaged in the exploration, development or production of oil sands. MOL Group's 1P and 2P reserves do not contain oil sands.

SUPPORTING DATA

YES

NAME OF INDICATOR

Proved Reserves (1P) / Proved + Probable Reserves (2P)

LINK

DATA LIBRARY

NAME OF XLS SHEET

E&P – GROSS RESERVES (SPE RULES)



GRI 102



GRI 103



GRI 200



GRI 300



GRI 400

GENERAL DISCLOSURES

MANAGEMENT APPROACH

ECONOMIC

ENVIRONMENTAL

SOCIAL

201

202

203

204

205

206

ANTI-CORRUPTION

205-1

Operations assessed for risks related to corruption

FULLY REPORTED

NO

PARTIALLY REPORTED

YES

OMISSION

NO

EXTERNAL ASSURANCE

YES

ANNUAL REPORT PAGE

129

CROSS-REFERENCES



EM-EP-510a.2



16



SUPPORTING NARRATIVE

1/1

TO BE READ AND UNDERSTOOD IN CONJUNCTION WITH GRI 205-2 AND 205-3

MOL Group anti-corruption practices include the following:

- anti-corruption standards are described in our *Group Code of Ethics and Business Conduct*. (covers all Group operations/companies)
- procedures to be followed in case of assumed fraudulent co-operation, unfair market behaviour are defined in the Procurement Handbook
- the internal fraud risk assessments and fraud related investigations are conducted by Group Security
- ethics-related e-learning materials dealing, among other things, with anti-corruption issues are mandatory for all the employees having access to the intranet of MOL Group.
- annual managerial presentation is obligatory about the ethical norms for all employees
- all country chairmen – as part of their annual ethics related duties – have to report on the corruption-related risks of the given country they are working in and draw up relevant mitigation plans.
- An ethical reporting system supports the handling of internal and external grievances was created. The MOL Group *EC Rules of Procedure* is defines the rules applicable to ethical investigation procedures: according to the *Business Partner Code of Ethics*. MOL Group business partners shall commit themselves to conducting business free of any and all forms of corruption and fraud, including the rejection of propositions or attempts made in favour or on behalf of their employees or organizations and aiming at payment of unfair amounts. We are striving to make the Business Partners Code of Ethics part of every contract. If norms of the MOL Group Business Partners Code of Ethics are permanently and substantially breached, MOL Group will terminate its business cooperation with the business partner concerned.

<https://molgroup.info/hu/sustainability/ethics-and-governance/ethics-and-compliance/anti-corruption>

MOL Group anti-corruption is process driven, irrespective of operations/companies. Following an internal review, possible risk assessments are discussed, and then a number of proposed processes with fraud risk are selected. During 2018, ten different processes were selected to undergo fraud risk assessments. More information can be obtained from the annual report: https://molgroup.info/en/investor-relations/download-centre#03_annual_reports . **PARTIAL**

RERPORTING EXPLANATION: MOL Group does not disclose the percentage coverage in term of processes as the number would be irrelevant.

SUPPORTING DATA

N/A

NAME OF INDICATOR

N/A

LINK

N/A

NAME OF XLS SHEET

N/A



GRI 102



GRI 103



GRI 200



GRI 300



GRI 400

GENERAL DISCLOSURES

MANAGEMENT APPROACH

ECONOMIC

ENVIRONMENTAL

SOCIAL

201

202

203

204

205

206

ANTI-CORRUPTION

205-2

Communication and training on anti-corruption policies and procedures

FULLY REPORTED

YES

PARTIALLY REPORTED

N/A

OMISSION

NO

EXTERNAL ASSURANCE

YES

ANNUAL REPORT PAGE

129

CROSS-REFERENCES



EM-EP-510a.2



16



SUPPORTING NARRATIVE

1/1

TO BE READ AND UNDERSTOOD IN CONJUNCTION WITH GRI 205-1 AND 205-3

The foundation of MOL Group's ethics management system continues to be the Code of Ethics and Business Conduct (CoEBC). The CoEBC (first link below) contains a section titled "Anti-corruption And Anti-fraud" (section IV.4). As of 2018, all Group employees received and signed reception of the CoEBC (i.e MOL Group's anti-corruption policies and procedures have been communicated to all employees, regardless of employee category or region, including governance body members). In line with internal rules, every new employee hired by MOL Group during 2018 was informed about CoEBC and required to pass compulsory training. MOL Group places special emphasis on disseminating the values and norms of the CoEBC through ethics-related trainings. Training of the CoEBC addressing all the topics covered by the Code (including anti-corruption) was successfully completed by employees in 48 companies of MOL Group (all employees must pass training on the CoEBC, regardless of category or region. This excludes BoD members). Supportive narrative can be obtained from the annual report.

https://molgroup.info/images/molgroup/pdf/about_mol_group/ethical_behaviour/MOL_Group_Code_of_Ethics.pdf

https://molgroup.info/en/investor-relations/download-centre#03_annual_reports

The MOL Business Partner Code of Ethics (BPCE) is applicable to all MOL Group business partners (defines in the BPCE as suppliers, contractors, service providers, customers, transaction partners, advisors, sponsorship or corporate giving co-operation and other contracted partners of MOL Group companies). The BPCE contains an Anti-Corruption section, and has been communicated to all business partners (all new suppliers must sign and act according to both the Code of Ethics and Business Conduct as well as Business Partner Code Of Ethics), and is available to any other persons or organizations on the link below. Supportive narrative, including BPCE contract coverage can be obtained from the Annual Report.

https://mol.hu/images/pdf/A_MOL_rol/Beszallitoi_kozpont/uzleti_partneri_etika/business_partner_code_of_ethics_2017.pdf

SUPPORTING DATA

N/A

NAME OF INDICATOR

N/A

LINK

N/A

NAME OF XLS SHEET

N/A



GRI 102



GRI 103



GRI 200



GRI 300



GRI 400

GENERAL DISCLOSURES

MANAGEMENT APPROACH

ECONOMIC

ENVIRONMENTAL

SOCIAL

201

202

203

204

205

206

ANTI-CORRUPTION

205-3

Confirmed incidents of corruption and actions taken

FULLY REPORTED

YES

PARTIALLY REPORTED

N/A

OMISSION

NO

EXTERNAL ASSURANCE

YES

ANNUAL REPORT PAGE

129

CROSS-REFERENCES



EM-EP-510a.2



16



SUPPORTING NARRATIVE

1/1

TO BE READ AND UNDERSTOOD IN CONJUNCTION WITH GRI 205-1 AND 205-2

During 2018, there were two confirmed incidents of corruption reported in the Ethics reporting system of MOL Group. One case involved a customer (notice given due to unacceptable conduct), whilst the other case is still ongoing. During 2018, no employees were dismissed or disciplined for corruption, and there were no incidents when contracts with business partners were terminated or not renewed due to violations related to corruption. Additionally, during 2018 no public legal cases regarding corruption were brought against the organization or its employees, although for the latter, one case is still ongoing in Croatia.

SUPPORTING DATA

YES

NAME OF INDICATOR

Topics of ethics complaints (whistle-blower reports) - Total

LINK

DATA LIBRARY

NAME OF XLS SHEET

ECONOMIC, ETHICS AND CUSTOMERS



GRI 102



GRI 103



GRI 200



GRI 300



GRI 400

GENERAL DISCLOSURES

MANAGEMENT APPROACH

ECONOMIC

ENVIRONMENTAL

SOCIAL

201

202

203

204

205

206

ANTI-COMPETITIVE BEHAVIOR

206-1

Legal actions for anti-competitive behavior, anti trust, and monopoly practices

FULLY REPORTED

YES

PARTIALLY REPORTED

N/A

OMISSION

NO

EXTERNAL ASSURANCE

YES

ANNUAL REPORT PAGE

N/A

CROSS-REFERENCES



EM-RM-520a.1



16



SUPPORTING NARRATIVE

1/1

MOL Group is dedicated to practicing fair market behaviour. MOL Group activities on the market must be conducted in accordance with the norms of fair competition and the spirit and letter of applicable competition law. More information can be obtained in the following link:

<https://molgroup.info/en/sustainability/ethics-and-governance/ethics-and-compliance/fair-market-behaviour>

As of the time of the reporting, MOL Group was not involved in any legal actions regarding anti-competitive behavior, anti trust, and monopoly practices.

SUPPORTING DATA

N/A

NAME OF INDICATOR

N/A

LINK

N/A

NAME OF XLS SHEET

N/A



GRI 102



GRI 103



GRI 200



GRI 300



GRI 400

GENERAL DISCLOSURES

MANAGEMENT APPROACH

ECONOMIC

ENVIRONMENTAL

SOCIAL

301

302

303

304

305

306

307

308

MATERIALS

301-1

Materials used by weight or volume

FULLY REPORTED

NO

PARTIALLY REPORTED

NO

OMISSION

YES

EXTERNAL ASSURANCE

N/A

ANNUAL REPORT PAGE

N/A

CROSS-REFERENCES



8

12



SUPPORTING NARRATIVE

1/1

NOT APPLICABLE

MOL Group's primary sold products consist of extracted oil, gas and condensate gas from upstream operations, as well as fuel from retail operations. As a result, MOL Group does not track materials used by neither weight nor volume.

SUPPORTING DATA

N/A

NAME OF INDICATOR

N/A

LINK

N/A

NAME OF XLS SHEET

N/A



GRI 102



GRI 103



GRI 200



GRI 300



GRI 400

GENERAL DISCLOSURES

MANAGEMENT APPROACH

ECONOMIC

ENVIRONMENTAL

SOCIAL

301 302 303 304 305 306 307 308

MATERIALS

301-2 Recycled input materials used

FULLY REPORTED

NO

PARTIALLY REPORTED

NO

OMISSION

YES

EXTERNAL ASSURANCE

N/A

ANNUAL REPORT PAGE

N/A

CROSS-REFERENCES



CG-MR-410a.3



8

12



SUPPORTING NARRATIVE

1/1

NOT APPLICABLE

MOL Group's primary sold products consist of extracted oil, gas and condensate gas from upstream operations, as well as fuel from retail operations. As a result, recycled input materials used to manufacture the organization's primary products and services is not applicable to MOL Group.

However, recycled input materials are used by MOL Group in some of the following non-primary product lines:

MOL Group produces and sells rubber modified bitumen, a binder material used for asphalt mixture production and road construction, which is produced from bitumen and crumb rubber. Rubber crumbs are drawn from waste scrap tires. Used lubricants (not a primary product) are typically recycled in bitumen production processes following collection (GRI 301-3). More information can be obtained via the following link:

<https://molgroup.info/hu/sustainability/environment/product-devlopment/chemically-stabilized-rubber-bitumen>

In 2012, MOL-LUB introduced recycled PET packaging for its autochemical products (coolants, screenwasher fluids). Cardboard boxes are made partly from recycled paper. <https://molgroup.info/hu/sustainability/environment/waste-management>

For polymers products as part of the Group's petrochemical operations, no recycled input materials is currently used. However, MOL Group, as part of its 2030 transformational strategy updates yearly of its future product portfolio and any developments concerning the use of recycled materials for future product lines. More information can be obtained in the Annual Report via the following link:

https://molgroup.info/en/investor-relations/download-centre#03_annual_reports

SUPPORTING DATA

N/A

NAME OF INDICATOR

N/A

LINK

N/A

NAME OF XLS SHEET

N/A

**GRI 102****GRI 103****GRI 200****GRI 300****GRI 400**

GENERAL DISCLOSURES

MANAGEMENT APPROACH

ECONOMIC

ENVIRONMENTAL

SOCIAL

301

302

303

304

305

306

307

308

MATERIALS

301-3

Reclaimed products and their packaging materials

FULLY REPORTED

NO

PARTIALLY REPORTED

YES

OMISSION

NO

EXTERNAL ASSURANCE

YES

ANNUAL REPORT PAGE

N/A**CROSS-REFERENCES**

CG-MR-410a.3

**8****12****SUPPORTING NARRATIVE****1/1**

MOL Group continuously seeks to decrease its environmental footprint by reducing the amount of waste generated and developing treatment, recycling and recovery solutions. According to MOL Group's HSE Management System, a waste management programme is to be placed at each site, and among other requirements, it should contain methods for reuse, recycle and recovery of various materials. More information can be obtained from the link below:

<https://molgroup.info/en/sustainability/sustainability-and-mol/hse-management-system>

MOL Group facilitates collection of used household cooking oil across its service stations.

<https://mol.hu/en/about-mol/media-room/2649-bring-your-used-cooking-oil-to-the-mol-filling-stations/>

Lubricants and Autochemicals are produced and sold by MOL Group's lubricant subsidiaries. These companies pay special attention to product stewardship as they are capable of recollecting and recycling a significant percentage of lubricant-related waste which is produced by industrial (B2B) and residential customers (B2C). MOL-LUB recollects used lubricant oil as well as their packages from its customers in Hungary. Links below:

B2B Direct delivery <https://mol.hu/hu/kenoanyag-es-autoapolas/ipar/szolgáltatasaik/faradt-olaj-es-egyeb-veszelyes-hulladek-visszagyujtes-ipar/>

B2C Recollecting on 68 service stations <https://mol.hu/hu/kenoanyag-es-autoapolas/autosok/szolgáltatasaik/faradt-olaj-atvetel/>

The amount of waste lubricants and packaging materials recollected from customers can be obtained from the Data Library in the link below. The figures cover operations in Hungary (MOL-LUB), Croatia (Maziva) and Slovakia (Slovnaft) where the recollection of lubricants is performed or coordinated directly by MOL Group.

https://molgroup.info/en/investor-relations/download-centre#03_annual_reports

MOL Group does not disclose the percentage of reclaimed products and their packaging material for each product category.

SUPPORTING DATA

YES

NAME OF INDICATOR

Recollected lubricant and lubricant packaging

LINK

[DATA LIBRARY](#)

NAME OF XLS SHEET

ENVIRONMENT



GRI 102



GRI 103



GRI 200



GRI 300



GRI 400

GENERAL DISCLOSURES

MANAGEMENT APPROACH

ECONOMIC

ENVIRONMENTAL

SOCIAL

301 302 303 304 305 306 307 308

ENERGY

302-1 Energy consumption within the organization

FULLY REPORTED

NO

PARTIALLY REPORTED

YES

OMISSION

NO

EXTERNAL ASSURANCE

YES

ANNUAL REPORT PAGE

121

CROSS-REFERENCES



RT-CH-130a.1



SUPPORTING NARRATIVE

1/1

As an integrated oil and gas company, MOL Group has a significant energy consumption. Transparency concerning energy consumption is a high priority. Information on MOL Group's own energy consumption can be obtained through the Data Library or the Annual Reports through the following link:

https://molgroup.info/en/investor-relations/download-centre#03_annual_reports

PARTIAL RERPORTING EXPLANATION:

MOL Group discloses a wide range of energy related data. However, MOL Group does monitors electricity, heating, cooling, and steam sold, but does not disclose it as prescribed per GRI Standards. Furthermore, MOL Group does not reference to points f. and g.. MOL Group continuously reviews the Group's sustainability reporting in comparison with existing and emerging reporting frameworks, whilst listening to capital markets and stakeholder feedback.. Disclosure of this data is under consideration.

SUPPORTING DATA

YES

NAME OF INDICATOR

Direct energy consumption / Indirect energy consumption / Energy consumption - by business

LINK

DATA LIBRARY

NAME OF XLS SHEET

CLIMATE CHANGE



GRI 102



GRI 103



GRI 200



GRI 300



GRI 400

GENERAL DISCLOSURES

MANAGEMENT APPROACH

ECONOMIC

ENVIRONMENTAL

SOCIAL

301 302 303 304 305 306 307 308

ENERGY

302-2 Energy consumption outside of the organization

FULLY REPORTED

NO

PARTIALLY REPORTED

NO

OMISSION

YES

EXTERNAL ASSURANCE

YES

ANNUAL REPORT PAGE

N/A

CROSS-REFERENCES



RT-CH-130a.1



7

12

13



SUPPORTING NARRATIVE

1/1

MOL Group does not disclose energy consumption outside of the organization. However, as an integrated oil and gas company, MOL Group has a significant energy consumption. Transparency concerning energy consumption is a high priority. Information on MOL Group's energy consumption can be obtained through the Data Library or the Annual Reports through the following link:

https://molgroup.info/en/investor-relations/download-centre#03_annual_reports

SUPPORTING DATA

N/A

NAME OF INDICATOR

N/A

LINK

N/A

NAME OF XLS SHEET

N/A



GRI 102



GRI 103



GRI 200



GRI 300



GRI 400

GENERAL DISCLOSURES

MANAGEMENT APPROACH

ECONOMIC

ENVIRONMENTAL

SOCIAL

301 302 303 304 305 306 307 308

ENERGY

302-3 Energy intensity

FULLY REPORTED

YES

PARTIALLY REPORTED

N/A

OMISSION

NO

EXTERNAL ASSURANCE

YES

ANNUAL REPORT PAGE

123

CROSS-REFERENCES



RT-CH-130a.1



SUPPORTING NARRATIVE

1/1

As an integrated oil and gas company, MOL Group has a significant energy consumption. Transparency concerning energy consumption is a high priority. Information on the energy intensity inside the organization can be obtained through the Data Library (types of energy included in the calculation include steam, electricity and fuel; the calculation uses energy consumption inside the organization) or the Annual Reports via the below link..

https://molgroup.info/en/investor-relations/download-centre#03_annual_reports

SUPPORTING DATA

YES

NAME OF INDICATOR

Total Energy Consumption - by business (production weighted)

LINK

DATA LIBRARY

NAME OF XLS SHEET

CLIMATE CHANGE



GRI 102



GRI 103



GRI 200



GRI 300



GRI 400

GENERAL DISCLOSURES

MANAGEMENT APPROACH

ECONOMIC

ENVIRONMENTAL

SOCIAL

301 302 303 304 305 306 307 308

ENERGY

302-4 Reduction of energy consumption

FULLY REPORTED

YES

PARTIALLY REPORTED

N/A

OMISSION

NO

EXTERNAL ASSURANCE

YES

ANNUAL REPORT PAGE

123

CROSS-REFERENCES



RT-CH-130a.1



SUPPORTING NARRATIVE

1/1

Information about the amount of reductions in energy consumption achieved, including financial savings, can be obtained through current annual reports. Furthermore, MOL Group updates on energy saving initiatives and results regularly via capital market related information and on the website. Both can be obtained via the link below:

https://molgroup.info/en/investor-relations/download-centre#03_annual_reports

https://molgroup.info/en/investor-relations/download-centre#01_investor_presentations

<https://molgroup.info/hu/sustainability/climate-change/energy-efficiency>

SUPPORTING DATA

N/A

NAME OF INDICATOR

N/A

LINK

N/A

NAME OF XLS SHEET

N/A



GRI 102



GRI 103



GRI 200



GRI 300



GRI 400

GENERAL DISCLOSURES

MANAGEMENT APPROACH

ECONOMIC

ENVIRONMENTAL

SOCIAL

301

302

303

304

305

306

307

308

ENERGY

302-5

Reductions in energy requirements of products and services

FULLY REPORTED

YES

PARTIALLY REPORTED

N/A

OMISSION

NO

EXTERNAL ASSURANCE

YES

ANNUAL REPORT PAGE

122

CROSS-REFERENCES



SUPPORTING NARRATIVE

1/1

Information concerning reductions in energy requirements of sold products and services, and the amount of reductions in energy consumption achieved can be obtained inside the Annual Report under the Future Product Portfolio chapter (section Refining & Petrochemical Developments as well as Mobility Developments), as well as through the website via the link below:

https://molgroup.info/en/investor-relations/download-centre#03_annual_reports

<https://molgroup.info/hu/sustainability/environment/product-development>

SUPPORTING DATA

N/A

NAME OF INDICATOR

N/A

LINK

N/A

NAME OF XLS SHEET

N/A



GRI 102



GRI 103



GRI 200



GRI 300



GRI 400

GENERAL DISCLOSURES

MANAGEMENT APPROACH

ECONOMIC

ENVIRONMENTAL

SOCIAL

301

302

303

304

305

306

307

308

ENERGY

OG-2

Total Amount Invested in Renewable Energy

FULLY REPORTED

YES

PARTIALLY REPORTED

N/A

OMISSION

NO

EXTERNAL ASSURANCE

YES

ANNUAL REPORT PAGE

123

CROSS-REFERENCES



EM-EP-420a.3 / RT-CH-130a.1



SUPPORTING NARRATIVE

1/1

MOL Group has launched a number of renewable energy projects in two areas: geothermal and solar power. MOL Group provides additional supporting narrative and yearly updates on its renewable projects in the Annual Report. This can be obtained through the link below:

https://molgroup.info/en/investor-relations/download-centre#03_annual_reports

For additional information concerning renewable energy at MOL Group:

<https://molgroup.info/hu/sustainability/climate-change/renewable-energy>

<https://molgroup.info/en/media-centre/press-releases/3756-mol-group-steps-into-the-solar-power-business>

During 2018 MOL Group invested HUF 18 million in its geothermal project, and HUF 4.3 billion in its photovoltaic power plant. Finally, one renewable Green Fund project was implemented during 2018: Electricity production at the Danube Refinery by installation of a micro turbine to the wastewater treatment plant - utilizing the potential energy of the wastewater flow of 900 m3/day turning it into 10 kW of electricity. The project budget was USD 43,000

SUPPORTING DATA

N/A

NAME OF INDICATOR

N/A

LINK

N/A

NAME OF XLS SHEET

N/A



GRI 102



GRI 103



GRI 200



GRI 300



GRI 400

GENERAL DISCLOSURES

MANAGEMENT APPROACH

ECONOMIC

ENVIRONMENTAL

SOCIAL

301 302 303 304 305 306 307 308

ENERGY

OG-3

Total Amount of Renewable Energy generated by source

FULLY REPORTED

YES

PARTIALLY REPORTED

N/A

OMISSION

NO

EXTERNAL ASSURANCE

YES

ANNUAL REPORT PAGE

123

CROSS-REFERENCES



EM-EP-420a.3



SUPPORTING NARRATIVE

1/1

No energy was generated by neither geothermal, photovoltaic power plant nor by the micro turbine during 2018. Information concerning expected energy generation can be obtained from the 2018 Annual Report following the link below:

https://molgroup.info/en/investor-relations/download-centre#03_annual_reports

SUPPORTING DATA

N/A

NAME OF INDICATOR

N/A

LINK

N/A

NAME OF XLS SHEET

N/A



GRI 102



GRI 103



GRI 200



GRI 300



GRI 400

GENERAL DISCLOSURES

MANAGEMENT APPROACH

ECONOMIC

ENVIRONMENTAL

SOCIAL

301 302 303 304 305 306 307 308

WATER AND EFFLUENTS

303-1 Interactions with water as a shared resource

FULLY REPORTED

YES

PARTIALLY REPORTED

N/A

OMISSION

NO

EXTERNAL ASSURANCE

YES

ANNUAL REPORT PAGE

124

CROSS-REFERENCES



EM-EP-140a.1/ RT-CH-140a.3



6

12

13

14

15



SUPPORTING NARRATIVE

1/1

The oil and gas industry, consumes large amounts of water for the production facilities but it also produces large amounts of water due to the extraction of oil and gas. MOL Group is constantly focused on finding ways to improve the handling methods of these large quantities of water. Issues related to water management are becoming increasingly critical in the lives of societies and companies, and require a permanent change in operations. Water management principles are similar to those followed in waste management; critical issues include: reducing fresh water intake, reuse and recycling of water and responsible water emissions (reductions and impact assessments). MOL Group is committed to reducing its environmental footprint, protect natural values and support international efforts that addresses climate-change related risks. <https://molgroup.info/hu/sustainability/environment/water-management>

The majority of MOL Group operations are situated in the EU region, and therefore water management practices are driven by the EU environmental acquis. However, via the HSE Management System, (link below), MOL Group has additionally set up requirements for water savings and water protection.

<https://molgroup.info/hu/sustainability/sustainability-and-mol/hse-management-system>

MOL Group's EU operations are not situated in water stressed areas. However, MOL Group has taken actions to assess the situation in more depth within the Groups international (ex-EU) operations which, according to external studies (such as water availability maps from the World Resource Institute), are situated in potentially water-scarce areas in Pakistan. As a result, a detailed hydrological study of the Teri water basin (Pakistan) was carried out with the aim of assessing available water resources and the potential impact of our operations. The study concluded that, due to local circumstances, MOL Group operations are not disturbing the water balance, and that water resources are satisfying the needs of the surrounding six villages and of MOL Pakistan. However, as a precautionary measure MOL Group has taken steps to protect water sources. These measures include periodical analysis of the quality of ground water through monitoring wells, ongoing implementation of the Water Conservation Action Plan developed in 2014, and the use of treated effluent water for gardening purposes. In December 2017 MOL Group carried out a water conservation awareness campaign at our sites.

MOL Group provides a range of water related data and supporting narrative that can be obtained from the Annual Report and Data Library via the following link: https://molgroup.info/en/investor-relations/download-centre#03_annual_reports

SUPPORTING DATA

YES

NAME OF INDICATOR

SEVERAL

LINK

DATA LIBRARY

NAME OF XLS SHEET

ENVIRONMENT



GRI 102



GRI 103



GRI 200



GRI 300



GRI 400

GENERAL DISCLOSURES

MANAGEMENT APPROACH

ECONOMIC

ENVIRONMENTAL

SOCIAL

301

302

303

304

305

306

307

308

WATER AND EFFLUENTS

303-2

Management of water discharge-related impacts

FULLY REPORTED

YES

PARTIALLY REPORTED

N/A

OMISSION

NO

EXTERNAL ASSURANCE

YES

ANNUAL REPORT PAGE

124

CROSS-REFERENCES



EM-EP-140a.2/ RT-CH-140a.1



6

12

13

14

15



SUPPORTING NARRATIVE

1/1

The oil and gas industry, consumes large amounts of water for the production facilities but it also generates large amounts of produced water due to the extraction of oil and gas. MOL Group is constantly focused on finding ways to improve the handling methods of these large quantities of water. Water saving initiatives are constantly implemented at all business lines and the produced water is reinjected at the production facilities. As the majority of our production operations are situated in EU region, our water management practices are driven by the EU environmental acquis. EU water related standards as well as local related regulations are followed based on the site specific water permits. At the same time, MOL Group has in place an HSE Management System through which water related issues are addressed. For MOL Group operations outside the EU region, and where water related legislation is either missing or not as established, MOL Group applies its HSE Management System and supporting internal regulations. These are developed based on international standards for the oil & gas industry, including IOGP, World Bank etc. For water discharge-related improvement projects, please refer to previous and current annual reports:

https://molgroup.info/images/molgroup/pdf/sustainability/sustainability_and_mol/HSE_management_system/HSE%20Management_System.pdf

https://molgroup.info/en/investor-relations/download-centre#03_annual_reports

SUPPORTING DATA

N/A

NAME OF INDICATOR

N/A

LINK

N/A

NAME OF XLS SHEET

N/A



GRI 102



GRI 103



GRI 200



GRI 300



GRI 400

GENERAL DISCLOSURES

MANAGEMENT APPROACH

ECONOMIC

ENVIRONMENTAL

SOCIAL

301

302

303

304

305

306

307

308

WATER AND EFFLUENTS

303-3

Water withdrawal

FULLY REPORTED

YES

PARTIALLY REPORTED

N/A

OMISSION

NO

EXTERNAL ASSURANCE

YES

ANNUAL REPORT PAGE

124

CROSS-REFERENCES



EM-EP-140a.1/ RT-CH-140a.1



6

12

13

14

15



SUPPORTING NARRATIVE

1/1

The oil and gas industry, consumes large amounts of water for the production facilities but it also produces large amounts of water due to the extraction of oil and gas. MOL Group is constantly focused on finding ways to improve the handling methods of these large quantities of water. MOL Group HSE Management System has provisions for monitoring and reporting all water withdrawals as improving water efficiency not only reduces environmental footprint but often leads to a reduction in operating costs. The water used for different operational activities at MOL Group comes from various sources: it may be surface or groundwater, the municipal water supply, sea water, harvested rainwater or wastewater from production or other organizations. MOL Group monitors and report total water withdrawals from all sources. Information can be obtained from the Annual Report and Data Library through the following link:

https://molgroup.info/en/investor-relations/download-centre#03_annual_reports

SUPPORTING DATA

YES

NAME OF INDICATOR

Water Withdrawal - Total / Water Withdrawal - by business / Water Withdrawal - by country

LINK

DATA LIBRARY

NAME OF XLS SHEET

ENVIRONMENT



GRI 102



GRI 103



GRI 200



GRI 300



GRI 400

GENERAL DISCLOSURES

MANAGEMENT APPROACH

ECONOMIC

ENVIRONMENTAL

SOCIAL

301 302 303 304 305 306 307 308

WATER AND EFFLUENTS

303-4 Water discharge

FULLY REPORTED

NO

PARTIALLY REPORTED

YES

OMISSION

NO

EXTERNAL ASSURANCE

YES

ANNUAL REPORT PAGE

124

CROSS-REFERENCES



EM-RM-140a.1/ EM-EP-140a.2



6 12 13 14 15



SUPPORTING NARRATIVE

1/1

The oil and gas industry, consumes large amounts of water for the production facilities but it also produces large amounts of water due to the extraction of oil and gas. MOL Group is constantly focused on finding ways to improve the handling methods of these large quantities of water. Total water discharge data, including a breakdown by treatment, can be obtained from the Data Library, while supporting narrative can be obtained from present Annual Report, via the link below:

https://molgroup.info/en/investor-relations/download-centre#03_annual_reports

PARTIAL RERPORTING EXPLANATION:

MOL Group discloses total water discharge as described above, but does not disclose water discharge to all areas, including a breakdown of this by types of destination or category as prescribed by the GRI Standards. MOL Group continuously reviews the Group's sustainability reporting in comparison with existing and emerging reporting frameworks, whilst listening to capital markets and stakeholder feedback.. Disclosure of water discharge to all areas, including a breakdown of this by types of destination or category, as well as point d. under 303-4 is under consideration.

TO BE READ AND UNDERSTOOD IN CONJUNCTION WITH GRI 306-1

SUPPORTING DATA

YES

NAME OF INDICATOR

Water Discharge – Total (DISCLOSURE OF WATER DISCHARGE BY TREATMENT INTRODUCED IN 2019)

LINK

DATA LIBRARY

NAME OF XLS SHEET

ENVIRONMENT



GRI 102



GRI 103



GRI 200



GRI 300



GRI 400

GENERAL DISCLOSURES

MANAGEMENT APPROACH

ECONOMIC

ENVIRONMENTAL

SOCIAL

301 302 303 304 305 306 307 308

WATER AND EFFLUENTS

303-5 Water consumption

FULLY REPORTED

YES

PARTIALLY REPORTED

N/A

OMISSION

NO

EXTERNAL ASSURANCE

YES

ANNUAL REPORT PAGE

124

CROSS-REFERENCES



EM-EP-140a.1



6

12

13

14

15



SUPPORTING NARRATIVE

1/1

The oil and gas industry, consumes large amounts of water for the production facilities but it also produces large amounts of water due to the extraction of oil and gas. MOL Group is constantly focused on finding ways to improve the handling methods of these large quantities of water. As of 2017, MOL Group took the necessary steps to collect and disclose water consumption. All the data (starting from 2018) can be obtained from the Data Library and past and present Annual reports via the link below:

https://molgroup.info/en/investor-relations/download-centre#03_annual_reports

SUPPORTING DATA

YES

NAME OF INDICATOR

Water Consumption - Total (NEW INDICATOR - DISCLOSURE INTRODUCED IN 2019)

LINK

DATA LIBRARY

NAME OF XLS SHEET

ENVIRONMENT



BIODIVERSITY

304-1 Operational sites owned, leased, managed in, or adjacent to, protected areas and areas of high biodiversity value outside protected areas

FULLY REPORTED	NO	PARTIALLY REPORTED	NO	OMISSION	YES	EXTERNAL ASSURANCE	N/A	ANNUAL REPORT PAGE	N/A
----------------	-----------	--------------------	-----------	----------	------------	--------------------	-----	--------------------	-----

CROSS-REFERENCES EM-EP-160a.3

13 **14** **15**

SUPPORTING NARRATIVE 1/1

SHOULD BE READ AND UNDERSTOOD IN CONJUNCTION WITH GRI 304-2 / 304-3 / 304-4 / OG-4

NOT APPLICABLE

The activities of the oil and gas industry have a direct and indirect impact on biodiversity. MOL Group recognizes these impacts and the fact that it must operate safely and responsibly in order to protect the natural environment and local communities.

Based on present locations of MOL Group sites, biodiversity is not a material issue for the group. No operational sites are currently owned, leased, managed in, or adjacent to, protected areas and areas of high biodiversity value outside protected areas.

However, MOL Group applies stringent standards to help reduce any impacts the operations of the Group may have, particularly in critical habitats (areas rich in biodiversity or which are under protection). For any new major projects, as well as for significant expansions of existing operations, MOL Group conduct biodiversity-related studies as a part of environmental and social impact assessment. This is an internal requirement established via the HSE Management System (Section IX Environmental Management / IX.14 Biodiversity). This can be obtained via the link below:

https://molgroup.info/images/molgroup/pdf/sustainability/sustainability_and_mol/HSE_management_system/HSE%20Management_System.pdf

SUPPORTING DATA	N/A	NAME OF INDICATOR	N/A
-----------------	-----	-------------------	-----

LINK	N/A	NAME OF XLS SHEET	N/A
------	-----	-------------------	-----



GRI 102



GRI 103



GRI 200



GRI 300



GRI 400

GENERAL DISCLOSURES

MANAGEMENT APPROACH

ECONOMIC

ENVIRONMENTAL

SOCIAL

301

302

303

304

305

306

307

308

BIODIVERSITY

304-2

Significant impacts of activities, products, and services on biodiversity

FULLY REPORTED

NO

PARTIALLY REPORTED

NO

OMISSION

YES

EXTERNAL ASSURANCE

N/A

ANNUAL REPORT PAGE

N/A

CROSS-REFERENCES



EM-EP-160a.3



13

14

15



SUPPORTING NARRATIVE

1/1

SHOULD BE READ AND UNDERSTOOD IN CONJUNCTION WITH GRI 304-1 / 304-3 / 304-4 / OG-4

NOT APPLICABLE

The activities of the oil and gas industry have a direct and indirect impact on biodiversity. MOL Group recognizes these impacts and the fact that it must operate safely and responsibly in order to protect the natural environment and local communities.

Based on present locations of MOL Group activities, products, and services , biodiversity is not a material issue for the group. MOL Group does not disclose any impacts of activities, products, and services on biodiversity.

However, MOL Group applies stringent standards to help reduce any impacts the operations of the Group may have, particularly in critical habitats (areas rich in biodiversity or which are under protection). For any new major projects, as well as for significant expansions of existing operations, MOL Group conduct biodiversity-related studies as a part of environmental and social impact assessment. This is an internal requirement established via the HSE Management System (Section IX Environmental Management / IX.14 Biodiversity). This can be obtained via the link below:

https://molgroup.info/images/molgroup/pdf/sustainability/sustainability_and_mol/HSE_management_system/HSE%20Management_System.pdf

SUPPORTING DATA

N/A

NAME OF INDICATOR

N/A

LINK

N/A

NAME OF XLS SHEET

N/A



GRI 102



GRI 103



GRI 200



GRI 300



GRI 400

GENERAL DISCLOSURES

MANAGEMENT APPROACH

ECONOMIC

ENVIRONMENTAL

SOCIAL

301

302

303

304

305

306

307

308

BIODIVERSITY

304-3

Habitats protected or restored

FULLY REPORTED

NO

PARTIALLY REPORTED

NO

OMISSION

YES

EXTERNAL ASSURANCE

N/A

ANNUAL REPORT PAGE

N/A

CROSS-REFERENCES



EM-EP-160a.3



13

14

15



SUPPORTING NARRATIVE

1/1

SHOULD BE READ AND UNDERSTOOD IN CONJUNCTION WITH GRI 304-1 / 304-2 / 304-4 / OG-4

NOT APPLICABLE

The activities of the oil and gas industry have a direct and indirect impact on biodiversity. MOL Group recognizes these impacts and the fact that it must operate safely and responsibly in order to protect the natural environment and local communities.

Based on present locations of MOL Group sites, biodiversity is not a material issue for the group. No habitats of biodiversity value required special protection nor had to be restored.

However, MOL Group applies stringent standards to help reduce any impacts the operations of the Group may have, particularly in critical habitats (areas rich in biodiversity or which are under protection). For any new major projects, as well as for significant expansions of existing operations, MOL Group conduct biodiversity-related studies as a part of environmental and social impact assessment. This is an internal requirement established via the HSE Management System (Section IX Environmental Management / IX.14 Biodiversity). This can be obtained via the link below:

https://molgroup.info/images/molgroup/pdf/sustainability/sustainability_and_mol/HSE_management_system/HSE%20Management_System.pdf

SUPPORTING DATA

N/A

NAME OF INDICATOR

N/A

LINK

N/A

NAME OF XLS SHEET

N/A



GRI 102



GRI 103



GRI 200



GRI 300



GRI 400

GENERAL DISCLOSURES

MANAGEMENT APPROACH

ECONOMIC

ENVIRONMENTAL

SOCIAL

301 302 303 304 305 306 307 308

BIODIVERSITY

304-4

IUCN Red List species and national conservation list species with habitats in areas affected by operations

FULLY REPORTED

NO

PARTIALLY REPORTED

NO

OMISSION

YES

EXTERNAL ASSURANCE

N/A

ANNUAL REPORT PAGE

N/A

CROSS-REFERENCES



EM-EP-160a.3



13

14

15



SUPPORTING NARRATIVE

1/1

SHOULD BE READ AND UNDERSTOOD IN CONJUNCTION WITH GRI 304-1 / 304-2 / 304-3 / OG-4

NOT APPLICABLE

The activities of the oil and gas industry have a direct and indirect impact on biodiversity. MOL Group recognizes these impacts and the fact that it must operate safely and responsibly in order to protect the natural environment and local communities.

Based on present locations of MOL Group sites, biodiversity is not a material issue for the group. MOL Group does not monitor and disclose information related to the IUCN Red List species and national conservation list species with habitats in areas affected by operations

However, MOL Group applies stringent standards to help reduce any impacts the operations of the Group may have, particularly in critical habitats (areas rich in biodiversity or which are under protection). For any new major projects, as well as for significant expansions of existing operations, MOL Group conduct biodiversity-related studies as a part of environmental and social impact assessment – this is an internal requirement established via the HSE Management System.

SUPPORTING DATA

N/A

NAME OF INDICATOR

N/A

LINK

N/A

NAME OF XLS SHEET

N/A



GRI 102



GRI 103



GRI 200



GRI 300



GRI 400

GENERAL DISCLOSURES

MANAGEMENT APPROACH

ECONOMIC

ENVIRONMENTAL

SOCIAL

301

302

303

304

305

306

307

308

BIODIVERSITY

OG-4

Number and percentage of significant operating sites in which biodiversity risk has been assessed and monitored.

FULLY REPORTED

NO

PARTIALLY REPORTED

YES

OMISSION

NO

EXTERNAL ASSURANCE

YES

ANNUAL REPORT PAGE

N/A

CROSS-REFERENCES



EM-EP-160a.3



13

14

15



SUPPORTING NARRATIVE

1/1

SHOULD BE READ AND UNDERSTOOD IN CONJUNCTION WITH GRI 304-1 / 304-2 / 304-3 / 304-4

The activities of the oil and gas industry have a direct and indirect impact on biodiversity. MOL Group recognizes these impacts and the fact that it must operate safely and responsibly in order to protect the natural environment and local communities. Based on present locations of MOL Group sites, biodiversity is not a material issue for the group. However, MOL Group applies stringent standards to help reduce any impacts the operations of the Group may have, particularly in critical habitats (areas rich in biodiversity or which are under protection). For any new major projects, as well as for significant expansions of existing operations, MOL Group conduct biodiversity-related studies as a part of environmental and social impact assessment – this is an internal requirement established via the HSE Management System.

In 2014 a group-wide assessment was conducted to identify potentially sensitive areas which should be the focus of future efforts. This study was updated in 2017 to reflect operational changes. In 2017 we had identified 203 sites that are in or adjacent to protected areas. However, the assessment re-confirmed the fact that MOL Group's exposure to biodiversity risks is not significant. In total, only eight sites are located in biodiversity-critical areas (six exploration and production, and two downstream), while 35 exploration and production operations are located close to or within Natura 2000 sites (European nature conservation areas). Two of the exploration and production operations are situated in water-stressed areas while one can be found in a water-protected landscape.

All sites that are in located in biodiversity critical areas are covered by biodiversity action plans that are annually reviewed in accordance with the HSE Management System. The MOL Group HSE Management System has introduced the compulsory elaboration of the Environmental and Social Impact Assessment studies for all new development or major modifications of the existing facilities and the obligation to have Biodiversity Action Plans in place for all critical sites.

PARTIAL RERPORTING EXPLANATION:

MOL Group does not disclose the number of significant operating sites in which biodiversity risk has been assessed and monitored, but not in percentage terms as prescribed by the GRI Standards.

SUPPORTING DATA

N/A

NAME OF INDICATOR

N/A

LINK

N/A

NAME OF XLS SHEET

N/A



GRI 102



GRI 103



GRI 200



GRI 300



GRI 400

GENERAL DISCLOSURES

MANAGEMENT APPROACH

ECONOMIC

ENVIRONMENTAL

SOCIAL

301 302 303 304 305 306 307 308

EMISSIONS

305-1 Direct (Scope 1) GHG emissions

FULLY REPORTED

YES

PARTIALLY REPORTED

N/A

OMISSION

NO

EXTERNAL ASSURANCE

YES

ANNUAL REPORT PAGE

123

CROSS-REFERENCES



EM-RM-110a.1/ EM-EP-110a.1



12

13

15



SUPPORTING NARRATIVE

1/1

As an integrated oil and gas company, MOL Group has a significant carbon footprint. Transparency concerning the footprint of MOL Group operations is a high priority. MOL Group's total carbon footprint includes direct emissions from MOL Group operations (Scope-1). Information on MOL Group's GHG Scope 1 emissions, including supporting narrative, can be obtained in the Data Library, the Annual Report and on the Group website via the following links:

https://molgroup.info/en/investor-relations/download-centre#03_annual_reports

<https://molgroup.info/en/sustainability/climate-change/our-carbon-footprint>

FUTURE MOL GROUP SCOPE 1 EMISSIONS

In addition to full disclosure around current Group emissions, MOL Group is fully transparent with the future footprint of the Group. During 2018, MOL Group, in cooperation with sustainability advisor Quantis, carried out its first climate change scenario analysis. The scenario analysis was completed by estimating the annual GHG Emissions Scope 1, 2 and 3 of up until 2030 using current group operations combined with the Group's 2030 strategic plans, including a number of forward looking assumptions. The analysis applied three International Energy Agency scenarios, using as basis for calculation the decrease of oil related tonnes of CO2 emissions in transport for the years 2017-30 for each scenario, with reduction factors calculated based on transport related emissions for EU28. Details can be obtained under MOL Group capital markets communication materials (*Investor Presentation - February, 2019* – slides 78, 79) via the link below:

https://molgroup.info/en/investor-relations/download-centre#01_investor_presentations

SUPPORTING DATA

YES

NAME OF INDICATOR

Total Direct GHG (Scope-1)

LINK

DATA LIBRARY

NAME OF XLS SHEET

CLIMATE CHANGE



GRI 102



GRI 103



GRI 200



GRI 300



GRI 400

GENERAL DISCLOSURES

MANAGEMENT APPROACH

ECONOMIC

ENVIRONMENTAL

SOCIAL

301 302 303 304 305 306 307 308

EMISSIONS

305-2 Energy indirect (Scope 2) GHG emissions

FULLY REPORTED

YES

PARTIALLY REPORTED

N/A

OMISSION

NO

EXTERNAL ASSURANCE

YES

ANNUAL REPORT PAGE

123

CROSS-REFERENCES



EM-RM-110a.1 / EM-EP-110a.1



12

13

15



S

M

SUPPORTING NARRATIVE

1/1

As an integrated oil and gas company, MOL Group has a significant carbon footprint. Transparency concerning the footprint of MOL Group operations is a high priority. MOL Group's total carbon footprint includes indirect emissions related to purchased energy (Scope-2). MOL Group Scope 2 emissions are disclosed both by market and location based. Information on MOL Group's GHG Scope 2 emissions, including supporting narrative, can be obtained in the Data Library, the Annual Report and on the Group website via the following links:

https://molgroup.info/en/investor-relations/download-centre#03_annual_reports

<https://molgroup.info/en/sustainability/climate-change/our-carbon-footprint>

Explanation on the difference between location and market based scope 2 emissions, refer to the *GHG Protocol Scope 2 Guidance* in the following link:

https://ghgprotocol.org/sites/default/files/Scope2_ExecSum_Final.pdf

FUTURE MOL GROUP SCOPE 2 EMISSIONS

In addition to full disclosure around current Group emissions, MOL Group is fully transparent with the future footprint of the Group. During 2018, MOL Group, in cooperation with sustainability advisor Quantis, carried out its first climate change scenario analysis. The scenario analysis was completed by estimating the annual GHG Emissions Scope 1, 2 and 3 of up until 2030 using current group operations combined with the Group's 2030 strategic plans, including a number of forward looking assumptions. The analysis applied three International Energy Agency scenarios, using as basis for calculation the decrease of oil related tonnes of CO2 emissions in transport for the years 2017-30 for each scenario, with reduction factors calculated based on transport related emissions for EU28. Details can be obtained under MOL Group capital markets communication materials (*Investor Presentation - February, 2019* - slides 78, 79) via the link below:

https://molgroup.info/en/investor-relations/download-centre#01_investor_presentations

SUPPORTING DATA

YES

NAME OF INDICATOR

Total Indirect GHG (Scope-2) - Location based / Total Indirect GHG (Scope-2) - Market based

LINK

DATA LIBRARY

NAME OF XLS SHEET

CLIMATE CHANGE



GRI 102



GRI 103



GRI 200



GRI 300



GRI 400

GENERAL DISCLOSURES

MANAGEMENT APPROACH

ECONOMIC

ENVIRONMENTAL

SOCIAL

301 302 303 304 305 306 307 308

EMISSIONS

305-3 Other indirect (Scope 3) GHG emissions

FULLY REPORTED

YES

PARTIALLY REPORTED

N/A

OMISSION

NO

EXTERNAL ASSURANCE

YES

ANNUAL REPORT PAGE

124

CROSS-REFERENCES



12

13

15



SUPPORTING NARRATIVE

1/1

As an integrated oil and gas company, MOL Group has a significant carbon footprint. Transparency concerning the footprint of MOL Group operations is a high priority. MOL Group's total carbon footprint includes the emissions not related to the Group's operations but to the use of our products or emissions generated by our suppliers (Scope-3). Information on MOL Group's GHG Scope 3 emissions, including a detailed breakdown and supportive narrative, can be obtained in the Data Library, the Annual Report and on the Group website via the following links:

https://molgroup.info/en/investor-relations/download-centre#03_annual_reports

<https://molgroup.info/en/sustainability/climate-change/our-carbon-footprint>

FUTURE MOL GROUP SCOPE 3 EMISSIONS

In addition to full disclosure around current Group emissions, MOL Group is fully transparent with the future footprint of the Group. During 2018, MOL Group, in cooperation with sustainability advisor Quantis, carried out its first climate change scenario analysis. The scenario analysis was completed by estimating the annual GHG Emissions Scope 1, 2 and 3 of up until 2030 using current group operations combined with the Group's 2030 strategic plans, including a number of forward looking assumptions. The analysis applied three International Energy Agency scenarios, using as basis for calculation the decrease of oil related tonnes of CO2 emissions in transport for the years 2017-30 for each scenario, with reduction factors calculated based on transport related emissions for EU28. Details can be obtained under MOL Group capital markets communication materials via the link below:

INVESTOR PRESENTATION - FEBRUARY 2019 (SLIDES 78-79)

https://molgroup.info/en/investor-relations/download-centre#01_investor_presentations

SUPPORTING DATA

YES

NAME OF INDICATOR

Total Indirect GHG from product use, business trips and crude oil supply (Scope-3)

LINK

DATA LIBRARY

NAME OF XLS SHEET

CLIMATE CHANGE



GRI 102



GRI 103



GRI 200



GRI 300



GRI 400

GENERAL DISCLOSURES

MANAGEMENT APPROACH

ECONOMIC

ENVIRONMENTAL

SOCIAL

301 302 303 304 305 306 307 308

EMISSIONS

305-4 GHG emissions Intensity

FULLY REPORTED

YES

PARTIALLY REPORTED

N/A

OMISSION

NO

EXTERNAL ASSURANCE

YES

ANNUAL REPORT PAGE

123

CROSS-REFERENCES



12

13

15



SUPPORTING NARRATIVE

1/1

Downstream operations are the primary source of GHG Scope 1 emissions of MOL Group. MOL Group measures Downstream GHG intensity using the CONCAWE – Solomon CO2 intensity indicator CWT (Complexity Weighted Tonnes) for refining operations, and the production of High Value Chemicals (HVC) for the petrochemical operations (both are production-based indicators, taking into account the complexity of installations). Information on MOL Group's GHG emissions intensity and supporting narrative can be obtained from the Data Library and the Annual Report through the following links:

ANNUAL REPORT AND DATA LIBRARY

https://molgroup.info/en/investor-relations/download-centre#03_annual_reports

SUPPORTING DATA

YES

NAME OF INDICATOR

Carbon Dioxide (CO2) Intensity - Downstream sites

LINK

DATA LIBRARY

NAME OF XLS SHEET

CLIMATE CHANGE



GRI 102



GRI 103



GRI 200



GRI 300



GRI 400

GENERAL DISCLOSURES

MANAGEMENT APPROACH

ECONOMIC

ENVIRONMENTAL

SOCIAL

301 302 303 304 305 306 307 308

EMISSIONS

305-5 Reductions of GHG emissions

FULLY REPORTED

YES

PARTIALLY REPORTED

N/A

OMISSION

NO

EXTERNAL ASSURANCE

YES

ANNUAL REPORT PAGE

123

CROSS-REFERENCES



12

13

15



SUPPORTING NARRATIVE

1/1

MOL Group is committed to reducing its environmental footprint. Recognizing the importance of increasing energy efficiency MOL Group has taken a number of steps at production facilities over the past few years to improve the efficiency of energy consumption and mitigate or reduce eventual energy losses. MOL Group launches each year a series of energy efficiency reduction measures affecting its own direct emissions. Yearly energy efficiency measures and results are presented are covered in the Annual Report:

https://molgroup.info/en/investor-relations/download-centre#03_annual_reports

Information on the future reduction in GHG emissions as a result of the Group's 2030 strategy can be obtained under MOL Group capital markets communication materials (*Investor Presentation - February, 2019* - slides 78-79) via the link below:

https://molgroup.info/en/investor-relations/download-centre#01_investor_presentations

Information on the future reduction as part of MOL Group SD 2020 strategy can be obtained from the link below:

<https://molgroup.info/hu/sustainability/sustainability-and-mol/strategic-sd-initiatives>

https://molgroup.info/images/molgroup/pdf/sustainability/sustainability_and_mol/strategic_sd_initiatives/SD_Plan_2020-Actions-Targets-Public.pdf

SUPPORTING DATA

N/A

NAME OF INDICATOR

N/A

LINK

N/A

NAME OF XLS SHEET

N/A



GRI 102



GRI 103



GRI 200



GRI 300



GRI 400

GENERAL DISCLOSURES

MANAGEMENT APPROACH

ECONOMIC

ENVIRONMENTAL

SOCIAL

301 302 303 304 305 306 307 308

EMISSIONS

305-6 Emissions of Ozone-depleting substances (ODS)

FULLY REPORTED

YES

PARTIALLY REPORTED

N/A

OMISSION

NO

EXTERNAL ASSURANCE

YES

ANNUAL REPORT PAGE

N/A

CROSS-REFERENCES



3

12

13



SUPPORTING NARRATIVE

1/1

Not applicable to MOL Group. Ozone depleting substances are neither used nor produced by MOL Group. As a result, MOL Group does neither monitor nor does MOL Group report on this indicator.

SUPPORTING DATA

N/A

NAME OF INDICATOR

N/A

LINK

N/A

NAME OF XLS SHEET

N/A



GRI 102



GRI 103



GRI 200



GRI 300



GRI 400

GENERAL DISCLOSURES

MANAGEMENT APPROACH

ECONOMIC

ENVIRONMENTAL

SOCIAL

301 302 303 304 305 306 307 308

EMISSIONS

305-7

Nitrogen oxides (NOx), Sulphur oxides (SOx), and other significant air emissions

FULLY REPORTED

NO

PARTIALLY REPORTED

YES

OMISSION

NO

EXTERNAL ASSURANCE

YES

ANNUAL REPORT PAGE

124

CROSS-REFERENCES



EM-RM-120a.1 / EM-EP-120a.1/ RT-CH-120a.1



3

12

13

14

15



SUPPORTING NARRATIVE

1/1

MOL Group operates a wide range of technologies and equipment, and the oil and gas industry is considered to be a significant source of air pollutants. Air emissions data can be obtained from the Data Library, as supportive explanations concerning decreases and/or increases can be obtained from the Annual Report. Both can be reached via the link below:

https://molgroup.info/en/investor-relations/download-centre#03_annual_reports

<https://molgroup.info/en/sustainability/environment/air-emissions>

MOL Group is constantly monitoring these emissions and has programmes in place to reduce its volatile organic compounds (VOC), SO2, NOx, CO and Particulate Matter (PM) emissions. For SOx, NOx, CO, PM emissions MOL Group uses direct measurement of emissions. For VOC emissions MOL Group uses leak detection and repair programme (LDAR) that has been in place since 2010. Furthermore, MOL Group sells NOx reducing additives reducing nitrogen oxide emissions from vehicles equipped with SCR (selective catalytic reduction) systems.

<https://mol.hu/en/lubricants-autochemicals/cars/adblue/adblue/>

PARTIAL RERPORTING EXPLANATION:

MOL Group monitors and reports on a range of air emissions as described above. However, MOL Groups does not currently report on Persistent Organic Pollutants (POP) nor Hazardous Air Pollutants (HAP) as prescribed by the GRI Standards. Furthermore, for air emissions that are disclosed (VOC, SO2, NOx, CO and PM), MOL Group discloses only Group-level figures and not by country and business unit as prescribed by the GRI Standards. MOL Group continuously reviews the Group's sustainability reporting in comparison with existing and emerging reporting frameworks, whilst listening to capital markets and stakeholder feedback.. Disclosure of POP, HAP and air emissions by country and/or business unit is under consideration.

SUPPORTING DATA

YES

NAME OF INDICATOR

Sulphur Dioxide / Nitrogen Oxide / Volatile Organic Compounds / Carbon Monoxide / Particulate Matter

LINK

DATA LIBRARY

NAME OF XLS SHEET

ENVIRONMENT



GRI 102



GRI 103



GRI 200



GRI 300



GRI 400

GENERAL DISCLOSURES

MANAGEMENT APPROACH

ECONOMIC

ENVIRONMENTAL

SOCIAL

301 302 303 304 305 306 307 308

EFFLUENTS AND WASTE

306-1 Water discharge by quality and destination

FULLY REPORTED

NO

PARTIALLY REPORTED

YES

OMISSION

NO

EXTERNAL ASSURANCE

YES

ANNUAL REPORT PAGE

125

CROSS-REFERENCES



EM-EP-140a.2



3

6

12

14



SUPPORTING NARRATIVE

1/1

The majority of MOL Group operations are situated inside the EU, hence water management practices are driven by the EU environmental acquis. EU water related standards as well as local related regulations are strictly followed. For operations outside the EU region, local legislation apply as well as industry best practices. According to MOL Group HSE Management System, all key water pollutants are monitored, controlled, reported and measures are applied to reduce water pollution and minimize smells and odors from operations. MOL Group discloses the total amount of petroleum hydrocarbons (TPH), Chemical Oxygen Demand (COD) biochemical oxygen demand (BOD) and suspended solid (SS) content from discharged waters. These are considered as substances of concern for the industry. Data can be obtained from the Data Library, as supporting explanations can be obtained from the Annual Report, both via the link below:

https://molgroup.info/en/investor-relations/download-centre#03_annual_reports

Since 2017, MOL Group began to monitor and report via the CDP the quantities of water discharges by treatment level. Additional information concerning waste management at MOL Group can be obtained through the following link:

<https://molgroup.info/hu/sustainability/environment/waste-management>

PARTIAL RERPORTING EXPLANATION:

MOL Group does not disclose water discharge by quality and destination as prescribed by the GRI Standards. MOL Group continuously reviews the Group's sustainability reporting in comparison with existing and emerging reporting frameworks, whilst listening to capital markets and stakeholder feedback.. Disclosure of water discharge by quality and destination is under consideration.

SUPPORTING DATA

YES

NAME OF INDICATOR

Water Discharge - Total

LINK

DATA LIBRARY

NAME OF XLS SHEET

ENVIRONMENT



GRI 102



GRI 103



GRI 200



GRI 300



GRI 400

GENERAL DISCLOSURES

MANAGEMENT APPROACH

ECONOMIC

ENVIRONMENTAL

SOCIAL

301

302

303

304

305

306

307

308

EFFLUENTS AND WASTE

306-2

Waste by type and disposal method

FULLY REPORTED

NO

PARTIALLY REPORTED

YES

OMISSION

NO

EXTERNAL ASSURANCE

YES

ANNUAL REPORT PAGE

125

CROSS-REFERENCES



EM-RM-150a.1/ RT-CH-150a.1



3

6

12



SUPPORTING NARRATIVE

1/1

MOL Group continuously seeks to decrease its environmental footprint by reducing the amount of waste generated and developing treatment, recycling and recovery solutions. Due to the complexity of operations, MOL Group waste streams and types are also very diverse. The company's operations produce a wide range of solid and liquid wastes (including oily sludge, waste chemicals and spent catalysts, etc.). MOL Group maintains hazardous and non-hazardous waste inventories and each site has to have a waste management plan, in accordance with HSE Management System provisions (link below).

https://molgroup.info/images/molgroup/pdf/sustainability/sustainability_and_mol/HSE_management_system/HSE%20Management_System.pdf

As the majority of MOL Group operations are located in Europe, the EU legal requirements are followed, complemented with specific local requirements imposed by authorities. Information regarding MOL Group's waste and disposal can be obtained from the Data Library, with supporting explanations being provided in the Annual Report. These can be obtained through the following link:

https://molgroup.info/en/investor-relations/download-centre#03_annual_reports

Additional information concerning waste management at MOL Group can be obtained through the following link:

<https://molgroup.info/hu/sustainability/environment/waste-management>

PARTIAL RERPORTING EXPLANATION:

MOL Group does disclose total weight in tonnes of hazardous and non-hazardous waste, but does not provide a breakdown into the eight sub-indicators as prescribed by the GRI Standards. Nor does MOL Group disclose how each waste disposal method has been determined. Disclosure of the breakdown and how waste disposal has been determined are under consideration.

SUPPORTING DATA

YES

NAME OF INDICATOR

Total Waste Generated / Total Waste Disposed and Recovered / Ratio of Reused/Recycled Waste

LINK

DATA LIBRARY

NAME OF XLS SHEET

ENVIRONMENT



GRI 102



GRI 103



GRI 200



GRI 300



GRI 400

GENERAL DISCLOSURES

MANAGEMENT APPROACH

ECONOMIC

ENVIRONMENTAL

SOCIAL

301 302 303 304 305 306 307 308

EFFLUENTS AND WASTE

306-3

Significant spills

FULLY REPORTED

YES

PARTIALLY REPORTED

N/A

OMISSION

NO

EXTERNAL ASSURANCE

YES

ANNUAL REPORT PAGE

125

CROSS-REFERENCES



EM-EP-160a.2



6

12

14

15



SUPPORTING NARRATIVE

1/1

MOL Group is aware of the impact that spills can have on the environment and communities, so taking spill prevention measures into account is a priority when designing and operating Group facilities. Regular maintenance and inspection campaigns are conducted and emergency response plans are in place and are constantly updated for each site. When a spill is detected, all the necessary measures are immediately taken to restore the pre-spill status of the affected area. In 2016, MOL Group established the strategic objective of reducing the number of spills of over 1 barrel by 30% by 2020. MOL Group began operating off-shore installations in 2018 (in the Croatian Adriatic Sea and Norwegian North Sea). In these cases MOL Group ensures that measures are in place to protect marine ecosystems and prevent spills. Data and supportive narrative regarding MOL Group's spills can be obtained from the Data Library and the Annual Report:

https://molgroup.info/en/investor-relations/download-centre#03_annual_reports

<https://molgroup.info/en/sustainability/environment/preventing-spills>

SUPPORTING DATA

YES

NAME OF INDICATOR

Number of Spills / Volume of Spills

LINK

DATA LIBRARY

NAME OF XLS SHEET

ENVIRONMENT



GRI 102



GRI 103



GRI 200



GRI 300



GRI 400

GENERAL DISCLOSURES

MANAGEMENT APPROACH

ECONOMIC

ENVIRONMENTAL

SOCIAL

301 302 303 304 305 306 307 308

EFFLUENTS AND WASTE

306-4 Transport of hazardous waste

FULLY REPORTED

NO

PARTIALLY REPORTED

YES

OMISSION

NO

EXTERNAL ASSURANCE

YES

ANNUAL REPORT PAGE

N/A

CROSS-REFERENCES



3

12



SUPPORTING NARRATIVE

1/1

From 2015 MOL Group started to centrally collect and report the quantities of hazardous wastes that are exported/imported at operations. Due to the fact that there are no proper treatment facilities for some waste streams at local level, limited amounts of very specific wastes (e.g. refinery catalysts/tank sludge) are exported for treatment to Germany and/or Austria. The total amount of hazardous waste exported for treatment can be obtained in the MOL Group Data Library via the link below. A total of 4,503 tons of hazardous waste was exported in 2018, or 3.2% of total hazardous waste. No hazardous waste was imported in 2018.

https://molgroup.info/en/investor-relations/download-centre#03_annual_reports

Additional information concerning waste management at MOL Group can be obtained through the following link:

<https://molgroup.info/hu/sustainability/environment/waste-management>

PARTIAL REPORTING EXPLANATION:

MOL Group does not disclose hazardous waste transported in the reporting period by destination, including transport across operational boundaries and within operations as prescribed by the GRI Standards. Disclosure is under consideration.

SUPPORTING DATA

YES

NAME OF INDICATOR

Amount of hazardous waste exported - Total

LINK

DATA LIBRARY

NAME OF XLS SHEET

ENVIRONMENT



GRI 102



GRI 103



GRI 200



GRI 300



GRI 400

GENERAL DISCLOSURES

MANAGEMENT APPROACH

ECONOMIC

ENVIRONMENTAL

SOCIAL

301 302 303 304 305 306 307 308

EFFLUENTS AND WASTE

306-5 Water bodies affected by water discharges and/or runoff

FULLY REPORTED

NO

PARTIALLY REPORTED

NO

OMISSION

YES

EXTERNAL ASSURANCE

N/A

ANNUAL REPORT PAGE

N/A

CROSS-REFERENCES



6

14

15



SUPPORTING NARRATIVE

1/1

EXPLANATION FOR OMISSION:

MOL Group continuously reviews the Group's water reporting in comparison with existing and emerging reporting frameworks, whilst listening to capital market and stakeholder feedback. As a result, MOL Group discloses almost 50 separate water related data points covering several different water related indicators, including water withdrawal, discharge, consumption, intensity, contaminants, produced and re-injected water, as well as water sent to evaporation ponds. However, MOL Group does not currently disclose water bodies affected by water discharges and/or runoff because MOL Group does not monitor this. Disclosure of water bodies affected by water discharges and/or runoff is under consideration.

SUPPORTING DATA

N/A

NAME OF INDICATOR

N/A

LINK

N/A

NAME OF XLS SHEET

N/A



GRI 102



GRI 103



GRI 200



GRI 300



GRI 400

GENERAL DISCLOSURES

MANAGEMENT APPROACH

ECONOMIC

ENVIRONMENTAL

SOCIAL

301 302 303 304 305 306 307 308

EFFLUENTS AND WASTE

OG-5

Volume of formation of produced water

FULLY REPORTED

NO

PARTIALLY REPORTED

YES

OMISSION

NO

EXTERNAL ASSURANCE

YES

ANNUAL REPORT PAGE

N/A

CROSS-REFERENCES



SUPPORTING NARRATIVE

1/1

Significant quantities of produced water are managed by MOL Group's exploration and production facilities. In order to minimize impact, MOL Group aims to re-inject, whenever feasible, the produced water. At all of the Group's EU operations, produced water is re-injected, and as of 2017, the water reinjection system has become fully operational in Pakistan. As result, water quantities sent to evaporation ponds in Pakistan have been reduced by 99%. Compared to 2016, the amount of re-injected water is higher than 100% because it covers the total amount re-injected. Water re-injection takes place at Exploration and Production sites to maintain underground pressure, and additional water is also injected to increase pressure of produced water at MOL Group EU operations. Strategies and criteria for the disposal and treatment, and standards used for quality of produced water discharged, including hydrocarbon and salinity, are applied using industry best practice: the IOGP Guidelines for Produced Water Injection

<https://www.iogp.org/bookstore/product/guidelines-for-produced-water-injection/>

Information regarding MOL Group's volume of produced water can be obtained in the Data Library through the following link:

https://molgroup.info/en/investor-relations/download-centre#03_annual_reports

PARTIAL RERPORTING EXPLANATION:

MOL Group measures but does not disclose total volume of hydrocarbon discharged within produced water. Disclosue of this indicator is under consideration

SUPPORTING DATA

YES

NAME OF INDICATOR

Quantity of Produced Water - Upstream

LINK

DATA LIBRARY

NAME OF XLS SHEET

ENVIRONMENT



GRI 102



GRI 103



GRI 200



GRI 300



GRI 400

GENERAL DISCLOSURES

MANAGEMENT APPROACH

ECONOMIC

ENVIRONMENTAL

SOCIAL

301

302

303

304

305

306

307

308

EFFLUENTS AND WASTE

OG-6

Volume of flared and vented hydrocarbon

FULLY REPORTED

YES

PARTIALLY REPORTED

N/A

OMISSION

NO

EXTERNAL ASSURANCE

YES

ANNUAL REPORT PAGE

N/A

CROSS-REFERENCES



EM-EP-110a.2



3

7

8

12

13



SUPPORTING NARRATIVE

1/1

Flaring refers to the controlled burning of hydrocarbons for technical or safety reasons. The gas flared in Exploration and Production is typically 'associated petroleum gas' (APG), while in Downstream gases generated during the refining process are usually flared for safety reasons. Oil and gas leakages are considered to be losses of valuable material that represent operational inefficiency.

Venting of gas refers to release without burning. In MOL Group E&P operations, venting occurs when the main component of the associated gas is carbon-dioxide (CO2). In the Group's Croatian operations on one field there is a significant amount of CO2 associated gas. The majority of this gas is reinjected underground within an Enhanced Oil Recovery project. However, the vented CO2 reached 236 thousand tonnes in 2018. Venting of hydrocarbon does not happen normally in MOL Group operations except for technical reasons e.g. the flare does not work. In 2018, in Hungarian E&P operations, 1,696 tonnes of hydrocarbon had to be released for such reasons.

Flaring is important from both an environmental point of view and the perspective of operational efficiency. In recognition of the importance of this topic, MOL Group in 2015 decided to join the Zero Routine Flaring Initiative of the World Bank.

Past and present flaring and venting data can be obtained from the Data Library via the link below:

https://molgroup.info/en/investor-relations/download-centre#03_annual_reports

SUPPORTING DATA

YES

NAME OF INDICATOR

Total Flared Hydrocarbon - Upstream / Total Flared Hydrocarbon - Downstream

LINK

DATA LIBRARY

NAME OF XLS SHEET

CLIMATE CHANGE



GRI 102



GRI 103



GRI 200



GRI 300



GRI 400

GENERAL DISCLOSURES

MANAGEMENT APPROACH

ECONOMIC

ENVIRONMENTAL

SOCIAL

301 302 303 304 305 306 307 308

EFFLUENTS AND WASTE

OG-7

Amounts of drilling waste (drill mud cuttings) and strategies for treatment and disposal

FULLY REPORTED

NO

PARTIALLY REPORTED

YES

OMISSION

N/A

EXTERNAL ASSURANCE

YES

ANNUAL REPORT PAGE

N/A

CROSS-REFERENCES



6

12

15



SUPPORTING NARRATIVE

1/1

The Group's environmental standards define its policy related to managing drilling mud and include regulations about mud selection, waste minimisation, recycling and responsible disposal. Hazardous and non-hazardous drilling waste for both EU and non-EU operations are disclosed in the Data Library via the link below. Treatment and disposal is conducted in line with local and regional legal requirements.

https://molgroup.info/en/investor-relations/download-centre#03_annual_reports

PARTIAL RERPORTING EXPLANATION:

MOL Group does not disclose amount of drill mud and cuttings produced using aqueous and non-aqueous drilling fluid by disposal method.

SUPPORTING DATA

YES

NAME OF INDICATOR

Hazardous waste, non-hazardous waste from drilling activities, well completion and workover activities

LINK

DATA LIBRARY

NAME OF XLS SHEET

ENVIRONMENT



GRI 102



GRI 103



GRI 200



GRI 300



GRI 400

GENERAL DISCLOSURES

MANAGEMENT APPROACH

ECONOMIC

ENVIRONMENTAL

SOCIAL

301 302 303 304 305 306 307 308

ENVIRONMENTAL COMPLIANCE

307-1 Non-compliance with environmental laws and regulations

FULLY REPORTED

YES

PARTIALLY REPORTED

N/A

OMISSION

NO

EXTERNAL ASSURANCE

YES

ANNUAL REPORT PAGE

126

CROSS-REFERENCES



EM-RM-140a.2



16



SUPPORTING NARRATIVE

1/1

MOL Group discloses each year HSE penalties that occur as a result of the Group's operations. Data can be found in the Data Library and supporting narrative can be found in past and present Annual Report using the following link:

https://molgroup.info/en/investor-relations/download-centre#03_annual_reports

SUPPORTING DATA

YES

NAME OF INDICATOR

HSE-related Penalties

LINK

DATA LIBRARY

NAME OF XLS SHEET

ENVIRONMENT



GRI 102



GRI 103



GRI 200



GRI 300



GRI 400

GENERAL DISCLOSURES

MANAGEMENT APPROACH

ECONOMIC

ENVIRONMENTAL

SOCIAL

301

302

303

304

305

306

307

308

SUPPLIER ENVIRONMENT ASSESSMENT

308-1

New suppliers that were screened using environmental criteria

FULLY REPORTED

YES

PARTIALLY REPORTED

N/A

OMISSION

NO

EXTERNAL ASSURANCE

YES

ANNUAL REPORT PAGE

N/A

CROSS-REFERENCES



SUPPORTING NARRATIVE

1/1

SHOULD BE READ AND UNDERSTOOD IN CONJUNCTION WITH GRI 102-9 (SUPPLY CHAIN) AND GRI 204-1 (LOCAL SUPPLIERS)

MOL Group introduced a new group-level, integrated web based solution that deals with all supplier-related information, from the pre-screening through pre-qualification to the contracting stage. The system is called eSourcing (link below). This system includes automated assessment of risks associated with suppliers based on legal, ethical, financial, health and safety, as well as environmentally related data and documentation. It also facilitates the supplier pre-qualification process. . In 2018 contractor post evaluation system has been implemented to support contractor performance evaluation.

<https://mol.esourcing.molgroup.info/fw/homepages/registration/>

<https://molgroup.info/hu/online-bidding-registration>

SUPPLIER REGISTRATION – LIST OF QUESTIONS (11 LANGUAGES)

<https://mol.hu/en/about-mol/supplier-center/supplier-database-and-e-bidding-system/>

SUPPLIER REGISTRATION – LIST OF QUESTIONS (ENGLISH)

https://molgroup.info/images/molgroup/pdf/other/online_bidding_registration/Supplier_registration-List_of_questions_English.pdf

It is obligatory for all new suppliers to be screened using a number of environmental criteria. As a result, all new suppliers were screened using HSE criteria during 2018. Furthermore, all new suppliers must sign and act according to both the Code of Ethics and Business Conduct as well as Business Partner Code Of Ethics. Supporting narrative under the Ethics chapter of the Annual Report regarding ethics coverage in supplier contracts: MOL Group provides supporting narrative under the Contractor Safety chapter of the annual report, as well as Code of Ethics coverage in supplier contracts under the Ethics.

SUPPORTING DATA

N/A

NAME OF INDICATOR

N/A

LINK

N/A

NAME OF XLS SHEET

N/A



GRI 102



GRI 103



GRI 200



GRI 300



GRI 400

GENERAL DISCLOSURES

MANAGEMENT APPROACH

ECONOMIC

ENVIRONMENTAL

SOCIAL

301

302

303

304

305

306

307

308

SUPPLIER ENVIRONMENT ASSESSMENT

308-2

Negative environmental impacts in the supply chain and actions taken

FULLY REPORTED

NO

PARTIALLY REPORTED

YES

OMISSION

NO

EXTERNAL ASSURANCE

YES

ANNUAL REPORT PAGE

N/A

CROSS-REFERENCES



EM-RM-140a.2



SUPPORTING NARRATIVE

1/1

SHOULD BE READ AND UNDERSTOOD IN CONJUNCTION WITH GRI 102-9 (SUPPLY CHAIN) AND GRI 204-1 (LOCAL SUPPLIERS)

MOL Groups asks its suppliers to get acquainted with MOL Group's ethical standards, follow these requirements all times, and extend them to their own supply chain. We expect partners to immediately inform MOL Group on a breach of the Code of Ethics and Business Conduct and the implementation of corrective actions regarding any activity performed in connection with MOL Group operations. In the course of operation of our partners (i.e. by own employee conduct or by their suppliers or sub-contractors, intermediaries, proxies or agents), MOL Group reserves the right to apply corrective measures up to and including termination of business co-operation in accordance with the applicable law. Such breaches can be determined in accordance with the principles stated in the MOL Group Ethics Council Rules of Procedure (Appendix of the MOL Group Code of Ethics and Business Conduct - link below) by MOL Group Ethics Council. If non-compliance or breach emerge, MOL Group partners shall co-operate in clarification. As part of this co-operation MOL Group companies participating in the clarification may ask for verification and if there is a reason for concern, for corrective measures by the following means: a) Self-Assessment: e.g. fill in a questionnaire, conduct internal investigation or solicit information from a third party, e.g. a data provider or public information on compliance; b) certifications/statements: e.g. certification or statement confirming compliance) Pre-Qualification Audits: MOL Group or a third party acting on MOL Group's behalf may contact business partners and ask for permission to verify compliance on their site. MOL Group also regularly performs On-Site audits to verify compliance to MOL standards during suppliers activities on our area of operation. Additional information on MOL Group's supply chain can be obtained via the below link:

<https://molgroup.info/hu/sustainability/ethics-and-governance/procurement>

https://molgroup.info/images/molgroup/pdf/about_mol_group/ethical_behaviour/MOL_Group_Code_of_Ethics.pdf

https://mol.hu/images/pdf/A_MOL_rol/Beszallitoi_kozpont/uzleti_partneri_etika/business_partner_code_of_ethics_2017.pdf

PARTIAL RERPORTING EXPLANATION: MOL Group conducts HSE (incl. environmental) evaluation for all contractors. However, MOL Group does not monitor, therefore does not register negative environmental impact in the supply chain

SUPPORTING DATA

N/A

NAME OF INDICATOR

N/A

LINK

N/A

NAME OF XLS SHEET

N/A



GRI 102



GRI 103



GRI 200



GRI 300



GRI 400

GENERAL DISCLOSURES

MANAGEMENT APPROACH

ECONOMIC

ENVIRONMENTAL

SOCIAL

301

302

303

304

305

306

307

308

PRODUCTS AND SERVICES

OG-8

Benzene, Lead and Sulfur content in fuels

FULLY REPORTED

YES

PARTIALLY REPORTED

N/A

OMISSION

NO

EXTERNAL ASSURANCE

YES

ANNUAL REPORT PAGE

N/A

CROSS-REFERENCES



3

12



SUPPORTING NARRATIVE

1/1

MOL Group fulfills actual EU requirements and national standards, therefore the benzene, Lead and Sulfur content in different fuels suitable to EU standards. MOL Group's refineries built new hydrotreater units in all locations for sulfur content reduction. Furthermore MOL Group refineries use different high octane blending component (ethanol, ETBE, MTBE, alkylate), which ensure the production of lead-free gasolines. The benzene is separated from the gasoline fraction and this modification reduced benzene content of the gasoline. The quality of the fuels of MOL Group is in line with EU and national regulations. MOL Group has product data sheets, which are available for the customers through the webpage (link below) or directly from the sales organizations.

MOL:

Gasoline: https://mol.hu/images/pdf/Vallalatiugyfeleknek/Uzemananyagok/mol_motorbenzinek_termeklap.pdf

Diesel: https://mol.hu/images/pdf/Vallalatiugyfeleknek/Uzemananyagok/mol_dizel_termeklap.pdf

INA:

Safety data sheets (SDS) of fuels provides Benzene content (range). Lead and Sulfur content in fuels are not part of Section 3 (Composition) and Section 9 (physical and chemical properties) of SDS (link below) and are not published. Those data (including exact Benzene content) are part of the product specification and are communicated to the costumer. INA does not use Lead based additives in produced fuels.

<https://www.ina.hr/customers/products-and-services/safe-management-of-product/safety-data-sheets-10027/10027>

SLOVNAFT:

<https://slovnaft.sk/sk/o-nas/trvalo-udrzatelny-rozvoj/zdravie-a-bezpecnost/reach/karty-bezpecnostnych-udajov-kbu/safety-data-sheets-sds/en/>

SUPPORTING DATA

N/A

NAME OF INDICATOR

N/A

LINK

N/A

NAME OF XLS SHEET

N/A



GRI 102



GRI 103



GRI 200



GRI 300



GRI 400

GENERAL DISCLOSURES

MANAGEMENT APPROACH

ECONOMIC

ENVIRONMENTAL

SOCIAL

401

402

403

404

405

406

407

408

409

410

411

412

413

414

415

416

417

418

419

EMPLOYEES

401-1

New employee hires and employee turnover

FULLY REPORTED

NO

PARTIALLY REPORTED

YES

OMISSION

NO

EXTERNAL ASSURANCE

YES

ANNUAL REPORT PAGE

N/A

CROSS-REFERENCES



5

8



SUPPORTING NARRATIVE

1/1

MOL Group discloses a range of data concerning new employee hires and employee turnover. This includes a) total number of new employee hires during each reporting period, by age group, gender and region. b) total number of leavers during the reporting period, by age group, gender and region. And c) total number and rate of employee turnover during the reporting period, by age group and gender. This information can be obtained from the Data Library via the link below:

https://molgroup.info/en/investor-relations/download-centre#03_annual_reports

PARTIAL RERPORTING EXPLANATION:

MOL Group does monitor and register turnover rate by region but does not disclose it. However, hires and leavers are disclosed by region.

SUPPORTING DATA

YES

NAME OF INDICATOR

New hires total (incl. by region, gender and age) / Turnover Rate (incl. by gender and age)

LINK

DATA LIBRARY

NAME OF XLS SHEET

HUMAN CAPITAL



GRI 102



GRI 103



GRI 200



GRI 300



GRI 400

GENERAL DISCLOSURES

MANAGEMENT APPROACH

ECONOMIC

ENVIRONMENTAL

SOCIAL

401

402

403

404

405

406

407

408

409

410

411

412

413

414

415

416

417

418

419

EMPLOYEES

401-2

Benefits provided to full-time employees that are not provided to temporary or part-time employees

FULLY REPORTED

YES

PARTIALLY REPORTED

N/A

OMISSION

NO

EXTERNAL ASSURANCE

YES

ANNUAL REPORT PAGE

N/A

CROSS-REFERENCES



3

8



SUPPORTING NARRATIVE

1/1

MOL Group believes that investment in employee wellbeing contributes to employee engagement and helps maximize an innovative approach to reach full potential. Larger MOL Group companies and subsidiaries offer a wide range of initiatives supporting employees in respect of their health, financial planning, workplace environment and community and employer care in every life stage. MOL Group cares for the wellbeing of its constantly changing and diverse, multigenerational workforce whose needs are met through a wide range of programs, benefits, initiatives and wellbeing programs, making up an essential part of employees' Total Remuneration. Insurance is a crucial benefit form in the Oil & Gas industry, and MOL Group puts strong focus on the health and safety of its workforce with various work conditions. Personal insurance is provided to all employees across the Group in various forms. MOL Group ensures that employees are covered by social benefits and pension. Employees may choose a voluntary pension fund and can use a part or the whole of their fringe benefits for this purpose. MOL Group provides attractive benefit schemes across its locations to ensure competitiveness on local markets together with all elements of the pay mix. Flexible benefits schemes are available at Flagship companies that enable employees to tailor make their benefits. When basic benefit elements are defined, local legislation, tax environment and competitiveness on local markets are screened to provide Group-level consistency. Flexible working options are available in several companies across the Group in order to leverage creativity and productivity of employees, encourage diversity, and a sustainable work-life balance. The two main forms are FlexiPlace which enables working from home and FlexiTime which enables flexible start and end working time. At MOL Group, employment is the basis of benefits provided and does not depend on whether an employee is full-time or part-time. However, certain benefits provided to part-time employees are offered on a pro-rata basis.

<https://molgroup.info/en/sustainability/human-capital>

SUPPORTING DATA

N/A

NAME OF INDICATOR

N/A

LINK

N/A

NAME OF XLS SHEET

N/A



GRI 102



GRI 103



GRI 200



GRI 300



GRI 400

GENERAL DISCLOSURES

MANAGEMENT APPROACH

ECONOMIC

ENVIRONMENTAL

SOCIAL

401

402

403

404

405

406

407

408

409

410

411

412

413

414

415

416

417

418

419

EMPLOYEES

401-3

Parental Leave

FULLY REPORTED

NO

PARTIALLY REPORTED

YES

OMISSION

NO

EXTERNAL ASSURANCE

YES

ANNUAL REPORT PAGE

N/A

CROSS-REFERENCES



5

8



SUPPORTING NARRATIVE

1/1

MOL Plc. Equal Opportunity Plan is in effect from September 2017 until 2019 with focus areas of wellbeing, and work-life balance, gender equality and age diversity, parental status, physical abilities and ethnicity. Furthermore, MOL Group is committed to prohibiting and preventing discrimination of any kind, including matrimonial or parental status. This is enshrined into the MOL Group Code of Ethics and Business Conduct, under section IV.2.2. Equal Treatment And Opportunities. All employees of MOL Group are entitled to parental leave regardless of gender. The length of the parental leave will vary depending on the current rules of each jurisdiction in which MOL operates. MOL Group complies with all national legislation in all jurisdictions in which it operates.

PARTIAL RERPORTING EXPLANATION:

MOL Group does monitor and register the following information:

- a. Total number of employees that took parental leave, by gender.
- b. Total number of employees that returned to work in the reporting period after parental leave ended, by gender.
- c. Total number of employees that returned to work after parental leave ended that were still employed 12 months after their return to work, by gender
- d. Return to work and retention rates of employees that took parental leave, by gender.

However, MOL Group does not disclose these figures as prescribed by the GRI Standards. MOL Group continuously reviews the Group's sustainability reporting in comparison with existing and emerging reporting frameworks, whilst listening to capital markets and stakeholder feedback.. Disclosure of these indicators is under consideration.

SUPPORTING DATA

N/A

NAME OF INDICATOR

N/A

LINK

N/A

NAME OF XLS SHEET

N/A



GRI 102



GRI 103



GRI 200



GRI 300



GRI 400

GENERAL DISCLOSURES

MANAGEMENT APPROACH

ECONOMIC

ENVIRONMENTAL

SOCIAL

401

402

403

404

405

406

407

408

409

410

411

412

413

414

415

416

417

418

419

LABOR/MANAGEMENT RELATIONS

402-1

Minimum notice period regarding operational changes

FULLY REPORTED

YES

PARTIALLY REPORTED

N/A

OMISSION

NO

EXTERNAL ASSURANCE

YES

ANNUAL REPORT PAGE

N/A

CROSS-REFERENCES



8



SUPPORTING NARRATIVE

1/1

Number of weeks notice provided will depend on the different jurisdiction. Where Collective Agreements are in place, the extent of consultation and the time periods are specified in the agreement. MOL Group complies with all local regulations covering notice periods for any changes and keeps in mind the employee representatives involvement already during the discussions on any business driven change impacting employees. Refer to GRI 404-2 for operational changes.

SUPPORTING DATA

N/A

NAME OF INDICATOR

N/A

LINK

N/A

NAME OF XLS SHEET

N/A



GRI 102



GRI 103



GRI 200



GRI 300



GRI 400

GENERAL DISCLOSURES

MANAGEMENT APPROACH

ECONOMIC

ENVIRONMENTAL

SOCIAL

401 402 403 404 405 406 407 408 409 410 411 412 413 414 415 416 417 418 419

OCCUPATIONAL HEALTH AND SAFETY

403-1 Occupational health and safety management system

FULLY REPORTED

YES

PARTIALLY REPORTED

N/A

OMISSION

NO

EXTERNAL ASSURANCE

YES

ANNUAL REPORT PAGE

N/A

CROSS-REFERENCES



EM-EP-320a.2



3

8



SUPPORTING NARRATIVE

1/1

MOL Group has implemented an occupational health and safety management system.

<https://molgroup.info/hu/sustainability/sustainability-and-mol/hse-management-system>

https://molgroup.info/images/molgroup/pdf/sustainability/sustainability_and_mol/HSE_management_system/HSE%20_Management_System.pdf

The HSE management system has been implemented at MOL Group based on the recognition of the value of a risk based management system, including standards and guidelines which totally covers all aspects of HSE. However, given the integrated nature of the business, MOL Group, is active in several industries though different businesses in different jurisdictions. As a result, in some cases, legislation requires to have some specific ISO/OHSAS related accredited certifications. The list of countries and/or businesses which have standard based certifications, required by either law or customers (internal/external) can be obtained from the link below:

<https://molgroup.info/hu/sustainability/ethics-and-governance/standard-based-management-systems-sbms>

The HSE management system covers all workers, activities, and workplaces. No workers, activities, or workplaces are left uncovered.

HSE POLICY AND STRATEGY

<https://molgroup.info/hu/sustainability/sustainability-and-mol/hse-policy-and-strategy>

SUPPORTING DATA

N/A

NAME OF INDICATOR

N/A

LINK

N/A

NAME OF XLS SHEET

N/A



GRI 102



GRI 103



GRI 200



GRI 300



GRI 400

GENERAL DISCLOSURES

MANAGEMENT APPROACH

ECONOMIC

ENVIRONMENTAL

SOCIAL

401 402 403 404 405 406 407 408 409 410 411 412 413 414 415 416 417 418 419

OCCUPATIONAL HEALTH AND SAFETY

403-2 Hazard Identification, risk assessment, and incident investigation

FULLY REPORTED

YES

PARTIALLY REPORTED

N/A

OMISSION

NO

EXTERNAL ASSURANCE

YES

ANNUAL REPORT PAGE

N/A

CROSS-REFERENCES



EM-EP-320a.2



SUPPORTING NARRATIVE

1/1

Based on the hazards and risks that are identified, assessed and periodically reviewed, the appropriate risk assessment methodology must be applied by competent personnel. Risks and mitigation action must be communicated to all affected parties. The risks of changes must be assessed and managed. All MOL Group-level and local-level Business Units/Functional Units and legal entities must comply with local risk assessment legislation relevant to their activities (e.g. local SEVESO regulation, workplace risk assessment, etc.). All kinds of hazards and risks arising from the operation of any MOL Group Company must be identified, assessed, registered, controlled and regularly reviewed to prevent or reduce the likelihood and consequence of incidents to as low level as reasonably practicable (ALARP). The following hierarchy of control must be followed as far as is reasonably practicable when defining risk mitigation measures: a) elimination; b) substitution, c) engineering control, d) administrative control, and e) personal protective equipment.

Incident Investigation: Maximum 2 working days after an incident occurred or in other, duly justified cases the initial consequence classification must be reviewed and modified via Enablon so that electronic notifications can be sent out, if necessary. An Investigation Team must be nominated within 2 working days following the occurrence of an incident by the responsible person. Depth of investigation, selection of investigation method or involvement of specialists/experts (e.g. authorized fire safety experts) must be determined based on severity or nature of the incident. Incident investigations need to be able to satisfy relevant statutory legal requirements and to be usable in relation to potential insurance claims or litigation. Investigation Reports must be finalized as soon as possible, but within a maximum of 60 calendar days (including validation(s) in Enablon) from the time of incident occurred.

In the case of HSE events, including near-miss cases especially with high potential (HiPo) consequences it is crucial to identify why and where things have gone wrong and how they should be corrected to prevent future recurrence, losses and interruptions to operations by improving the management system and organizational culture that allowed the incidents to occur in the first lace. MOL Group's Incident Reporting and Investigation System (IRIS) integrates immediate electronic reporting of incidents through emailing and the tool we employ for thorough incident investigation. For investigating serious incidents we apply the industry standard 'Tripod Beta' methodology as one of acceptable root cause analysis systems. Lessons learnt are shared throughout the company in comprehensive summaries and photos as part of the HSE Alert system to increase the level of awareness of all employees. We are committed to share all information in a personalized way as much as possible. <https://molgroup.info/en/sustainability/health-and-safety/work-safety>

<https://molgroup.info/hu/sustainability/sustainability-and-mol/hse-management-system>

SUPPORTING DATA

N/A

NAME OF INDICATOR

N/A

LINK

N/A

NAME OF XLS SHEET

N/A



GRI 102



GRI 103



GRI 200



GRI 300



GRI 400

GENERAL DISCLOSURES

MANAGEMENT APPROACH

ECONOMIC

ENVIRONMENTAL

SOCIAL

401 402 403 404 405 406 407 408 409 410 411 412 413 414 415 416 417 418 419

OCCUPATIONAL HEALTH AND SAFETY

403-3 Occupational health services

FULLY REPORTED

YES

PARTIALLY REPORTED

N/A

OMISSION

NO

EXTERNAL ASSURANCE

YES

ANNUAL REPORT PAGE

N/A

CROSS-REFERENCES



EM-EP-320a.2



3

8



SUPPORTING NARRATIVE

1/1

The protection of employees from occupational health hazards is assured by compliance with national laws and internal MOL Group regulations and practices, combined with high quality operating staff. MOL applies best practices in its local operations which are continuously improved. Regularly required occupational health and medical services:

- the service provider carries out the job suitability tests specified in the separate legislation and initiates the necessary specialist examinations,
- investigate, in accordance with the specific legislation, occupational diseases, cases of increased exposure,
- examine the health effects of work,
- provide personal protective equipment advice,
- provide information on the working conditions of employees,
- carry out periodic medical examinations for each occupational group,
- guides the occupational health records of employees properly;
- conducts an examination of the conditions of employment of workers with disabilities,
- investigate occupational diseases and suspicions, organize special investigations, and conduct statutory procedures,
- complies with all reporting obligations for occupational health.

<https://molgroup.info/hu/sustainability/health-and-safety>

<https://molgroup.info/hu/sustainability/health-and-safety/health-protection-and-promotion>

SUPPORTING DATA

N/A

NAME OF INDICATOR

N/A

LINK

N/A

NAME OF XLS SHEET

N/A



GRI 102



GRI 103



GRI 200



GRI 300



GRI 400

GENERAL DISCLOSURES

MANAGEMENT APPROACH

ECONOMIC

ENVIRONMENTAL

SOCIAL

401

402

403

404

405

406

407

408

409

410

411

412

413

414

415

416

417

418

419

OCCUPATIONAL HEALTH AND SAFETY

403-4

Worker participation, consultation, and communication on occupational health and safety

FULLY REPORTED

YES

PARTIALLY REPORTED

N/A

OMISSION

NO

EXTERNAL ASSURANCE

YES

ANNUAL REPORT PAGE

N/A

CROSS-REFERENCES



EM-EP-320a.2



3

8



SUPPORTING NARRATIVE

1/1

MOL Group's internal communication with the workers is assured by compliance with national laws and internal MOL Group regulations and practices. "Work safety councils" are a present across MOL Group operations, and provide a constant communication channel within MOL Group between management and – independently elected – MOL employees. "Work safety councils" are a legal requirement in Hungary. The task of the works safety council is to participate in the decisions of the employer, and the basis of its operation is the cooperation of employers and employees. The law allows employees to exercise their right to participate in a number of ways, depending on the number of employees and the structure of the employer organization. European Works Councils (EWC) are information and consultation bodies representing employees in European multinational companies. MOL Group has a delegation.

SUPPORTING DATA

N/A

NAME OF INDICATOR

N/A

LINK

N/A

NAME OF XLS SHEET

N/A



GRI 102



GRI 103



GRI 200



GRI 300



GRI 400

GENERAL DISCLOSURES

MANAGEMENT APPROACH

ECONOMIC

ENVIRONMENTAL

SOCIAL

401

402

403

404

405

406

407

408

409

410

411

412

413

414

415

416

417

418

419

OCCUPATIONAL HEALTH AND SAFETY

403-5

Worker training on occupational health and safety

FULLY REPORTED

YES

PARTIALLY REPORTED

N/A

OMISSION

NO

EXTERNAL ASSURANCE

YES

ANNUAL REPORT PAGE

126

CROSS-REFERENCES



EM-EP-320a.2



3

8



SUPPORTING NARRATIVE

1/1

MOL Group provides regular occupational health and safety trainings for employees and for workers who are not employees but whose work and/or workplace is controlled by the organization (contractors). This includes generic training as well as training on specific work-related hazards, hazardous activities, or hazardous situations. Supportive narrative is provided in the Annual Report on examples of training provided:

https://molgroup.info/en/investor-relations/download-centre#03_annual_reports

Recruitment, selection and placement processes must be in place to ensure that personnel are qualified, competent and physically and mentally able to meet job requirements. Legally required HSE qualifications must be met for specific jobs. Employee and contractor/supplier HSE and process safety competencies and training needs must be identified, documented and periodically reviewed. Training plans and calendars must be synchronized with HR for the best resource management. Written procedures must exist to govern HSE Competency Assessments and Training procedures at company level. It must contain the following:

- a. Content; length of the induction HSE Training and the way of examination;
- b. Requirements regarding the training of visitors, students and part time employees;
- c. Practical training requirements if applicable
- d. Refreshing training requirements including frequency (yearly frequency is recommended) and topics: induction and practical training topics, new HSE requirements becoming effective since the last training, and lessons learned from incidents.

<https://molgroup.info/hu/sustainability/health-and-safety/work-safety>

SUPPORTING DATA

N/A

NAME OF INDICATOR

N/A

LINK

N/A

NAME OF XLS SHEET

N/A



GRI 102



GRI 103



GRI 200



GRI 300



GRI 400

GENERAL DISCLOSURES

MANAGEMENT APPROACH

ECONOMIC

ENVIRONMENTAL

SOCIAL

401 402 403 404 405 406 407 408 409 410 411 412 413 414 415 416 417 418 419

OCCUPATIONAL HEALTH AND SAFETY

403-6 Promotion of worker health

FULLY REPORTED

YES

PARTIALLY REPORTED

N/A

OMISSION

NO

EXTERNAL ASSURANCE

YES

ANNUAL REPORT PAGE

N/A

CROSS-REFERENCES



EM-EP-320a.2



3

8



SUPPORTING NARRATIVE

1/1

Health risks are assessed and managed by prevention and protection, providing employees with information and educational initiatives. MOL Group's workplace health promotion programs serve as an additional tool to increase the personal health awareness of our workforce not only at the workplace, but also in their private lives.

MOL Group conducted health management gap analysis at all operating companies in order to identify the critical gaps to our standards and required level of compliance, and set appropriate actions to eliminate them in an acceptable period of time. We believe that by implementing the identified and approved development actions MOL Group definitely takes a step ahead towards providing healthy workplaces and appropriate health management, including emergency response for all employees. According to MOL Group health management principles we order health screenings at least once per 3 years to all of our employees based on a detailed screening protocol (depending on the nature of their work). Besides this, we conduct screenings for known health risks (such as diabetes, cholesterol, stool blood test, calculation of Body Mass Index (BMI), etc.) and we draw up an individual health plan for all of our employees. Individual health plans are a professional starting point, but we also offer special workplace health promotion programs to our employees, that include medical screenings (cardiovascular package, cancer prevention package, musculo-skeletal package, vaccination programs), healthy life style advice, dietary advice, stopping smoking programs and a wide range of physical activity programs.

At the Family Days that are organized by the companies, the family members of our employees have the opportunity to participate in health screening for different health risks (diabetes, cholesterol, BMI, etc.). Health promotion programs are organized locally in order to contribute to both the health and well-being of employees. Some selected best practices include: Healthy food Program at Slovnaft, HEALTH+ program at INA and STEP – Take a step for your health – program at MOL. For our colleagues travelling to and working in countries with a high risk or incidence of communicable diseases we conduct medical screening before travelling and after, and we supply the required vaccinations as well. MOL Group is providing 24/7 services for any medical evacuation (MEdEvac) needed around the globe for its expatriates and travellers, and in special situations the local employees of MOL operations if medically necessary, by contracting one of the leader service providers of the industry. Contractors of MOL Group are not covered by these initiatives.

<https://molgroup.info/hu/sustainability/health-and-safety/health-protection-and-promotion>

SUPPORTING DATA

N/A

NAME OF INDICATOR

N/A

LINK

N/A

NAME OF XLS SHEET

N/A



GRI 102



GRI 103



GRI 200



GRI 300



GRI 400

GENERAL DISCLOSURES

MANAGEMENT APPROACH

ECONOMIC

ENVIRONMENTAL

SOCIAL

401 402 403 404 405 406 407 408 409 410 411 412 413 414 415 416 417 418 419

OCCUPATIONAL HEALTH AND SAFETY

403-7

Prevention and mitigation of occupational health and safety impacts directly linked by business relationships

FULLY REPORTED

YES

PARTIALLY REPORTED

N/A

OMISSION

NO

EXTERNAL ASSURANCE

YES

ANNUAL REPORT PAGE

N/A

CROSS-REFERENCES



EM-EP-320a.2



SUPPORTING NARRATIVE

1/1

Ownership of Product Stewardship within MOL Group and relevant member companies must be assigned and responsibilities for individual Product Stewardship process steps must be defined. Product stewardship process must identify risks related to dangerous substances/products at an early stage and manage those risks along the value chain (i.e. development, authorization, registration and restriction on their manufacture, market distribution, use, disposal or recycle), thereby enabling adequate protection of human health and the environment.

New product assessments must be conducted prior introduction to market in order to identify and address health, safety and environmental hazards and risk associated with their normal use and potential misuse. Periodic re-assessments must be conducted if product specification changes, including collection and review of adverse effects reported or experienced. Records of assessment and re-assessment must be kept up-to-date. A product dossier must be established for all dangerous products bringing together all the information that the company holds on a product throughout the lifecycle.

<https://molgroup.info/hu/our-business/downstream/petchem/48-sustainable-development/health-and-safety/145-product-stewardship>

SUPPORTING DATA

N/A

NAME OF INDICATOR

N/A

LINK

N/A

NAME OF XLS SHEET

N/A



GRI 102



GRI 103



GRI 200



GRI 300



GRI 400

GENERAL DISCLOSURES

MANAGEMENT APPROACH

ECONOMIC

ENVIRONMENTAL

SOCIAL

401 402 403 404 405 406 407 408 409 410 411 412 413 414 415 416 417 418 419

OCCUPATIONAL HEALTH AND SAFETY

403-8 Workers covered by an occupational health and safety management system

FULLY REPORTED

YES

PARTIALLY REPORTED

N/A

OMISSION

NO

EXTERNAL ASSURANCE

YES

ANNUAL REPORT PAGE

N/A

CROSS-REFERENCES



EM-EP-320a.2



3

8



SUPPORTING NARRATIVE

1/1

MOL Group health and safety management system (link below) covers all workers, including those who are not employees of the Group (contractors) but whose workplace is controlled by MOL Group. No workers have been excluded.

<https://molgroup.info/hu/sustainability/sustainability-and-mol/hse-management-system>

SUPPORTING DATA

N/A

NAME OF INDICATOR

N/A

LINK

N/A

NAME OF XLS SHEET

N/A



GRI 102



GRI 103



GRI 200



GRI 300



GRI 400

GENERAL DISCLOSURES

MANAGEMENT APPROACH

ECONOMIC

ENVIRONMENTAL

SOCIAL

401 402 403 404 405 406 407 408 409 410 411 412 413 414 415 416 417 418 419

OCCUPATIONAL HEALTH AND SAFETY

403-9

Work-related injuries

FULLY REPORTED

NO

PARTIALLY REPORTED

YES

OMISSION

NO

EXTERNAL ASSURANCE

YES

ANNUAL REPORT PAGE

126

CROSS-REFERENCES



EM-EP-320a.1/ EM-RM-320a.1



3

8



SUPPORTING NARRATIVE

1/1

MOL Group's objective continues to be in the top quartile of Oil and Gas companies in terms of safety performance. Transparency concerning worker related injuries is a high priority. MOL Group provides a comprehensive list of data around worker related injuries, covering both employees and those workers who are not employees but who work and/or whose workplace is controlled by MOL Group, as prescribed by the GRI Standards. Rates have been calculated based 1 million working hours, as one of the two options being suggested by the GRI Standards. The full list can be obtained from the Data Library (link below). Furthermore, supportive narrative explaining the causes of fatalities and worker related injuries (covering personal, process, contractor and road safety) during the last reporting period can be obtained from the Annual Report. Supportive narrative also includes actions taken or underway to eliminate hazards and minimize risks. No workers have been excluded from these calculations.

https://molgroup.info/en/investor-relations/download-centre#03_annual_reports

Furthermore, MOL Group provides worker related injury figures (including supporting explanations) on a quarterly basis through its quarterly earnings reports, under the section "Stainable Development & HSE Highlights". Quarterly capital markets communication materials can be obtained through the following link:

https://molgroup.info/en/investor-relations/download-centre#02_quarterly_reports

PARTIAL RERPORTING EXPLANATION:

MOL Group does monitor and register the total number of hours worked, used as the basis for the calculation. Nonetheless, MOL Group does not disclose number of worked hours as prescribed by the GRI Standards. However, reasonable assurance has been provided by the external auditor for the Total Recordable Injury Rate for own employees (includes worked hours) in line with GRI requirements. Refer to the "Independent Practitioner's Assurance Report" inside the Annual Report for further information (first link above). Disclosure of hours worked is under consideration.

SUPPORTING DATA

YES

NAME OF INDICATOR

Multiple indicators incl. fatalities, LTI, LTIF, TRIR, TROIF, LDR and AR

LINK

DATA LIBRARY

NAME OF XLS SHEET

HEALTH & SAFETY



GRI 102



GRI 103



GRI 200



GRI 300



GRI 400

GENERAL DISCLOSURES

MANAGEMENT APPROACH

ECONOMIC

ENVIRONMENTAL

SOCIAL

401 402 403 404 405 406 407 408 409 410 411 412 413 414 415 416 417 418 419

OCCUPATIONAL HEALTH AND SAFETY

403-10 Work-related ill health

FULLY REPORTED

YES

PARTIALLY REPORTED

N/A

OMISSION

NO

EXTERNAL ASSURANCE

YES

ANNUAL REPORT PAGE

125

CROSS-REFERENCES



EM-EP-320a.1/ RT-CH-320a.2



3

8



SUPPORTING NARRATIVE

1/1

MOL Group did not register any occupational injuries / illnesses during 2018. Information can be found in the annual report.

https://molgroup.info/en/investor-relations/download-centre#03_annual_reports

SUPPORTING DATA

N/A

NAME OF INDICATOR

N/A

LINK

N/A

NAME OF XLS SHEET

N/A



GRI 102



GRI 103



GRI 200



GRI 300



GRI 400

GENERAL DISCLOSURES

MANAGEMENT APPROACH

ECONOMIC

ENVIRONMENTAL

SOCIAL

401 402 403 404 405 406 407 408 409 410 411 412 413 414 415 416 417 418 419

TRAINING AND EDUCATION

404-1 Average hours of training per year per employee

FULLY REPORTED

NO

PARTIALLY REPORTED

YES

OMISSION

NO

EXTERNAL ASSURANCE

YES

ANNUAL REPORT PAGE

N/A

CROSS-REFERENCES



SUPPORTING NARRATIVE

1/1

MOL Group offers internal and external training programs so that employees throughout the organization can acquire new skills and knowledge, irrespective of gender or employee category (focus of GRI 404-1). The objective is to provide continuous development for colleagues who contribute to the success of the company. Additional information on training and development can be obtained through the following link:

<https://molgroupcareers.info/en/>

Specific information regarding average training hours, total training hours and total training costs per year per employee (incl. employee per category prescribed by the GRI Standards) can be obtained in the Data Library. Furthermore, supporting explanations narrating yearly developments for employee training can be obtained from previous and current Annual Report via the following link:

https://molgroup.info/en/investor-relations/download-centre#03_annual_reports

PARTIAL RERPORTING EXPLANATION:

MOL Group does monitor and register the total number of hours of training that the organization's employees have undertaken during the reporting period by gender. However, MOL Group does not disclose this figure as prescribed by the GRI Standards given that MOL Group does not discriminate on neither training hours nor training opportunities based on gender, as is also enshrined in the Group's Code of Ethics and Business Conduct. Disclosure of this indicator is under consideration.

SUPPORTING DATA

YES

NAME OF INDICATOR

Average hours of training per employee group

LINK

DATA LIBRARY

NAME OF XLS SHEET

HUMAN CAPITAL



GRI 102



GRI 103



GRI 200



GRI 300



GRI 400

GENERAL DISCLOSURES

MANAGEMENT APPROACH

ECONOMIC

ENVIRONMENTAL

SOCIAL

401 402 403 404 405 406 407 408 409 410 411 412 413 414 415 416 417 418 419

TRAINING AND EDUCATION

404-2 Programs for upgrading employee skills and transition assistance programs

FULLY REPORTED

YES

PARTIALLY REPORTED

N/A

OMISSION

NO

EXTERNAL ASSURANCE

YES

ANNUAL REPORT PAGE

127

CROSS-REFERENCES



SUPPORTING NARRATIVE

1/1

MOL Group offers development programs so that employees throughout the organization can acquire new skills that are necessary for delivering business results. The objective is to provide continuous development for colleagues who contribute to the success of the company and to the long-term strategy. Additional information on career and development can be obtained through the following link:

<https://molgroupcareers.info/en/working-at-mol-group/our-employees/career-and-development>

A comprehensive description of current programs for upgrading employee skills can be obtained through the links below:

<https://molgroupcareers.info/en/working-at-mol-group/our-employees/career-and-development/leadership-development>

<https://molgroupcareers.info/en/working-at-mol-group/our-employees/career-and-development/technical-professional-development>

Furthermore, MOL Group provides supporting explanations narrating the main developments regarding employee skills upgrades in previous and current Annual Report via the following link:

https://molgroup.info/en/investor-relations/download-centre#03_annual_reports

MOL Group does not systematically (or by default) offer transition assistance programs designed to facilitate continued employability and the management of career endings resulting from retirement or termination of employment. However, depending on the nature, scale and timing of operational changes endings resulting in termination of employment, MOL Group cooperates with local authorities and job fairs in order to provide transition assistance programs in order to facilitate continued employability

SUPPORTING DATA

N/A

NAME OF INDICATOR

N/A

LINK

N/A

NAME OF XLS SHEET

N/A



GRI 102



GRI 103



GRI 200



GRI 300



GRI 400

GENERAL DISCLOSURES

MANAGEMENT APPROACH

ECONOMIC

ENVIRONMENTAL

SOCIAL

401 402 403 404 405 406 407 408 409 410 411 412 413 414 415 416 417 418 419

TRAINING AND EDUCATION

404-3 Percentage of employees receiving regular performance and career development reviews

FULLY REPORTED

NO

PARTIALLY REPORTED

YES

OMISSION

NO

EXTERNAL ASSURANCE

YES

ANNUAL REPORT PAGE

N/A

CROSS-REFERENCES



SUPPORTING NARRATIVE

1/1

MOL Group offers its employees throughout the organization the possibility of receiving regular performance and career development, irrespective of gender or employee category (focus of GRI 404-3). MOL Group's Annual People Cycle framework is a continuously developed system of processes, methodologies and tools that identify measure and develop employee performance and career management by aligning individual and team objectives with the MOL 2030 strategic goals. MOL Group continues its efforts to foster an open feedback culture, and to recognize achievements and effort both individual and team levels in order to reach the goal of being the best choice of employees. Beyond formal performance and career development reviews, A campaign was launched to encourage and motivate employees to give and ask for feedback, resulting in an increasing number of mid-year feedback sessions being incorporated. Furthermore, corporate values were incorporated into performance evaluations and target setting. Additional information on training and development can be obtained through the following link: <https://molgroupcareers.info/en/>

Specific information regarding employees covered by a predefined and standardized performance appraisal process by employee category (as prescribed by the GRI Standards) can be obtained in the Data Library. Furthermore, supporting explanations narrating yearly developments for employees receiving regular performance and career development reviews can be obtained from previous and current Annual Report via the following link:

https://molgroup.info/en/investor-relations/download-centre#03_annual_reports

PARTIAL RERPORTING EXPLANATION:

MOL Group does monitor and register the total number of employees receiving regular performance and career development reviews during each reporting period (including by gender). However, MOL Group does not disclose this figure as prescribed by the GRI Standards given that MOL Group does not discriminate on employees receiving regular performance and career development reviews based on gender, as this also enshrined in the Group's Code of Ethics and Business Conduct. Disclosure of this indicator is under consideration.

SUPPORTING DATA

YES

NAME OF INDICATOR

Employees covered by a predefined and standardized performance appraisal process

LINK

DATA LIBRARY

NAME OF XLS SHEET

HUMAN CAPITAL



GRI 102



GRI 103



GRI 200



GRI 300



GRI 400

GENERAL DISCLOSURES

MANAGEMENT APPROACH

ECONOMIC

ENVIRONMENTAL

SOCIAL

401 402 403 404 405 406 407 408 409 410 411 412 413 414 415 416 417 418 419

DIVERSITY AND EQUAL OPPORTUNITY

405-1 Diversity of governance bodies and employees

FULLY REPORTED

YES

PARTIALLY REPORTED

N/A

OMISSION

NO

EXTERNAL ASSURANCE

YES

ANNUAL REPORT PAGE

31

CROSS-REFERENCES



SUPPORTING NARRATIVE

1/1

Diversity & Inclusion is a cornerstone of sustaining the strength of international growth by fostering an inclusive culture that leverages diversity as a competitive advantage. MOL Group promotes a culture of diversity, creating an environment that allows a global workforce of diverse backgrounds, experiences and perspectives to contribute to collaboratively achieving results without boundaries. MOL Group fosters equal opportunities for all employees and job applicants, irrespective of race, colour, religion, gender, national origin or age. This also enshrined in the Group's Code of Ethics and Business Conduct.

<https://molgroup.info/hu/working-at-mol-group/our-employees/diversity-and-inclusion>

<https://molgroup.info/en/working-at-mol-group/our-employees/diversity-and-inclusion/commitments-to-gender-diversity>

MOL Group companies apply and enforce the principle of equal treatment, committed to diversity and equal opportunities at work and promote equal opportunity regarding all its employees. To this effect MOL Plc. prepared equal opportunity plan, and established Equal Opportunity Committee. The purpose of the plan is to define the general principles, requirements, and practices in order to provide equal opportunity.

<https://mol.hu/hu/molrol/etika-es-megfeleles/sokszinusegi-karta-magyarorszag-2018-2019/>

https://molgroup.info/images/molgroup/pdf/sustainability/reports_and_data/case_studies/III_Equal_Opportunity_Plan_in_MOL_Hungary_case_study_final.pdf

Information regarding the diversity of governance bodies (disclosed by nationality, gender, age group) and employees (disclosed by region, age, gender) as well as supporting narrative, can be obtained in the Data Library and in previous and current Annual Report via the following link:

https://molgroup.info/en/investor-relations/download-centre#03_annual_reports

SUPPORTING DATA

YES

NAME OF INDICATOR

Composition of governance bodies by gender, citizenship and age group

LINK

DATA LIBRARY

NAME OF XLS SHEET

HUMAN CAPITAL



GRI 102



GRI 103



GRI 200



GRI 300



GRI 400

GENERAL DISCLOSURES

MANAGEMENT APPROACH

ECONOMIC

ENVIRONMENTAL

SOCIAL

401 402 403 404 405 406 407 408 409 410 411 412 413 414 415 416 417 418 419

DIVERSITY AND EQUAL OPPORTUNITY

405-2

Ratio of basic salary and remuneration of women and men

FULLY REPORTED

YES

PARTIALLY REPORTED

N/A

OMISSION

NO

EXTERNAL ASSURANCE

YES

ANNUAL REPORT PAGE

N/A

CROSS-REFERENCES



5

8

10



SUPPORTING NARRATIVE

1/1

MOL Group fully disclosed the ratio of basic salary and remuneration of women to men. The disclosure includes a) the ratio of the base salary and remuneration of women to men for each employee category, as well as broken down by significant locations of operation. For MOL Group, significant locations of operation include Hungary, Slovakia and Croatia given that the majority of the Groups operations are performed with these there countries. Information regarding the ratio of basic salary and remuneration of women and men can be obtained in the Data Library via the following link:

https://molgroup.info/en/investor-relations/download-centre#03_annual_reports

SUPPORTING DATA

YES

NAME OF INDICATOR

Rate of average base salary of women to average base salary of men in each employment category

LINK

DATA LIBRARY

NAME OF XLS SHEET

HUMAN CAPITAL



GRI 102



GRI 103



GRI 200



GRI 300



GRI 400

GENERAL DISCLOSURES

MANAGEMENT APPROACH

ECONOMIC

ENVIRONMENTAL

SOCIAL

401 402 403 404 405 406 407 408 409 410 411 412 413 414 415 416 417 418 419

NON DISCRIMINATION

406-1 Incidents of discrimination and corrective actions taken.

FULLY REPORTED

YES

PARTIALLY REPORTED

N/A

OMISSION

NO

EXTERNAL ASSURANCE

YES

ANNUAL REPORT PAGE

N/A

CROSS-REFERENCES



5

8

16



SUPPORTING NARRATIVE

1/1

MOL Group is committed to combatting discrimination in all areas of the workplace, throughout our supply chain and in society as a whole. MOL Group Group's Code of Ethics and Business Conduct section IV.2.2. "Equal Treatment And Opportunities" and the Business Partner Code Of Ethics Section 5. "Avoidance of discrimination" outlines MOL Group stand point on discrimination.

https://molgroup.info/images/molgroup/pdf/about_mol_group/ethical_behaviour/MOL_Group_Code_of_Ethics.pdf

https://mol.hu/images/pdf/A_MOL_rol/Beszallitoi_kozpont/uzleti_partneri_etika/business_partner_code_of_ethics_2017.pdf

The number of discrimination related cases/reports can be obtained from the MOL Group Data Library in the link below.

https://molgroup.info/en/investor-relations/download-centre#03_annual_reports

Corrective actions were taken as a result discrimination related cases included dismissal, penalties, written warnings, changes to shift schedules and follow-up monitoring.

SUPPORTING DATA

YES

NAME OF INDICATOR

Topics of ethics complaints (whistle-blower reports) - Total

LINK

DATA LIBRARY

NAME OF XLS SHEET

ECONOMIC, ETHICS AND CUSTOMERS



GRI 102



GRI 103



GRI 200



GRI 300



GRI 400

GENERAL DISCLOSURES

MANAGEMENT APPROACH

ECONOMIC

ENVIRONMENTAL

SOCIAL

401 402 403 404 405 406 407 408 409 410 411 412 413 414 415 416 417 418 419

FREEDOM OF ASSOCIATION AND COLLECTIVE BARGAINING

407-1

Operations and suppliers in which the right to freedom of association and collective bargaining may be at risk.

FULLY REPORTED

YES

PARTIALLY REPORTED

N/A

OMISSION

NO

EXTERNAL ASSURANCE

YES

ANNUAL REPORT PAGE

127

CROSS-REFERENCES



SUPPORTING NARRATIVE

1/1

MOL Group exposure to the right to freedom of association and collective bargaining being at risk is relatively minor given that most of the Group's activities are performed in European countries. Nevertheless, MOL Group recognizes and upholds the freedom of association, the right to form and join a union and the right to collective bargaining. This is included in the Group's Code of Ethics and Business Conduct or CoEBC (IV.2.5.Fair Labour Practices), and rolled out along the supply chain through the MOL Business Partner Code of Ethics or BPCE (Point 2: Human rights).

Group's Code of Ethics and Business Conduct

https://molgroup.info/images/molgroup/pdf/about_mol_group/ethical_behaviour/MOL_Group_Code_of_Ethics.pdf

MOL Business Partner Code of Ethics

https://mol.hu/images/pdf/A_MOL_ro/Beszallitoi_kozpont/uzleti_partneri_etika/business_partner_code_of_ethics_2017.pdf

Additional Information:

<https://molgroup.info/en/sustainability/ethics-and-governance/ethics-and-compliance/human-rights>

Information regarding the percentage of employees covered by collective agreements and of those with potential to seek representation in trade unions can be obtained from the Data Library and Annual Report via the following link:

https://molgroup.info/en/investor-relations/download-centre#03_annual_reports

SUPPORTING DATA

YES

NAME OF INDICATOR

Freedom of Association / Employees with potential access to trade union membership

LINK

DATA LIBRARY

NAME OF XLS SHEET

HUMAN CAPITAL



GRI 102



GRI 103



GRI 200



GRI 300



GRI 400

GENERAL DISCLOSURES

MANAGEMENT APPROACH

ECONOMIC

ENVIRONMENTAL

SOCIAL

401 402 403 404 405 406 407 408 409 410 411 412 413 414 415 416 417 418 419

CHILD LABOR

408-1 Operations and suppliers at significant risk for incidents of child labor

FULLY REPORTED

YES

PARTIALLY REPORTED

N/A

OMISSION

NO

EXTERNAL ASSURANCE

YES

ANNUAL REPORT PAGE

N/A

CROSS-REFERENCES



8

16



SUPPORTING NARRATIVE

1/1

MOL Group exposure to the risk of incidents of child labour is relatively minor given that most of the Group's activities are performed in European countries. Nevertheless, MOL Group is committed to lawful and fair employment and to respecting labour principles. MOL Group also expects the same from business partners and external stakeholders. MOL Group will not tolerate any form of forced, compulsory, bonded or child labour or any other kind of unethical employment practice such as withholding wages, denying sick leave or daily rest, abuse of alternative employment forms or evasion of health care contributions. We ensure that these forms of labour and slavery, servitude, and human trafficking do not take place within our business and supply chains.

This is included in both the Group's Code of Ethics and Business Conduct or CoEBC (IV.2. Human Rights - IV.2.5.Fair Labour Practices), and rolled out along the supply chain through the MOL Business Partner Code of Ethics or BPCE (Point 2: Human rights).

Group's Code of Ethics and Business Conduct

https://molgroup.info/images/molgroup/pdf/about_mol_group/ethical_behaviour/MOL_Group_Code_of_Ethics.pdf

MOL Business Partner Code of Ethics

https://mol.hu/images/pdf/A_MOL_rol/Beszallitoi_kozpont/uzleti_partneri_etika/business_partner_code_of_ethics_2017.pdf

Additional Information:

<https://molgroup.info/en/sustainability/ethics-and-governance/ethics-and-compliance/human-rights>

SUPPORTING DATA

N/A

NAME OF INDICATOR

N/A

LINK

N/A

NAME OF XLS SHEET

N/A



GRI 102



GRI 103



GRI 200



GRI 300



GRI 400

GENERAL DISCLOSURES

MANAGEMENT APPROACH

ECONOMIC

ENVIRONMENTAL

SOCIAL

401 402 403 404 405 406 407 408 409 410 411 412 413 414 415 416 417 418 419

FORCED OR COMPULSORY LABOR

409-1 Operations and suppliers at significant risk for incidents of forced or compulsory labor

FULLY REPORTED

YES

PARTIALLY REPORTED

N/A

OMISSION

NO

EXTERNAL ASSURANCE

YES

ANNUAL REPORT PAGE

N/A

CROSS-REFERENCES



8

16



SUPPORTING NARRATIVE

1/1

MOL Group exposure to the risk of forced or compulsory labor is relatively minor given that most of the Group's activities are performed in European countries. Nevertheless, MOL Group is committed to lawful and fair employment and to respecting labour principles. We also expect the same from our business partners and external stakeholders. MOL Group will not tolerate any form of forced, compulsory, bonded or child labour or any other kind of unethical employment practice such as withholding wages, denying sick leave or daily rest, abuse of alternative employment forms or evasion of health care contributions. We ensure that these forms of labour and slavery, servitude, and human trafficking do not take place within our business and supply chains.

This is included in the Group's Code of Ethics and Business Conduct or CoEBC (IV.2.5.Fair Labour Practices), and rolled out along the supply chain through the MOL Business Partner Code of Ethics or BPCE (Point 2: Human rights).

Group's Code of Ethics and Business Conduct

https://molgroup.info/images/molgroup/pdf/about_mol_group/ethical_behaviour/MOL_Group_Code_of_Ethics.pdf

MOL Business Partner Code of Ethics

https://mol.hu/images/pdf/A_MOL_ro/Beszallitoi_kozpont/uzleti_partneri_etika/business_partner_code_of_ethics_2017.pdf

Additional Information:

<https://molgroup.info/en/sustainability/ethics-and-governance/ethics-and-compliance/human-rights>

SUPPORTING DATA

N/A

NAME OF INDICATOR

N/A

LINK

N/A

NAME OF XLS SHEET

N/A



GRI 102



GRI 103



GRI 200



GRI 300



GRI 400

GENERAL DISCLOSURES

MANAGEMENT APPROACH

ECONOMIC

ENVIRONMENTAL

SOCIAL

401 402 403 404 405 406 407 408 409 410 411 412 413 414 415 416 417 418 419

SECURITY PRACTICES

410-1 Security personnel trained in human rights policies or procedures

FULLY REPORTED

YES

PARTIALLY REPORTED

N/A

OMISSION

NO

EXTERNAL ASSURANCE

YES

ANNUAL REPORT PAGE

129

CROSS-REFERENCES



EM-EP-210a.3



10



SUPPORTING NARRATIVE

1/1

MOL Group exposure to the risk of human right of violation is relatively minor given that most of the Group's activities are performed in European countries. Nevertheless, MOL Group is committed to respecting fundamental human rights, a principle which is also included in both the Group's Code of Ethics and Business Conduct or CoEBC (IV.2. Human Rights), and rolled out along the supply chain through the MOL Business Partner Code of Ethics or BPCE (Point 2: Human rights).

Group's Code of Ethics and Business Conduct

https://molgroup.info/images/molgroup/pdf/about_mol_group/ethical_behaviour/MOL_Group_Code_of_Ethics.pdf

MOL Business Partner Code of Ethics

https://mol.hu/images/pdf/A_MOL_rol/Beszallitoi_kozpont/uzleti_partneri_etika/business_partner_code_of_ethics_2017.pdf

Information regarding MOL Group's human rights training to security personnel can be obtained in the annual report:

https://molgroup.info/en/investor-relations/download-centre#03_annual_reports

Additional Information:

<https://molgroup.info/en/sustainability/ethics-and-governance/ethics-and-compliance/human-rights>

SUPPORTING DATA

N/A

NAME OF INDICATOR

N/A

LINK

N/A

NAME OF XLS SHEET

N/A



GRI 102



GRI 103



GRI 200



GRI 300



GRI 400

GENERAL DISCLOSURES

MANAGEMENT APPROACH

ECONOMIC

ENVIRONMENTAL

SOCIAL

401 402 403 404 405 406 407 408 409 410 411 412 413 414 415 416 417 418 419

RIGHTS OF INDIGENOUS PEOPLES

411-1 Incidents of violations involving rights of indigenous peoples

FULLY REPORTED

YES

PARTIALLY REPORTED

N/A

OMISSION

NO

EXTERNAL ASSURANCE

YES

ANNUAL REPORT PAGE

N/A

CROSS-REFERENCES



EM-EP-210a.3 / RT-CH-210a.1



10



SUPPORTING NARRATIVE

1/1

MOL Group is a mid-sized oil and gas company, with the majority of operations concentrated in and around Central Europe (GRI 102-4). MOL Group CEE operations or its International Upstream operations are neither located in or are adjacent to indigenous peoples' communities. As a result, MOL Group is not engaged in activities which may either affect indigenous people or incur into violations involving the rights of indigenous people.

MOL Group understanding of indigenous people is aligned with the UN definition: http://www.un.org/esa/socdev/unpfii/documents/5session_factsheet1.pdf

Additionally, MOL Group considers as indigenous people communities those who are limited in exercising their rights to protect their land against investors. In MOL Group's view, communities in the EU have such rights. MOL Group's assessment did not identify such communities in Pakistan, Kurdistan or Kazakhstan.

MOL HSE Management System includes section XVI. Social Impacts: *Plan for management and mitigation of risks: At least the following negative impacts must be assessed and managed: including, a) impact on health, safety and general living conditions of the local communities – any disproportionate negative impact must be avoided; b) resettlement of local communities – involuntary resettlement (physical and economic) must be avoided in all reasonable cases; c) impact on indigenous people – prior and informed consent of such groups must be gained; d. Impact on cultural heritages, traditional landscapes.*

https://molgroup.info/images/molgroup/pdf/sustainability/sustainability_and_mol/HSE_management_system/HSE%20Management_System.pdf

Furthermore MOL Group Code of Ethics and Business Conduct also provides for the protection of indigenous people affected by MOL Group operations, under section IV.2. Human rights (*We assure the respect of human rights by assessing the impact of our actions. We place a special focus on our workers, suppliers and local communities as well as on vulnerable groups of indigenous people, women, national or ethnic, religious and linguistic minorities, children, persons with disabilities and migrant workers and their families. We ensure the safeguarding of the rights of tribal populations and indigenous people affected by our operations including refraining from forced relocation. We place a particular focus on the security service providers who act on behalf of MOL Group, in order to prevent any human rights violations during the performance of their activities.*

https://molgroup.info/images/molgroup/pdf/about_mol_group/ethical_behaviour/MOL_Group_Code_of_Ethics.pdf

SUPPORTING DATA

N/A

NAME OF INDICATOR

N/A

LINK

N/A

NAME OF XLS SHEET

N/A



GRI 102



GRI 103



GRI 200



GRI 300



GRI 400

GENERAL DISCLOSURES

MANAGEMENT APPROACH

ECONOMIC

ENVIRONMENTAL

SOCIAL

401 402 403 404 405 406 407 408 409 410 411 412 413 414 415 416 417 418 419

RIGHTS OF INDIGENOUS PEOPLES

OG-9

Operations where indigenous communities are present or affected by activities and where specific engagement strategies are in place

FULLY REPORTED

YES

PARTIALLY REPORTED

N/A

OMISSION

NO

EXTERNAL ASSURANCE

YES

ANNUAL REPORT PAGE

N/A

CROSS-REFERENCES



EM-EP-210a.3 / RT-CH-210a.1



10



SUPPORTING NARRATIVE

1/1

SHOULD BE READ AND UNDERSTOOD IN CONJUNCTION WITH GRI 411-1

MOL Group operations (GRI 102-4) are neither located in or are adjacent to indigenous peoples' communities. As a result, MOL Group does not operate sites where indigenous communities are present and therefore affected by MOL Group activities. Consequently no specific engagement strategies are in place. Nonetheless, MOL Group's modus operandi ensures the safeguarding of the rights of tribal populations and indigenous people. MOL Group is committed to gaining free prior and informed consent in the event that indigenous people should be relocated from their land. So far, no resettlements have occurred at any of our international operating locations."

SUPPORTING DATA

N/A

NAME OF INDICATOR

N/A

LINK

N/A

NAME OF XLS SHEET

N/A



GRI 102



GRI 103



GRI 200



GRI 300



GRI 400

GENERAL DISCLOSURES

MANAGEMENT APPROACH

ECONOMIC

ENVIRONMENTAL

SOCIAL

401 402 403 404 405 406 407 408 409 410 411 412 413 414 415 416 417 418 419

HUMAN RIGHTS ASSESSMENT

412-1 Operations that have been subject to human rights reviews or impact assessments

FULLY REPORTED

NO

PARTIALLY REPORTED

YES

OMISSION

NO

EXTERNAL ASSURANCE

YES

ANNUAL REPORT PAGE

N/A

CROSS-REFERENCES



10



SUPPORTING NARRATIVE

1/1

MOL Group respects the Universal Declaration of Human Rights which summarizes fundamental human rights in 30 articles (United Nations General Assembly 1948) and further guidance documents on human rights such as the UN Global Compact (2000), the UN Guiding Principles ('Ruggie Framework') (2011), the OECD Guidelines for Multinational Enterprises (2011) and voluntary principles about security and human rights. MOL Group strives to implement them into our every day business operations:

<https://molgroup.info/hu/sustainability/ethics-and-governance/ethics-and-compliance/human-rights>

MOL Group exposure to the risk of human right of violation is relatively minor given that most of the Group's activities are performed in European countries. Nevertheless, MOL Group is committed to respecting fundamental human rights, a principle which is also included in the Group's Code of Ethics and Business Conduct, and which is rolled out along the supply chain through the MOL Business Partner Code of Ethics (links below).

https://molgroup.info/images/molgroup/pdf/about_mol_group/ethical_behaviour/MOL_Group_Code_of_Ethics.pdf

https://mol.hu/images/pdf/A_MOL_rol/Beszallitoi_kozpont/uzleti_partneri_etika/business_partner_code_of_ethics_2017.pdf

Despite the low risk, since 2015, Human Rights Watch and Freedom House country evaluations have been taken into account in risk assessments as external benchmarks for all (100%) operations. Based on these, the riskiest countries for MOL Group operated and non-operated assets from a human-rights perspective are Angola, Cameroon, Egypt Iraq, Kazakhstan, Oman, Pakistan, Russia and the Ukraine. MOL Group risk assessments include human right assessments. A total of 53 MOL Group operational companies and INA d.d. with consolidated subsidiaries scope in 22 countries have been subject to an internal human-rights risk assessment.

PARTIAL RERPORTING EXPLANATION: Country breakdown for the 53 sites is not disclosed. Disclosure of this indicator is under consideration.

SUPPORTING DATA

N/A

NAME OF INDICATOR

N/A

LINK

N/A

NAME OF XLS SHEET

N/A



GRI 102



GRI 103



GRI 200



GRI 300



GRI 400

GENERAL DISCLOSURES

MANAGEMENT APPROACH

ECONOMIC

ENVIRONMENTAL

SOCIAL

401 402 403 404 405 406 407 408 409 410 411 412 413 414 415 416 417 418 419

HUMAN RIGHTS ASSESSMENT

412-2 Employee training on human rights policies or procedures

FULLY REPORTED

YES

PARTIALLY REPORTED

N/A

OMISSION

NO

EXTERNAL ASSURANCE

YES

ANNUAL REPORT PAGE

129

CROSS-REFERENCES



10



SUPPORTING NARRATIVE

1/1

MOL Group exposure to the risk of human right of violation is relatively minor given that most of the Group's activities are performed in European countries. Nevertheless, MOL Group is committed to respecting fundamental human rights, a principle which is also included in the Group's Code of Ethics and Business Conduct, and which is rolled out along the supply chain through the MOL Business Partner Code of Ethics (links below).

https://molgroup.info/images/molgroup/pdf/about_mol_group/ethical_behaviour/MOL_Group_Code_of_Ethics.pdf

https://mol.hu/images/pdf/A_MOL_rol/Beszallitoi_kozpont/uzleti_partneri_etika/business_partner_code_of_ethics_2017.pdf

Data and supportive narrative concerning MOL Group human rights training can be obtained in past and current Annual Reports via the link below:

https://molgroup.info/en/investor-relations/download-centre#03_annual_reports

The total number of hours in 2018 devoted to training on human rights policies or procedures concerning aspects of human rights amounted to 1,536 hours.

SUPPORTING DATA

N/A

NAME OF INDICATOR

N/A

LINK

N/A

NAME OF XLS SHEET

N/A



GRI 102



GRI 103



GRI 200



GRI 300



GRI 400

GENERAL DISCLOSURES

MANAGEMENT APPROACH

ECONOMIC

ENVIRONMENTAL

SOCIAL

401 402 403 404 405 406 407 408 409 410 411 412 413 414 415 416 417 418 419

HUMAN RIGHTS ASSESSMENT

412-3

Significant investment agreements and clauses or that include human rights clauses or that underwent human rights screening

FULLY REPORTED

YES

PARTIALLY REPORTED

N/A

OMISSION

NO

EXTERNAL ASSURANCE

YES

ANNUAL REPORT PAGE

129

CROSS-REFERENCES



10



SUPPORTING NARRATIVE

1/1

MOL Group exposure to the risk of human right of violation is relatively minor given that most of the Group's activities are performed in European countries. Nevertheless, MOL Group is committed to respecting fundamental human rights, a principle which is also included in the Group's Code of Ethics and Business Conduct, and which is rolled out along the supply chain through the MOL Business Partner Code of Ethics (links below).

https://molgroup.info/images/molgroup/pdf/about_mol_group/ethical_behaviour/MOL_Group_Code_of_Ethics.pdf

https://mol.hu/images/pdf/A_MOL_rol/Beszallitoi_kozpont/uzleti_partneri_etika/business_partner_code_of_ethics_2017.pdf

Data and supportive narrative concerning significant investment agreements (supplier contracts, service station operator partner contracts, joint venture agreements, sponsorship and corporate giving contracts) and clauses or that include human rights clauses or that underwent human rights screening can be obtained in past and current Annual Reports via the link below :

https://molgroup.info/en/investor-relations/download-centre#03_annual_reports

SUPPORTING DATA

N/A

NAME OF INDICATOR

N/A

LINK

N/A

NAME OF XLS SHEET

N/A



GRI 102



GRI 103



GRI 200



GRI 300



GRI 400

GENERAL DISCLOSURES

MANAGEMENT APPROACH

ECONOMIC

ENVIRONMENTAL

SOCIAL

401 402 403 404 405 406 407 408 409 410 411 412 413 414 415 416 417 418 419

LOCAL COMMUNITIES

413-1 Operations with local community engagement, impact assessments and development programs

FULLY REPORTED

NO

PARTIALLY REPORTED

YES

OMISSION

NO

EXTERNAL ASSURANCE

YES

ANNUAL REPORT PAGE

N/A

CROSS-REFERENCES



RT-CH-210a.1



10

11



SUPPORTING NARRATIVE

1/1

Due to its scale and footprint, MOL Group operations may affect communities. This effect on communities can both be positive (providing work and wages, paying taxes, investing in the community etc.) and negative (emissions, environmental impact, human rights violations, unethical behaviour, unsafe work etc.). The oil and gas industry is under particular scrutiny as operations may pose potential health, safety and environmental risks. Consequently, MOL Group faces the challenging and - if done appropriately - rewarding task of obtaining a "license to operate" in the communities where it operates. MOL Group established a Community Engagement Group Principle (link below) that allows for identification, anticipation and, where possible, control of the effects of stakeholder actions and reactions. A pilot project for the Community Engagement Group Principle took place in 2018 (additional information can be obtained in the 2018 Annual Report - second link below). The Group Principle was applied in MOL Petrochemicals site in Tiszaujvaros (Hungary) in 2018 and the evaluation of the programme is ongoing. Based on the results the regulation will be issued for all MOL Group companies who have Corporate Giving Plan in place (Hungary; Slovakia; Romania; Croatia; Czech Republic; Italy; Slovenia; Serbia; Pakistan; Kazakhstan and Russia) in 2019. PARTIAL RERPORTING EXPLANATION: Percentage of operations with local community engagement not disclosed as prescribed by the GRI Standards as this is not yet applicable.

https://molgroup.info/images/molgroup/pdf/press_centre/publications/mol_group_community_engagement_guide.pdf
https://molgroup.info/en/investor-relations/download-centre#03_annual_reports

As an example, MOL Pakistan, operates through a comprehensive community management approach with a community development function that is responsible for timely engagement with local communities in areas of impacted by operations. MOL Pakistan has a Community Relations Officer (CRO) function that engages with the local impacted community in advance. The CRO is available 24/7 in the operational area. In case of any violation, the CRO reports the incidence to the company and meets with local communities to discuss and resolve the issue in due time. CROs are all hired locally, and belong to the same communities. Before moving in, a socio-economic profile of the area is compiled, including a social impact assessment. During the course of engagement, focus group discussions are held with the communities, wherein the first dialogue is held with the elders of the area (as per local custom), including influential stakeholders. These discussions are followed by "awareness raising sessions", highlighting local issues and potential impact, with possible redressal measures proposed, including development plans for the area concerned. Prior start, all operations are cleared by the relevant government and regulatory authorities. All possible social and environmental impacts are pre-assessed by the relevant regulatory authorities, including Environmental Impact Assessments and open, public sessions with the relevant/associated communities.

SUPPORTING DATA

N/A

NAME OF INDICATOR

N/A

LINK

N/A

NAME OF XLS SHEET

N/A



GRI 102



GRI 103



GRI 200



GRI 300



GRI 400

GENERAL DISCLOSURES

MANAGEMENT APPROACH

ECONOMIC

ENVIRONMENTAL

SOCIAL

401 402 403 404 405 406 407 408 409 410 411 412 413 414 415 416 417 418 419

LOCAL COMMUNITIES

413-2 Operations with significant actual and potential negative impacts on local communities

FULLY REPORTED

YES

PARTIALLY REPORTED

N/A

OMISSION

NO

EXTERNAL ASSURANCE

YES

ANNUAL REPORT PAGE

128

CROSS-REFERENCES



RT-CH-210a.1/EM-EP-210a.3/ER-RM-120a.2



10

11



SUPPORTING NARRATIVE

1/1

MOL Group's Social Engagement Group Practice sets the criteria, steps and methodologies to follow in establishing a relationship with the communities based on the Principles of Engagement in harmony with AA1000 Stakeholder Engagement Standard 2011. In case of major projects affecting a wider society in the place of operation a Social Investment (SI) programme design should be carried out. The SI programme planning occurs simultaneously with the business project design itself. Based on the methodology defined in The Social Engagement Group Practice, before decision on an investment or abandonment project proposal sites/operations shall carry out a Social Impact Assessment (SIA) to identify basic information and ideas about wider societal issues. A context study should also include an analysis of existing local opportunities to improve the Company's effectiveness or strategy execution. These could include: available human resources, government capacity, physical infrastructure (e.g. waste management, town planning, etc.), and local supplier/contractor capabilities

Social Investment priorities shall be aligned with the oil and gas project development timeline to provide the biggest contribution to the Company in each particular phase of the project cycle. Engagement of local community members' (individuals, opinion leaders, non-profit organizations, municipalities, associations etc.) towards the Company must constantly be ensured during operational activities that has effect on the local communities. The engagement process supports the achievement of MOL Group's business success and strategic objectives by establishing high quality partnerships through: identification of stakeholders, resolving issues of stakeholders (through interaction, consensus-based decisions, collaborative solutions etc). In all projects, operations, and also in the event of site abandonments which has significant social impact on the local community the process must be carried out at the earliest phase possible. MOL Group works together with public authorities and social organizations to identify the expectations, needs and aspirations of the communities surrounding our facilities. The lines of action of MOL Group in terms of social commitment are intended to respond to the needs identified in communities, and are based on the criteria of giving the community the capacity to develop itself. MOL Group uses the London Benchmarking Group (LBG) methodology.

MOL Group provides data on the number of grievances (incl. environmental grievances) in the Data Library. Furthermore, MOL Group provides a yearly update on the operations with significant negative impacts on local communities in its Annual Report. Both can be obtained in the following link:

https://molgroup.info/en/investor-relations/download-centre#03_annual_reports

SUPPORTING DATA

N/A

NAME OF INDICATOR

N/A

LINK

N/A

NAME OF XLS SHEET

N/A



GRI 102



GRI 103



GRI 200



GRI 300



GRI 400

GENERAL DISCLOSURES

MANAGEMENT APPROACH

ECONOMIC

ENVIRONMENTAL

SOCIAL

401 402 403 404 405 406 407 408 409 410 411 412 413 414 415 416 417 418 419

LOCAL COMMUNITIES

OG-10

Number and description of significant disputes with local communities and Indigenous people

FULLY REPORTED

YES

PARTIALLY REPORTED

N/A

OMISSION

NO

EXTERNAL ASSURANCE

YES

ANNUAL REPORT PAGE

128

CROSS-REFERENCES



RT-CH-210a.1



10

11



SUPPORTING NARRATIVE

1/2

MOL Group operations are neither located in or are adjacent to indigenous people. As a result, MOL Group does not operate sites where indigenous communities are present and therefore affected by MOL Group activities. Consequently, no disputes with indigenous people are currently registered.

Due to its scale and footprint, MOL Group operations may have impacts that result in disputes with local communities. These are often raised through grievance mechanisms. As an element of community engagement, MOL Group also focuses on managing grievances. MOL Group considers each grievance notification from a community to be significant. To receive and manage grievances from both internal and external stakeholders, an online grievance management system is operated through which anybody can submit an ethical notification. MOL Group Compliance & Ethics department operates a corporate grievance mechanism under the coordination of the Group Ethics Officer and according to the Ethics Council Rules of procedure whereas questions are answered, complaints are investigated and the Ethics Council assesses the raised issues. Description of the Ethics Grievance Channel, and the MOL Group "Speak-Up" whistleblower system can be obtained via the links below:

<https://mol.hu/en/about-mol/ethics-and-compliance/mol-group-s-ethics-management-system/>

<https://molgroup.info/hu/about-mol-group/speak-up>

MOL Group discloses the number of grievances and outcome per location. Furthermore, MOL Group provides supporting description concerning significant disputes with local communities (including environmental and land related) and the outcome in its Annual Report. Both can be obtained through the following link:

https://molgroup.info/en/investor-relations/download-centre#03_annual_reports

CONTINUES ON NEXT SLIDE

SUPPORTING DATA

YES

NAME OF INDICATOR

Total number of grievances from local communities (NEW INDICATOR INTRODUCED IN 2019)

LINK

DATA LIBRARY

NAME OF XLS SHEET

COMMUNITIES



GRI 102



GRI 103



GRI 200



GRI 300



GRI 400

GENERAL DISCLOSURES

MANAGEMENT APPROACH

ECONOMIC

ENVIRONMENTAL

SOCIAL

401 402 403 404 405 406 407 408 409 410 411 412 413 414 415 416 417 418 419

LOCAL COMMUNITIES

OG-10 Number and description of significant disputes with local communities and Indigenous people

FULLY REPORTED

YES

PARTIALLY REPORTED

N/A

OMISSION

NO

EXTERNAL ASSURANCE

YES

ANNUAL REPORT PAGE

N/A

CROSS-REFERENCES



RT-CH-210a.1



10

11



SUPPORTING NARRATIVE

2/2

CONTINUES FROM PREVIOUS SLIDE

Description of a dispute: MOL Pakistan operates in the province of Khyber Pakhtunkhwa in Pakistan, but its operations are not close or adjacent to local communities. However, a number of communities are situated close to the Central Processing Facility (CPF) and the Gas Processing Facility (GPF). As a result, disputes arise from time to time, and can cover the following range of subjects, including, but not limited to a) use of forest land for oil & gas E&P purposes, b) land ownership disputes between co-owners, c) lease issues, mortgage, confiscated & communal land in nature, d) community dispute between two villages on boundary demarcation of each village, e) court cases on ownership & errors in government records etc.

For MOL Pakistan any major action against the company that stops its work from continuing or its operations being affected is considered a form of a significant dispute. For 2018 the nature of the disputes, the parties involved, underlying causes, issues involved, current course of action/status include the following:

- a) Police action for rig demobilization from Mardankhel - 3 Well resulted in delayed tie-in of the well with CPF/GPF. The issue is between locals and government on sole demand of natural gas to the local communities. MOL Group has successfully been able to get funds released from the government for gasification. Now, laying of the flow line and tie-in project has been initiated and will be completed as per plan. Current work in progress.
- b) Similarly, hurdles were created by individuals on positioning of the produced water flow line from CPF to Makori West-1 well. It is the discontinuity of business/income of existing Produced Water Transportation Contractor.

SUPPORTING DATA

YES

NAME OF INDICATOR

Total number of grievances from local communities (NEW INDICATOR INTRODUCED IN 2019)

LINK

DATA LIBRARY

NAME OF XLS SHEET

COMMUNITIES



GRI 102



GRI 103



GRI 200



GRI 300



GRI 400

GENERAL DISCLOSURES

MANAGEMENT APPROACH

ECONOMIC

ENVIRONMENTAL

SOCIAL

401 402 403 404 405 406 407 408 409 410 411 412 413 414 415 416 417 418 419

LOCAL COMMUNITIES

OG-11

Number of sites that have been decommissioned and sites that are in the process of being decommissioned

FULLY REPORTED

YES

PARTIALLY REPORTED

N/A

OMISSION

NO

EXTERNAL ASSURANCE

YES

ANNUAL REPORT PAGE

N/A

CROSS-REFERENCES



11



SUPPORTING NARRATIVE

1/1

MOL Group processes for decommissioning are fully embedded in the Group's HSE Management System, under Element 6: *Design, Construction, Commissioning & Decommissioning*. Assessment and management of HSE risks is an integral part of project design, construction, commissioning and decommissioning which enables sound HSE performance throughout the construction and operational life of the facility. Further information can be obtained following the link below:

https://molgroup.info/images/molgroup/pdf/sustainability/sustainability_and_mol/HSE_management_system/HSE%20Management_System.pdf

During 2018, no sites were decommissioned, nor was any site in the process of being decommissioned at the time of reporting.

SUPPORTING DATA

N/A

NAME OF INDICATOR

N/A

LINK

N/A

NAME OF XLS SHEET

N/A



GRI 102



GRI 103



GRI 200



GRI 300



GRI 400

GENERAL DISCLOSURES

MANAGEMENT APPROACH

ECONOMIC

ENVIRONMENTAL

SOCIAL

401 402 403 404 405 406 407 408 409 410 411 412 413 414 415 416 417 418 419

SUPPLIER SOCIAL ASSESSMENT

414-1 New suppliers that were screened using social criteria

FULLY REPORTED

YES

PARTIALLY REPORTED

N/A

OMISSION

NO

EXTERNAL ASSURANCE

YES

ANNUAL REPORT PAGE

N/A

CROSS-REFERENCES



SUPPORTING NARRATIVE

1/1

SHOULD BE READ AND UNDERSTOOD IN CONJUNCTION WITH GRI 102-9 (SUPPLY CHAIN) AND GRI 204-1 (LOCAL SUPPLIERS)

MOL Group introduced a new group-level, integrated web-based solution that deals with all supplier-related information, from the pre-screening through pre-qualification to the contracting stage. The system is called eSourcing (link below). This system includes automated assessment of risks associated with suppliers based on legal, ethical, financial, health and safety, as well as environmentally related data and documentation. It also facilitates the supplier pre-qualification process.

<https://mol.esourcing.molgroup.info/fw/homepages/registration/>

<https://molgroup.info/hu/online-bidding-registration>

SUPPLIER REGISTRATION – LIST OF QUESTIONS (11 LANGUAGES): <https://mol.hu/en/about-mol/supplier-center/supplier-database-and-e-bidding-system/>

It is obligatory for all new suppliers to be screened using a number of social criteria (defined as ethical, health and safety). As a result, all new suppliers (100%) were screened using social criteria during 2018. Furthermore, all new suppliers must sign and act according to both the Code of Ethics and Business Conduct as well as Business Partner Code Of Ethics. Supporting narrative under the Ethics chapter of the Annual Report regarding ethics coverage in supplier contracts:

https://molgroup.info/en/investor-relations/download-centre#03_annual_reports

https://molgroup.info/images/molgroup/pdf/about_mol_group/ethical_behaviour/MOL_Group_Code_of_Ethics.pdf

https://mol.hu/images/pdf/A_MOL_rol/Beszallitoi_kozpont/uzleti_partneri_etika/business_partner_code_of_ethics_2017.pdf

SUPPORTING DATA

N/A

NAME OF INDICATOR

N/A

LINK

N/A

NAME OF XLS SHEET

N/A



GRI 102



GRI 103



GRI 200



GRI 300



GRI 400

GENERAL DISCLOSURES

MANAGEMENT APPROACH

ECONOMIC

ENVIRONMENTAL

SOCIAL

401 402 403 404 405 406 407 408 409 410 411 412 413 414 415 416 417 418 419

SUPPLIER SOCIAL ASSESSMENT

414-2 Negative social impacts in the supply chain and actions taken

FULLY REPORTED

NO

PARTIALLY REPORTED

YES

OMISSION

NO

EXTERNAL ASSURANCE

YES

ANNUAL REPORT PAGE

N/A

CROSS-REFERENCES



8



SUPPORTING NARRATIVE

1/1

SHOULD BE READ AND UNDERSTOOD IN CONJUNCTION WITH GRI 102-9 (SUPPLY CHAIN) AND GRI 204-1 (LOCAL SUPPLIERS)

MOL Groups asks its suppliers to get acquainted with MOL Group's ethical standards, follow these requirements all times, and extend them to their own supply chain. We expect partners to immediately inform MOL Group on a breach of the Code of Ethics and Business Conduct and the implementation of corrective actions regarding any activity performed in connection with MOL Group operations. In the course of operation of our partners (i.e. by own employee conduct or by their suppliers or sub-contractors, intermediaries, proxies or agents), MOL Group reserves the right to apply corrective measures up to and including termination of business co-operation in accordance with the applicable law. Such breaches can be determined in accordance with the principles stated in the MOL Group Ethics Council Rules of Procedure (Appendix of the MOL Group Code of Ethics and Business Conduct - link below) by MOL Group Ethics Council. If non-compliance or breach emerge, MOL Group partners shall co-operate in clarification. As part of this co-operation MOL Group companies participating in the clarification may ask for verification and if there is a reason for concern, for corrective measures by the following means: a) Self-Assessment: e.g. fill in a questionnaire, conduct internal investigation or solicit information from a third party, e.g. a data provider or public information on compliance; b) certifications/statements: e.g. certification or statement confirming compliance) Pre-Qualification Audits: MOL Group or a third party acting on MOL Group's behalf may contact business partners and ask for permission to verify compliance on their site. MOL Group also regularly performing On-Site audits to verify compliance to MOL standards during suppliers activities on our area of operation. Additional information on MOL Group's supply chain can be obtained via the below link: https://molgroup.info/hu/sustainability/ethics-and-governance/procurement

https://molgroup.info/images/molgroup/pdf/about_mol_group/ethical_behaviour/MOL_Group_Code_of_Ethics.pdf

https://mol.hu/images/pdf/A_MOL_rol/Beszallitoi_kozpont/uzleti_partneri_etika/business_partner_code_of_ethics_2017.pdf

MOL Group provides supporting narrative under the Contractor Safety chapter of the Annual Report regarding any health & safety issues. Information can be obtained using the following link: https://molgroup.info/en/investor-relations/download-centre#03_annual_reports

MOL Group conducts HSE evaluation for all contractors. However, MOL Group does neither monitor, nor register negative social impact in the supply chain

SUPPORTING DATA

N/A

NAME OF INDICATOR

N/A

LINK

N/A

NAME OF XLS SHEET

N/A



GRI 102



GRI 103



GRI 200



GRI 300



GRI 400

GENERAL DISCLOSURES

MANAGEMENT APPROACH

ECONOMIC

ENVIRONMENTAL

SOCIAL

401 402 403 404 405 406 407 408 409 410 411 412 413 414 415 416 417 418 419

PUBLIC POLICY

415-1 Political Contributions

FULLY REPORTED

YES

PARTIALLY REPORTED

N/A

OMISSION

NO

EXTERNAL ASSURANCE

YES

ANNUAL REPORT PAGE

N/A

CROSS-REFERENCES



EM-EP-530a.1



16



SUPPORTING NARRATIVE

1/1

TO BE READ AND UNDERSTOOD IN CONJUNCTION WITH GRI 102-12 AND 102-13

MOL Group has adopted a political activity policy which provides that the company and its affiliates do not, and will not make political contributions or use any corporate funds or assets for any candidates or political parties.

MOL Group, as a leading oil and gas company, plays an active role in a number of trade, industry and professional associations across the European Union. Participation of MOL Group in any trade, industry and/or professional association is coordinated through, and approved in advance by, MOL Group Corporate Affairs Department. MOL Group membership list can be obtained in the link below.

<https://molgroup.info/hu/sustainability/sustainability-and-mol/commitments-to-external-initiatives>

SUPPORTING DATA

N/A

NAME OF INDICATOR

N/A

LINK

N/A

NAME OF XLS SHEET

N/A

**GRI 102****GRI 103****GRI 200****GRI 300****GRI 400**

GENERAL DISCLOSURES

MANAGEMENT APPROACH

ECONOMIC

ENVIRONMENTAL

SOCIAL

401 402 403 404 405 406 407 408 409 410 411 412 413 414 415 **416** 417 418 419**CUSTOMER HEALTH AND SAFETY**

416-1

Assessment of the health and safety impacts of product and service categories

FULLY REPORTED

NO

PARTIALLY REPORTED

YES

OMISSION

NO

EXTERNAL ASSURANCE

YES

ANNUAL REPORT PAGE

N/A

CROSS-REFERENCES



CG-MR-410a.2

**12**

SUPPORTING NARRATIVE

1/1

SHOULD BE READ AND UNDERSTOOD IN CONJUNCTION WITH GRI 416-2

MOL Group is continuously assessing substances that are used by consumers which may have harmful effects on human health or the environment (substances classified as carcinogenic, mutagenic and reproductive toxic – CMR; persistent, bio-accumulative and toxic – PBT; or very persistent or very bio-accumulative – vPvB) or have physical hazards (Flammability, Explosiveness, etc.) within the frame of Registration, Evaluation, Authorization and Restriction of Chemicals (REACH) Regulation. Declarations of compliance with REACH, as well as the relevant safety data sheets, are available on the following websites:

- MOL Hungary: www.reach.mol.hu
- MOL Hungary: <https://mol.hu/en/polymers/certificates>
- MOL-LUB: www.mol.hu/hu/kenoanyag-es-autoapolas
- Slovnaft: www.slovnaft.sk/en/products/material-safety-data-sheets
- INA: www.ina.hr/customers/products-and-services/safe-management-of-product/safety-datasheets-10027/10027
- INA (Maziva): www.ina-maziva.hr/hr/podrska/sigurnosno-tehnicki-list/45?teh_kar=2
- IES: www.molgroupitaly.it/it/prodotti-e-servizi/prodotti-petroliferi/benzine-e-gasoli

MOL Group is continuously updating the REACH dossiers. The submitted and updated information will inform customers about the product and their impact on human health and the environment. MOL Group is committed to follow the updates of the Candidate List of Substances of Very High Concern, and based on actual knowledge, the products manufactured in MOL Group Refineries do not contain (no intentional blending) any of the 197 substances listed on the Candidate List.

PARTIAL RERPORTING EXPLANATION:

Products are continuously assessed for improvement as dossiers are revised as data is collected. Changes typically take place following legal requirements or because the European Chemical Agency requests it. However MOL Group does not disclose the percentage of significant product/service categories for which health and safety impacts are assessed for improvement as prescribed by the GRI Standards.

SUPPORTING DATA

N/A

NAME OF INDICATOR

N/A

LINK

N/A

NAME OF XLS SHEET

N/A



GRI 102



GRI 103



GRI 200



GRI 300



GRI 400

GENERAL DISCLOSURES

MANAGEMENT APPROACH

ECONOMIC

ENVIRONMENTAL

SOCIAL

401 402 403 404 405 406 407 408 409 410 411 412 413 414 415 416 417 418 419

CUSTOMER HEALTH AND SAFETY

416-2

Incidents of non-compliance concerning the health and safety impacts of products and services

FULLY REPORTED

YES

PARTIALLY REPORTED

N/A

OMISSION

NO

EXTERNAL ASSURANCE

YES

ANNUAL REPORT PAGE

N/A

CROSS-REFERENCES



12



SUPPORTING NARRATIVE

1/1

SHOULD BE READ AND UNDERSTOOD IN CONJUNCTION WITH GRI 416-1

During 2018, MOL Group did not register any incidents of non-compliance with regulations and/or voluntary codes concerning the health and safety impacts of products and services (REACH related, GRI 416-1) in neither MOL Refining, MOL Petrochemicals, MOL Lubricants, Slovnaft or INA.

SUPPORTING DATA

N/A

NAME OF INDICATOR

N/A

LINK

N/A

NAME OF XLS SHEET

N/A



GRI 102



GRI 103



GRI 200



GRI 300



GRI 400

GENERAL DISCLOSURES

MANAGEMENT APPROACH

ECONOMIC

ENVIRONMENTAL

SOCIAL

401 402 403 404 405 406 407 408 409 410 411 412 413 414 415 416 417 418 419

MARKETING AND LABELLING

417-1 Requirements for product and service information and labelling

FULLY REPORTED

YES

PARTIALLY REPORTED

N/A

OMISSION

NO

EXTERNAL ASSURANCE

YES

ANNUAL REPORT PAGE

N/A

CROSS-REFERENCES



SV-AD-220a.1



12



SUPPORTING NARRATIVE

1/1

Given the integrated nature of MOL Group, it is subject to a number of requirements for its product and service information, and labelling within petrochemicals and lubricants (Downstream), fuel and non-fuel products (Consumer Services). All products are covered by and assessed for compliance.

REFINING AND PETROCHEMICALS: MOL Group provides transparent information about the HSE impacts of products by giving the MSDS (material safety data sheet). MOL Group prepares Safety Data Sheets not only for hazardous products, which is mandatory according to 1907/2006/EC (REACH) Regulation, but for the not classified products as well. Although polymers are not hazardous materials, MSDS complies with the CLP (Classification, Labelling and Packaging) Regulation, which is a European Union regulation aligning EU system of classification, labelling and packaging of chemical substances and mixtures to the Globally Harmonized System (GMS). This include information on the safe use of a product, the disposal of the product, or the sourcing of its components. MOL Group immediately updates its manufacturer's statement as soon as the SVHC (Substances of Very High Concern) list changes. Access to this information helps customers to make informed purchasing choices. Link : <https://www.molgroupchemicals.com/articles/1/catalogues-certificates>

LUBRICANTS: Front labels of MOL Group lubricants and auto chemicals contain brand name, product category, benefit and hint for application. Back labels contain all other information according to legal requirements. MOL Lubricant prepares its back labels taking into account current regulatory requirements. The back label elements are identical as those written under the MSDS. The back label includes product name, use, dangerous elements, expiration time, production time, batch number and hazard pictogram, if applicable EUH, H, P phrases. These phrases refer to dangers in relation to the use of the product, describing precautionary measures in case of accident ("H" "hazard statement" or "P" for "precautionary statement"). MOL Lubricants has presence in nearly 50 countries around the world. Obligatory texts are written in ~12 languages. If a country has particular regulations MOL Groups completes the text with special requirements. Link: <https://mol.hu/en/for-the-business/chemicals/base-oils/>

FUEL: Fuel labelling is regulated by the European law. Four elements must to appear on the fuel stickers: fuel octane, fuel type, quality description, ID sign, as brand name is optional. MOL Group is in compliance with all EU legislation on fuel product and service information and labelling

NON-FUEL: As a result of the 2030 strategy and the introduction of the Fresh Corner concept at service stations, MOL Group places increasing emphasis on information and labelling for own-products. MOL Group is in compliance with EU as well with local legislation on the matter.

SUPPORTING DATA

N/A

NAME OF INDICATOR

N/A

LINK

N/A

NAME OF XLS SHEET

N/A



GRI 102



GRI 103



GRI 200



GRI 300



GRI 400

GENERAL DISCLOSURES

MANAGEMENT APPROACH

ECONOMIC

ENVIRONMENTAL

SOCIAL

401 402 403 404 405 406 407 408 409 410 411 412 413 414 415 416 417 418 419

MARKETING AND LABELLING

417-2

Incidents of non-compliance concerning product and service information and labelling

FULLY REPORTED

YES

PARTIALLY REPORTED

N/A

OMISSION

NO

EXTERNAL ASSURANCE

YES

ANNUAL REPORT PAGE

N/A

CROSS-REFERENCES



SV-AD-220a.3



12



SUPPORTING NARRATIVE

1/1

Given the integrated nature of MOL Group's oil & gas operations, MOL Group is subject to a number of Requirements for product and service information and labelling within petrochemicals and Lubricants (Downstream), as well as fuel and non-fuel products (Consumer Services). MOL Group tracks any incident of non-compliance concerning product and service information and labelling. Below an overview of all four areas:

REFINING AND PETROCHEMICALS: Two incidents of non-compliance concerning product and service information and labelling were recorded during 2018, resulting in a warning.

LUBRICANTS: No incidents of non-compliance concerning product and service information and labelling were recorded during 2018

FUEL: No incidents of non-compliance concerning product and service information and labelling were registered during 2018

NON-FUEL: During 2018, there were two non-fuel incidents of non-compliance concerning product and service information and labelling: one was due to incorrect price tag and another one was due to the absence of a price tag. A warning was given, no fine or penalty were handed out.

SUPPORTING DATA

N/A

NAME OF INDICATOR

N/A

LINK

N/A

NAME OF XLS SHEET

N/A



GRI 102



GRI 103



GRI 200



GRI 300



GRI 400

GENERAL DISCLOSURES

MANAGEMENT APPROACH

ECONOMIC

ENVIRONMENTAL

SOCIAL

401 402 403 404 405 406 407 408 409 410 411 412 413 414 415 416 417 418 419

MARKETING AND LABELLING

417-3 Incidents of non-compliance concerning marketing communications

FULLY REPORTED

YES

PARTIALLY REPORTED

N/A

OMISSION

NO

EXTERNAL ASSURANCE

YES

ANNUAL REPORT PAGE

N/A

CROSS-REFERENCES



SV-AD-270a.1



12



SUPPORTING NARRATIVE

1/1

In order to avoid misleading advertising, MOL Group thoroughly examines the intelligibility of the messages it seeks to convey. Most commonly, this means doing research with focus groups, where participants are able to express their opinions and insights about particular messages and visuals. MOL Group uses this method at the early and mid-phases of developing advertisements so as to obtain continuous feedback about how understandable and clear the messages MOL Group wants to communicate are. In addition, all communication materials are checked by the Legal department - both at the Group level and locally in countries where MOL Group operates - before they are released to the public. This process promotes more responsible advertising.

<https://molgroup.info/hu/sustainability/ethics-and-governance/responsibility-in-marketing-processes>

No incidents of non-compliance with regulations and/or voluntary codes concerning marketing communications were recorded during 2018, including:

- i) no incidents of non-compliance with regulations resulting in a fine or penalty were registered;
- ii) no incidents of non-compliance with regulations resulting in a warning were registered;
- iii) no incidents of non-compliance with voluntary codes were registered.

SUPPORTING DATA

N/A

NAME OF INDICATOR

N/A

LINK

N/A

NAME OF XLS SHEET

N/A



GRI 102



GRI 103



GRI 200



GRI 300



GRI 400

GENERAL DISCLOSURES

MANAGEMENT APPROACH

ECONOMIC

ENVIRONMENTAL

SOCIAL

401 402 403 404 405 406 407 408 409 410 411 412 413 414 415 416 417 418 419

CUSTOMER PRIVACY

418-1

Substantiated complaints concerning breaches of customer privacy and losses of customer data

FULLY REPORTED

YES

PARTIALLY REPORTED

N/A

OMISSION

NO

EXTERNAL ASSURANCE

YES

ANNUAL REPORT PAGE

129

CROSS-REFERENCES



CG-MR-230a.1/ CG-MR-230a.2



16



SUPPORTING NARRATIVE

1/1

Protection of personal data is of key importance for MOL Group. MOL Group companies, as data controllers, are responsible for ensuring compliance with all applicable data protection requirements. MOL Group is committed to conducting its business in accordance with all applicable data protection laws and regulations especially with the GDPR and in line with the highest standards of ethical conduct.

During 2018, MOL Group registered one substantiated complaint concerning breach of customer privacy. MOL Group did not register any case concerning leaks, theft or loss of customer data concerning 2018.

Information regarding 2018 focus and results (incl. especial emphasis on GDPR), can be obtained at the Annual Report:

https://molgroup.info/en/investor-relations/download-centre#03_annual_reports

Further information can be obtained via the below links:

<https://molgroup.info/hu/sustainability/ethics-and-governance/ethics-and-compliance>

<https://molgroup.info/hu/privacy-policy>

https://molgroup.info/images/molgroup/pdf/recruitment_privacy_statement/privacy_notice_-_mol_group_english.pdf

https://www.mollimo.hu/pdf/EN/privacy_policy_on_the_processing_of_certain_personal_data_generated_in_the_course_of_using_car_sharing_services.pdf

SUPPORTING DATA

N/A

NAME OF INDICATOR

N/A

LINK

N/A

NAME OF XLS SHEET

N/A



GRI 102



GRI 103



GRI 200



GRI 300



GRI 400

GENERAL DISCLOSURES

MANAGEMENT APPROACH

ECONOMIC

ENVIRONMENTAL

SOCIAL

401 402 403 404 405 406 407 408 409 410 411 412 413 414 415 416 417 418 419

SOCIOECONOMIC COMPLIANCE

419-1 Non-compliance with laws and regulations in the social and economic area.

FULLY REPORTED

YES

PARTIALLY REPORTED

N/A

OMISSION

NO

EXTERNAL ASSURANCE

YES

ANNUAL REPORT PAGE

126

CROSS-REFERENCES



EM-RM-520a.1



16



SUPPORTING NARRATIVE

1/1

Group Compliance and Ethics organization and local teams have a constantly adjusted scope to the changing regulatory and business environment (Group Compliance Program), which does not cover all aspects of laws, regulations or standards that are handled by standard functions, it rather focuses on those compliance risks which require engagement on corporate level, e.g. competition law, anti-corruption legislation compliance, personal data protection rules and international trade controls and to prevent insider trading. Group Compliance Program is operated for minimizing compliance exposure by conducting audits, keeping records and process management. Compliance activity has the following features which are essential to implement MOL Group's Compliance Program successfully:

- Independent: Compliance has its own organization, experts and budget in MOL Group
- Credible: in-house enforcement of internal and external commitments by making audits and keeping up-to-date records for the authority and investors
- Authorized: all employees are obliged to support the operation of Compliance Program and activity of compliance teams
- Group-level quality assurance: regularly analyses and develops efficiency of group-level compliance risk management and business compliance control processes in order to mitigate risks
- Reporting: Compliance operates whistle-blower system and directly reports to Supervisory Board

Additional information can be obtained through the following link:

<https://molgroup.info/hu/sustainability/ethics-and-governance/ethics-and-compliance>

During 2018, MOL Group registered HUF 14 million of HSE related penalties. Furthermore, MOL Group discloses litigation related information inside the Annual Report under "Outcome of Certain Litigations", "Legal Provisions", and "Authority Procedures, Litigation". Additional information can be obtained in the link below:

https://molgroup.info/en/investor-relations/download-centre#03_annual_reports

SUPPORTING DATA

N/A

NAME OF INDICATOR

N/A

LINK

N/A

NAME OF XLS SHEET

N/A



GRI 102



GRI 103



GRI 200



GRI 300



GRI 400

GENERAL DISCLOSURES

MANAGEMENT APPROACH

ECONOMIC

ENVIRONMENTAL

SOCIAL

401 402 403 404 405 406 407 408 409 410 411 412 413 414 415 416 417 418 419

SOCIOECONOMIC COMPLIANCE

OG-12

Operations where involuntary resettlement took place, number of household resettled and how livelihood was affected in the process

FULLY REPORTED

YES

PARTIALLY REPORTED

N/A

OMISSION

NO

EXTERNAL ASSURANCE

YES

ANNUAL REPORT PAGE

N/A

CROSS-REFERENCES



EM-EP-210a.3



10

11



SUPPORTING NARRATIVE

1/1

According to policy MOL Group avoids involuntary resettlement to the extent feasible, or to minimize and mitigate its adverse social and economic impacts. Where avoidance is not feasible, the key objective is to assist displaced households in their efforts to improve or at least restore their incomes and standards of living following displacement. The policy also covers direct economic and social impacts caused by a) the involuntary taking of land resulting in relocation or loss of shelter, loss of assets or access to assets; or loss of income sources or means of livelihood, whether or not the affected persons must move to another location; and (b) the involuntary restriction of access to legally designated parks and protected areas resulting in adverse impacts on the livelihoods of the displaced persons.

Development projects must seek to avoid involuntary resettlement. However, if an activity entails involuntary resettlement of households, the project must follow resettlement policy requirements. The actions to be taken to process the resettlement component of projects fall into three categories:

I. Preparing the resettlement component: Surveys of the project area to obtain census and socioeconomic data; Finalizing resettlement entitlements Identifying resettlement sites and programs ; Coordinate organizations / agencies to deliver resettlement assistance; and Devising budgets and plans for implementing and monitoring the resettlement activity.

II. Preparing the resettlement planning documents: coordinate with all agencies involved to develop the required planning document; determine the type of resettlement planning documents required; have resettlement plans agreed with affecting communities; and have plans reviewed and approved by relevant organisation/agencies

III. Developing systems for supervising and monitoring implementation: take steps to ensure that implementation arrangements are adequate; and arrange for internal and external resettlement monitoring during implementation.

No displacements were made during the year 2018.

SUPPORTING DATA

N/A

NAME OF INDICATOR

N/A

LINK

N/A

NAME OF XLS SHEET

N/A



GRI 102



GRI 103



GRI 200



GRI 300



GRI 400

GENERAL DISCLOSURES

MANAGEMENT APPROACH

ECONOMIC

ENVIRONMENTAL

SOCIAL

401 402 403 404 405 406 407 408 409 410 411 412 413 414 415 416 417 418 419

SOCIOECONOMIC COMPLIANCE

OG-13 Number of process safety events by business activity

FULLY REPORTED

YES

PARTIALLY REPORTED

N/A

OMISSION

NO

EXTERNAL ASSURANCE

YES

ANNUAL REPORT PAGE

125

CROSS-REFERENCES



EM-RM-540a.1/ EM-EP-540a.1



3

8

11



SUPPORTING NARRATIVE

1/1

The main goal of process safety management (PSM) is to establish and operate an efficient system which ensures the prevention of technology-related process incidents (leakages, fires, explosions, etc.) and protects people, assets and environment against harm. Implementation of a process safety management in MOL Group started back in 2006. MOL Group's PSM-related goal is to continuously decrease the number and severity of process incidents and be in the top 25 percentile of CONCAWE and IOGP benchmarks. MOL Group PSM requirements are incorporated in the highest level document - HSE Management System and relevant businesses are required to comply with these requirements.

https://molgroup.info/images/molgroup/pdf/sustainability/sustainability_and_mol/HSE_management_system/HSE%20Management_System.pdf

Number of process safety events and supportive narrative explaining the main causes can be obtained at the Data Library and the Annual Report:

https://molgroup.info/en/investor-relations/download-centre#03_annual_reports

Furthermore, MOL Group provides PSE related figures (including supporting explanations) on a quarterly basis through its Quarterly Earnings Reports, under the section *STAINABLE DEVELOPMENT & HSE HIGHLIGHTS*. Quarterly capital markets communication materials can be obtained through the following link:

https://molgroup.info/en/investor-relations/download-centre#02_quarterly_reports

SUPPORTING DATA

YES

NAME OF INDICATOR

TIER1 Process Safety Events / TIER 2 Process Safety Events / TIER1 +2 Process Safety Events

LINK

DATA LIBRARY

NAME OF XLS SHEET

HEALTH & SAFETY



GRI 102



GRI 103



GRI 200



GRI 300



GRI 400

GENERAL DISCLOSURES

MANAGEMENT APPROACH

ECONOMIC

ENVIRONMENTAL

SOCIAL

401

402

403

404

405

406

407

408

409

410

411

412

413

414

415

416

417

418

419

SOCIOECONOMIC COMPLIANCE

OG-14

Volume of biofuels produced and purchased meeting sustainability criteria

FULLY REPORTED

YES

PARTIALLY REPORTED

N/A

OMISSION

NO

EXTERNAL ASSURANCE

YES

ANNUAL REPORT PAGE

N/A

CROSS-REFERENCES



EM-RM-410a.2



7

13

15



SUPPORTING NARRATIVE

1/1

MOL Group does not produce biofuels. However, two MOL Group companies (MOL Plc. and Slovnaft) have minority shares in joint ventures that are involved in the production of biodiesel. These companies (Rossi Biofuel and Meroco) operate independently from MOL Group and are considered financial investments.

In 2018, MOL Plc. and Slovnaft purchased 490 million litres of bio-components for the purpose of blending it into petrol and diesel products. MOL Group uses both conventional and waste-based biofuels only from sustainable sources. These are produced from certified renewable sources and from waste feedstock, including used cooking oil which is collected through the service station network of MOL Group.

The bio-components purchased in 2018 comply with the requirements of the EU Renewable Energy Directive. MOL Group companies (MOL Plc., Slovnaft and INA) comply with the European ISCC (International Sustainability and Carbon Certification System) as distributors. ISCC certifies the entire supply chain of bio-based feedstocks and renewables to ensure the application of strict ecological and social sustainability standards, greenhouse gas emissions savings and traceability throughout the supply chain.

More information can be obtained through the following links:

<https://molgroup.info/en/sustainability/climate-change/renewable-energy>

<https://slovnaft.sk/en/about-us/sustainable-development-and-hse/climate-change/research-and-development/biofuels-for-gasoline-and-diesel-engines/>

<https://www.ina.hr/about-ina-9845/news/ina-introduces-bio-component-diesel-fuels-to-its-petrol-stations/3867>

<https://www.rossibiofuel.hu/en/>

<https://www.meroco.sk/en/>

SUPPORTING DATA

N/A

NAME OF INDICATOR

N/A

LINK

N/A

NAME OF XLS SHEET

N/A

GRI STANDARDS REPORTING TABLE

DISCLAIMER

Certain information set forth in this presentation contains "forward-looking information". All statements, other than statements of historical fact, are forward-looking statements. Such forward-looking statements necessarily involve known and unknown risks and uncertainties, which may cause actual performance and financial results in future periods to differ materially from any projections of future performance or result expressed or implied by such forward-looking statements. As a result, these statements are not guarantees of future performance and undue reliance should not be placed on them.

The information in this presentation, in accordance with the Global Reporting Initiative (GRI) framework, is shared based on the best available data at the date of publication. In some cases where measurement results were not available the data disclosed is based on estimation. While the Information is considered to be true and correct at the date of publication, changes in circumstances after the time of publication may impact on the accuracy of the Information. The Information may change without notice. In some cases, the data related to the indicators presented in this report does not form part of the document itself. In such cases the data can be found either in the Annual Report or in the Data Library of MOL Group. These reports altogether form the sustainability reporting of MOL Group and must be read together for complete understanding of sustainability performance.

CONTACT DETAILS

SUSTAINABLE DEVELOPMENT

sd@mol.hu

MOL GROUP

GRI STANDARDS REPORTING TABLE