

# MRV ENGENHARIA IMPLEMENTING THE SDG IN BUSINESS STRATEGY

How the UN Sustainable Development Goals are aligned and create value for MRV



**MRV**  
Engenharia

Produced by ImpactLab - June 2018

In 2016, MRV reaffirmed its commitment to sustainable development by becoming a signatory to the Global Compact. Its actions, already directed towards responsible management and geared towards the generation of positive social and environmental impacts, began to contribute, in a more articulated way, to the achievement of global development goals. The accomplishment of this present diagnosis reflects the internalization of these values in its business processes, with a focus on maximizing the impact generated and mitigating socio-environmental risks.

*"This is our contribution to the building of **a fairer and more sustainable market**. With the Global Compact we will be able to **evaluate, implement and give more visibility** to the positive initiatives we have implemented in the company. "*

Eduardo Fischer  
President  
MRV Engenharia



## *Why is **defining impact indicators aligned with the SDGs** so important for MRV?*



The **alignment in the measurement of the impact generated by MRV with the SDGs** is fundamental for deepening the management of the organizational impact, considering the commitments agreed under the Global Compact. The result of this diagnostic work also materializes in the possibility of a **more accurate selection of indicators composing globally recognized impact matrices**. Thus, managers will be able to monitor more effectively the impact from actions taken and **better understand how this local action is articulated and helps in the promotion of global objectives**.

The analyses were carried out with the purpose of refining the management and enhancing the impact generated by MRV. **All the diagnoses were structured considering the UN impact matrix as a fundamental strategic pillar**. Following the proposed methodology, the matrix of Profit and Result Sharing (PLR) was selected for a first evaluation of maturity. The definition of the focus of analysis was based on the scope and system used to monitor the targets already implemented. All areas of the organization have agree-upon **PLR goals and calculation periodicity**.

The PLR targets of the areas were evaluated and connected to the UN impact matrix. The goals with the highest correlation with SDGs were prioritized. Together with the presentation of this analysis, we also suggest certain indicators that can help the organization in the management of its impact.

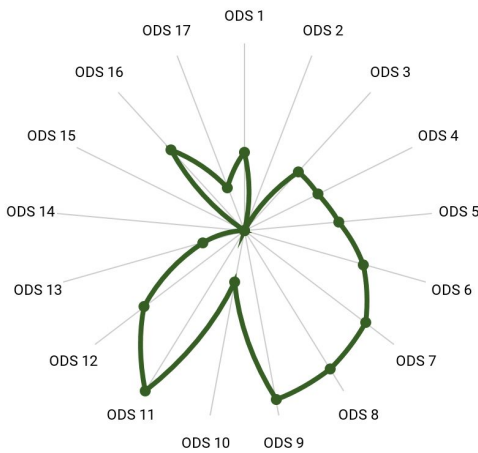
# Affinity Map



The Affinity Map represents the relationship between MRV's performance and SDGs. The percentages presented show the degree of correlation between the actions performed by the organization with each of the 17 Goals. The Map presents the SDGs prioritized by the analysis of employees.

## Affinity Radar

The Radar and the Table show the numerical correlation of MRV Affinity Map as a percentage scale from 0 to 100.



SDG	%
SDG 1	41.50
SDG 2	0.00
SDG 3	42.4
SDG 4	43.60
SDG 5	50.40
SDG 6	66.00
SDG 7	80.90
SDG 8	86.70

SDG 9	91.60
SDG 10	27.60
SDG 11	100.00
SDG 12	67.00
SDG 13	23.30
SDG 14	0.00
SDG 15	0.00
SDG 16	58.50
SDG 17	24.50

## Goals

The diagnosis contemplated the analysis and prioritization of the SDGs goals, according to MRV's performance. 27 goals were prioritized.



**11.1** By 2030, ensure access for all to adequate, safe and affordable housing and basic services and urbanize slums

**11.6** By 2030, reduce the adverse per capita environmental impact of cities, paying special attention to air quality and municipal and other waste management

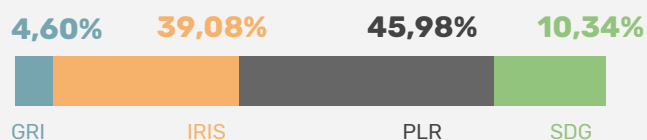


**9** INDUSTRY, INNOVATION AND INFRASTRUCTURE

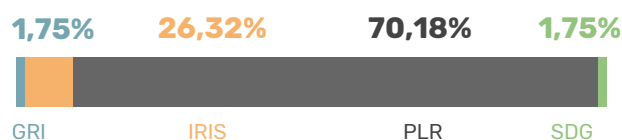
**9.a** Facilitate sustainable and resilient infrastructure development in developing countries through enhanced financial, technological and technical support to African countries, less developed countries, landlocked developing countries and small island developing States

## Indicators

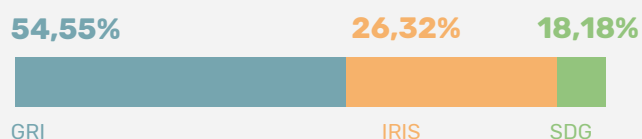
**87** *Selected indicators*



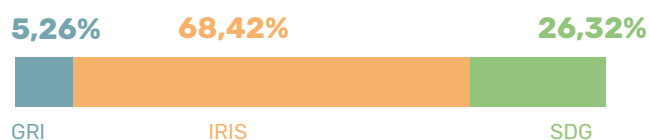
**57** *Already monitored indicators*



**11** *Unmonitored indicators, but available data*



**19** *Unmonitored indicators, and not available data*



No.	Indicator	Base of Origin	Relation with the SDG Matrix	Determination ready carried out by the organization	Internal data available for determination	Area in charge
1	Emissions related to Scope 1 of greenhouse gases (per unit built)	MRV (PLR)	SDG 13	Yes		Environment
2	Ratio between basic salary and remuneration of women and men	GRI (405-2)	SDG 5 SDG 8 SDG 10	No	Yes	All

The answer "Yes" to the item "Internal data available for determination" reflects the existence of the data at the level of grouping that allows for the immediate determination or the need for non-complex systematization for its feasibility. The answer "No" reflects the lack of data at the grouping level that allows for the immediate determination, or the need for complex systematization for its feasibility, or the non feasibility of mapping on the availability.

# General Affinity Map

Below is the relationship of each SDG with the areas of MRV.



The General Affinity Map shows the consolidated relationships of the Affinity Maps of the areas. The progressive color scale reflects the correlation of the area's performance with the SDG.

### Legend

Correlation



Understand how was the joint construction of this diagnosis and the contribution of each area to the success of this process.



*Engagements of the areas in SDGs diagnosis*

**1.189**

Participations in the 1<sup>st</sup> Phase of SDG research

**21%** of employees of the areas

**7,05%** of the employees of MRV

Prioritized

**33** areas

With an average of **169** employees per area

*Engagements of the areas in SDGs diagnosis*

**20 de 130**

*Managers participated in the 2<sup>nd</sup> Phase of SDG research*



*Respondent data*



**56,43%**  
Female Respondents



**43,57%**  
Male Respondents

*Engagements of the areas in SDGs diagnosis*

**22**

*MRV employees participated in the SDG Workshop*



**32**

*Collaborators participated in the Diagnostic Delivery Workshop for each MRV area*