

OUR SUSTAINABILITY JOURNEY

2016 CORPORATE SUSTAINABILITY REPORT



TABLE OF CONTENTS

LETTER FROM THE CHAIRMAN AND CEO	1	OUR OPERATIONS	20
OUR REPORT	2	About ADM	20
Materiality Assessment	2	Where We Operate	21
OUR COMMITMENTS	5	Sustainability Governance	22
Environmental Policy	6	Technology and Innovation	22
Our Commitment to No-Deforestation	7	- R&D Internally & In Collaboration with External Partners	23
Our Commitment to Respect Human Rights	7	- Efficiency Improvements	24
Code of Conduct	8	GMOs	25
Commitment to Ethical Conduct and Anti-Corruption Compliance	9	Environmental	26
Issues and Resolutions	9	- Tracking/Management	26
Signatory of the UN Global Compact	10	- Energy	27
Signatory of ITC's Trade for Sustainable Development Principles	10	- Emissions	28
Memberships	10	- Water	29
		- Waste	30
OUR SUPPLY CHAIN	11	Food Safety and Quality	31
Supplier Expectations	12	OUR PEOPLE	33
No-Deforestation, No-Peat and No-Exploitation Implementation	12	Health & Safety	34
- Palm	13	OUR COMMUNITIES	36
- Soy	15	ADM Cares	36
Respect for Human Rights Implementation	17	- Strong Roots	37
Supply Chain Partnerships and Certifications	18	- Strong Communities	37
		- Strong Bonds	38
		APPENDIX	39
		Third party verification	39
		GRI Content Index	42

LETTER FROM THE CHAIRMAN AND CEO

DEAR STAKEHOLDERS:

One of the most important elements of our work to build the world's most successful and enduring global agribusiness and food-ingredient provider is our commitment to demonstrating respect for our colleagues, our communities and the environment. The steps we take to act more sustainably as a company – both now and in the future – are helping to ensure that ADM remains a leader in our industry.

In 2016, we made measurable progress in the areas of social and environmental responsibility as we continued along our sustainability journey. In 2015, ADM adopted and began implementing a comprehensive No-Deforestation Policy and a Respect for Human Rights Policy, and we took great strides last year to advance those commitments. We are extremely proud to be a participant in the UN Global Compact and remain committed to its Ten Principles, which are focused on upholding responsibilities in the areas of human rights, labor, the environment, and anti-corruption. In 2016, we also saw the

implementation of hundreds of efficiency projects and operational improvements produce impressive results, as we achieved further reductions in our carbon emissions, water and energy use per unit of production. These results put us on a path to meet or exceed our original goal of achieving 15 percent reductions in each area in the coming years.

Through ADM Cares, our social investment program, we provided more than \$11 million in grants to organizations making a meaningful difference in the areas of education, sustainable agriculture, hunger relief, and the environment. Safety is another key priority in our sustainability efforts. While nearly 80 percent of our locations completed the year with no recordable injuries, there is need for improvement of our safety record. Our vision that "Only Zero Is Acceptable" will continue to guide our actions as we implement improvement plans and strive to reach our goal of zero incidents and zero injuries.

Armed each day with enthusiasm and creativity, our nearly 32,000 colleagues around the globe are dedicated to growing our business in ways that are ethical, responsible and sustainable. I am proud of the progress we are making, and look forward to continuing our good work.

Thank you for taking the time to review ADM's 2016 Corporate Sustainability Report. We welcome your comments and suggestions at sustainability@adm.com.



A handwritten signature in black ink that reads "Juan R. Luciano". The signature is written in a cursive, flowing style.

Juan R. Luciano
Chairman and CEO

OUR REPORT

Materiality Assessment

In 2016, ADM engaged Deloitte Advisory to undertake a formal materiality assessment to help inform our Corporate Sustainability Report. We asked Deloitte to apply its knowledge of the Global Reporting Initiative (GRI) methodology and our industry to select stakeholders for engagement. Deloitte narrowed the field of potential topics to a specific set that could be rated and ranked by stakeholders. The process did not limit materiality to a select number of topics; rather, all topics that scored a certain rating were marked as material.

Working with ADM, Deloitte included and surveyed a variety of internal and external stakeholders and conducted secondary research that included a review of documents published by a variety of parties. To select the list of stakeholders to include in the materiality assessment, ADM and Deloitte applied GRI's stakeholder selection criteria as outlined below:

- **Responsibility** – Stakeholders linked to the organization through legal, financial, operational regulations, contracts and/or policies.
- **Influence** – Stakeholders who have the ability to influence whether or not the organization can reach its intended goals, including those with formal decision-making power, internally or externally.
- **Proximity** – Stakeholders on whom the organization depends for daily operations and those living close to operation sites.
- **Dependency** – Stakeholders who are most dependent on the organization's operations, such as customers/clients reliant on the organization's products and services, and suppliers for which the organization is a large client.

- **Representation** – Stakeholders who represent key institutions with whom the organization interacts, such as community leaders, local politicians, etc.

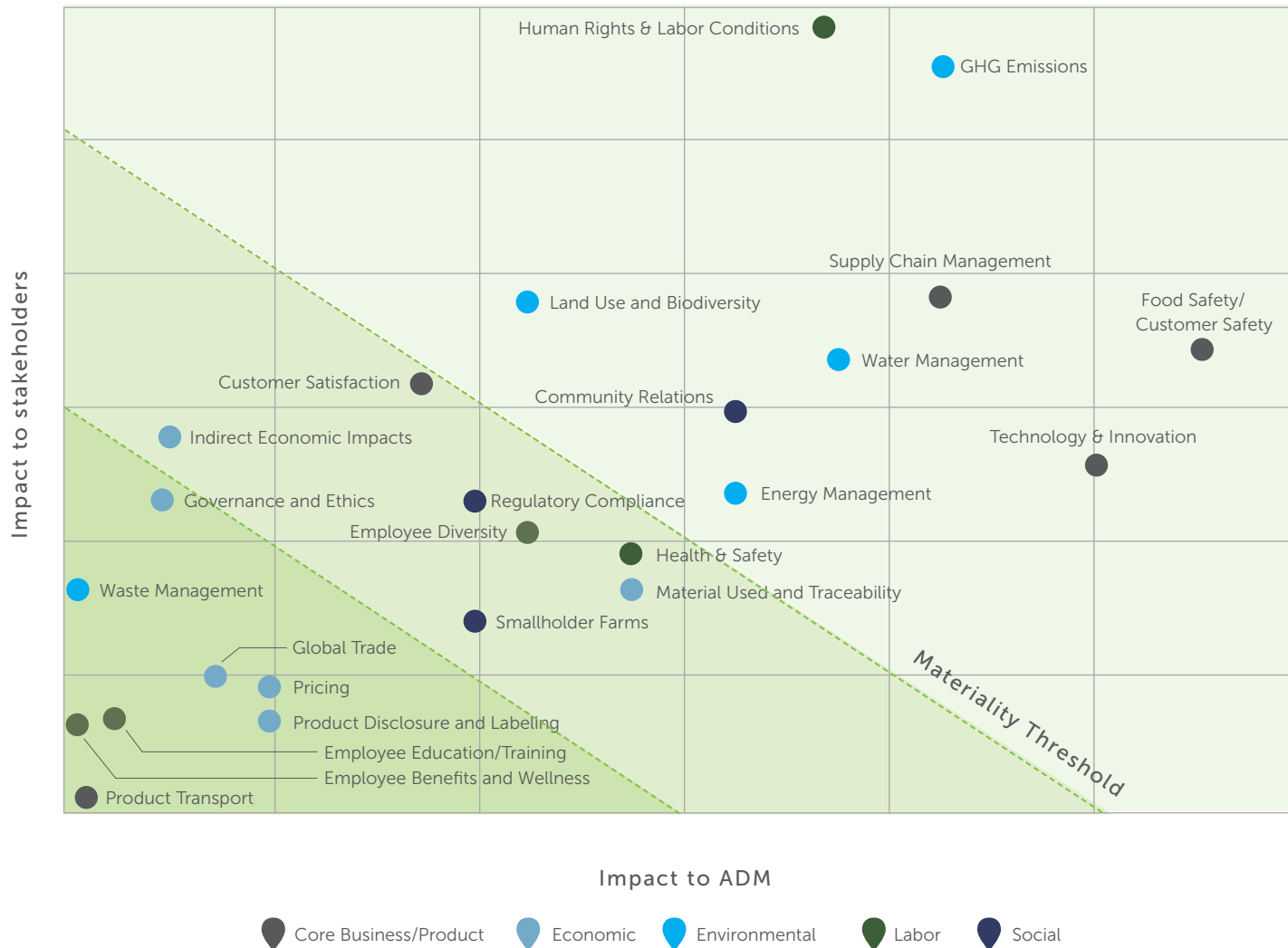
The following stakeholder groups were included as part of the materiality assessment:

- ADM leadership – interviews
- Investors – interviews
- Analysts – secondary research
- Customers – interviews and secondary research
- Employees – survey
- Trade associations – interviews and secondary research
- Regulators – secondary research
- Civil society/NGOs – interviews

The process revealed that several key topics were consistent across all stakeholder groups, with deforestation, human rights, and environmental criteria among the primary concerns raised.

OUR REPORT

In order to define materiality, topics were then further ranked and prioritized based on current management programs; potential risks; and economic, environmental, and social impacts.



Ongoing engagement via customer feedback, NGO inquiries, and the efforts of our investor relations team have provided continuing feedback that helps direct our programs. To ensure proper long-term focus, the materiality assessment will be updated at regular intervals in the future.

ADM sustainability initiatives that address topics that are significant to stakeholders



Community Relations

ADM Cares provided more than \$11M in grant to organizations — See our Communities section.




GHG Emissions

Emission reductions through efficiency programs as well as operational improvements — See Our Operations section.



Supply Chain Management

Commitment to No-Deforestation and Commitment to Respect Human Rights — See Supply Chain section.




Energy Management

Energy reductions through efficiency programs and operational improvements — See Our Operations section.



Human Rights & Labor Conditions

Commitment to Respect Human Rights, which is applicable to employees as well as suppliers — See Our Supply Chain section.



Technology & Innovation

38 Innovation centers, 700 scientists and engineers globally, and collaboration with external partners — See Our Operations section.



Food Safety/ Customer Safety

Food and feed safety audits, third party certifications, continuous improvement program covering food safety systems and procedures — See Our Operations section.



Land Use & Diversity

Commitment to No Deforestation, which covers both the palm oil and soy supply chains — See Our Supply Chain section.



Water Management

Reduction in water through efficiency programs and operational improvements — See Our Operations section.

OUR COMMITMENTS

ADM has set forth several key social and environmental corporate policies. Collectively, these commitments outline our expectations for our colleagues, business partners and contractors, and our organization as a whole. They establish clear standards that govern our approach to raw-material sourcing, environmental stewardship and employee conduct, among other areas, and they state our positions on issues of widespread public interest. These standards were developed with input from our operations, law, compliance, environmental, and health and safety teams, and were approved by Chairman and CEO Juan Luciano.



**Establishing clear
guidelines and expectations**

OUR COMMITMENTS

Environmental Policy

A Commitment to Good Stewardship

ADM's Environmental Policy sets forth our commitment to:

- Establish programs and practices intended to ensure operations are conducted in an environmentally sound manner and that applicable laws and regulations are followed;
- Commit the resources needed to support and implement these programs and practices;
- Perform periodic evaluations to ensure that the ADM environmental programs and practices established to support its requirements are working effectively;
- Communicate and reinforce accountability for environmental stewardship throughout the company;
- Provide training as needed to assist colleagues in understanding their environmental responsibilities and carrying out their job duties in ways consistent with sound environmental practices;
- Participate constructively in the process of creating reasonable environmental laws, regulations, polices and guidelines to safeguard the workplace, the community and the environment; and
- Develop, design and operate facilities and conduct activities taking into consideration the efficient use of energy and materials, environmental impact, and safe and responsible management of waste.

You can read the entire Environmental Policy [here](#).



OUR COMMITMENTS

Our Commitment to No-Deforestation

Working to Protect Delicate Forest Ecosystems and Biodiversity Worldwide

As one of the world's leading agricultural processors and food-ingredient providers, ADM is committed to building traceable and transparent agricultural supply chains that protect forests worldwide.

Though with few exceptions we are not a grower of crops, we work independently and with industry partners and other stakeholders to improve the quality of crops in the global supply chain, the lives of farmers and communities that grow them, and the environment we share.

You can read the entire Commitment to No-Deforestation [here](#).



Our Commitment to Respect Human Rights

Helping to Protect Workers throughout the Global Supply Chain

ADM is committed to ensuring colleagues, suppliers and contractors respect workers' rights and comply with all applicable local, national and international laws governing working conditions.

The commitment contains strict prohibitions against the unlawful use of child labor, forced labor and bonded labor, and includes several other guidelines to protect workers and communities from exploitation.

You can read the entire Commitment to Respect Human Rights [here](#).



OUR COMMITMENTS

Code of Conduct

Working to Achieve the Right Results, the Right Way

ADM's Code of Conduct helps our employees make sound decisions and illustrates proper action for conducting business. It promotes a shared understanding of what it means to achieve the right results, the right way.

The code ensures ADM employees do their part to build and maintain trust with stakeholders, including colleagues, customers, business partners, shareholders and communities. It applies to all employees, officers, directors and contract workers/agents of ADM, as well as all of our divisions and affiliates in every country in which we operate. Our expectation is that, when working on ADM's behalf, our suppliers, business partners, agents and consultants will uphold the principles of our code.

The code offers guidance on the appropriate handling of specific situations including, but not limited to, Fair Dealing and Competition, Fair Treatment of Suppliers, Government Customers, Conflicts of Interest, Anti-Corruption, Trade Controls, and Accurate Books and Records.

The Code of Conduct has been translated for all colleagues, and training is conducted annually.

You can read the entire Code of Conduct [here](#).



OUR COMMITMENTS

Commitment to Ethical Conduct and Anti-Corruption Compliance

ADM is committed to doing business with integrity. This means avoiding corruption in all forms, including bribery. We abide by all applicable anti-corruption laws, including the U.S. Foreign Corrupt Practices Act (FCPA), the UK Bribery Act and local laws in every country in which we do business.

ADM has an Anti-Corruption Program that provides a level of awareness about anti-corruption laws in order to avoid inadvertent violations of the law and to enable employees to recognize potential issues in time to address them appropriately. Our Anti-Corruption Program encompasses compliance procedures and key controls designed to minimize the potential for corruption in ADM's global business dealings. It protects the company from anti-corruption risks in the context of:

- Commercial transactions with government entities and government employees;
- Commercial bribery and extortion;
- Hosting and gifting provided to government entities and government employees;
- Government and private tenders;
- Hiring current or former government employees;
- Due diligence on third parties with which ADM does business;
- Donations and contributions;
- Political contributions;
- Commercial bribery and extortion;
- Due diligence in the context of mergers, acquisitions, joint ventures and investments;

- Anti-corruption training;
- Anti-corruption auditing;
- Anti-corruption monitoring; and
- Maintaining accurate books and records.

Issues and Resolutions

ADM's commitment to compliance—including both internal policies and regulatory requirements—is supported by a formal grievance mechanism that is accessible to all ADM employees, as well as individuals outside of the company. ADM's Law Department and Compliance Office are responsible for taking prompt and appropriate action to investigate reports of ethical or legal misconduct. ADM does not tolerate any form of retaliation for making a good faith report of actual or potential misconduct.

ADM provides, among others, the following pathways by which reports can be filed:

- ADM Way Helpline, a third-part administered service available online at www.theadmwayhelpline.com or via telephone (phone numbers listed by country can be found on the [Office of Compliance and Ethics page](#) on ADM.com).
- The ADM Compliance Team, which can be reached at compliance@adm.com

Consistent with our Commitments to No-Deforestation and Respect for Human Rights, any concerns or issues raised through the Helpline will be investigated and appropriate actions taken. To support transparency efforts, issues and resolutions that are specific to deforestation or human rights will be posted on our [Progress Tracker](#).

Signatory of the UN Global Compact

In April 2016, ADM joined the UN's Global Compact, the world's largest CSR initiative. The Global Compact is intended to ensure that businesses operate responsibly by adhering to Ten Principles focused on human rights, labor, anti-corruption and the environment.

You can learn more about the UN Global Compact at www.unglobalcompact.org.

Signatory of ITC's Trade for Sustainable Development Principles

ADM recently signed the International Trade Center's (ITC) Trade for Sustainable Development Principles (T4SD). The principles set forth by ITC—an agency of the United Nations and the World Trade Organization—promote sustainability, transparency and harmonization in supply chains, and support the UN's Sustainable Development Goals.

You can learn more about T4SD [here](#).

Memberships

ADM is a member of more than 200 business/trade associations and sustainability initiatives, including:


- ABRAPALMA – Brazilian Palm Association
- American Soybean Association
- Brazilian Association of Vegetable Oil Industries
- Canadian Renewable Fuels Association
- Corn Refiners Association
- European Biodiesel Board
- FEDIOL – The European Union Oil and Proteinmeal Industry Association
- Food Supplements Europe
- The Forest Trust
- International Sustainability and Carbon Certification (ISCC)
- National Biodiesel Board
- National Oilseed Processors Association
- The ProTerra Foundation
- Roundtable on Responsible Soy
- Roundtable on Sustainable Palm Oil (RSPO)
- United Nations Global Compact

For an extended list of organizations of which ADM is a member, please click [here](#).

OUR SUPPLY CHAIN

Working to Advance Sustainable Agriculture Worldwide

ADM connects the harvest to the home, making products for food, animal feed, chemical and energy uses. With few exceptions, we do not grow crops; we instead buy them from growers or third parties that market crops from many different growers. We do, however, occupy a prominent position in the agricultural value chain that extends from the farm gate to the consumer's plate, which is why we work closely with industry peers, trade associations, growers, governments, NGOs and operating communities to improve the quality and availability of crops in the global supply chain, and the lives of farmers and communities that grow these crops.



Advancing toward a supply chain that respects the environment and workers' rights.

OUR SUPPLY CHAIN

ADM procures agricultural commodities around the world, including from regions that are at a particular risk for deforestation and human rights violations. Our policies and commitments apply to our entire supply chain with implementation activities focusing first on high-risk geographies. We have identified soy in certain expansion areas of South America and palm globally as high-risk commodities. Using the United Nations Human Development Index (HDI), we have prioritized countries within our global reach that are at a higher risk for human rights abuses.

The clearing of forested, High Carbon Stock (HCS) and High Conservation Value (HCV) areas for planting threatens biodiversity, soil health, and vital carbon sinks as well as indigenous communities who rely on those areas for their livelihood. Agricultural production, particularly in countries with lower HDI values, has a higher risk of using slave and child labor, not paying living wages, having unsafe working conditions and violating additional rights. These practices threaten the development and livelihood of local communities. To address these risks, ADM has established and begun implementation of a No-Deforestation Policy and a Respect for Human Rights Policy. We require all colleagues and suppliers to comply with these policies.



Supplier Expectations

ADM recognizes that healthy supplier relationships are critical to our success and strives to promote mutually beneficial business relationships based on the highest standards of ethical conduct. We choose our suppliers carefully to ensure they share our commitment to integrity. ADM's suppliers are expected to do business fairly, ethically, and in compliance with all applicable laws and regulations at all times. Additionally, suppliers are expected to understand and abide by the principles described in our Supplier Expectations statement, which can be found [here](#).

No-Deforestation, No-Peat and No-Exploitation Implementation

In May 2015, we announced our Commitment to No-Deforestation, which includes provisions related to no-deforestation, no expansion on peat, and no exploitation, with a focus on our palm and soy supply chains. ADM has partnered with The Forest Trust (TFT) to implement the policy. The commitment aims to leverage the company's role as a major buyer of crops to help create more sustainable, traceable agricultural supply chains that protect high carbon stock forests, important natural ecosystems and peatlands, as well as the human rights of individuals along the agricultural value chain. Action plans, traceability scores, and progress reports are published regularly on our [Sustainability Progress Tracker](#).

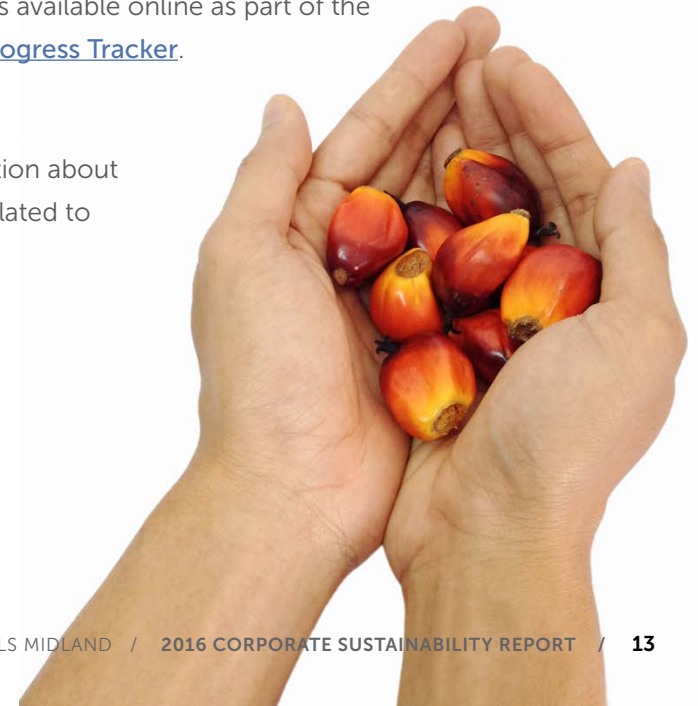


Palm

- **Traceability** – ADM successfully reached its stated goal, achieving 98 percent traceability for palm oil and 95.5 percent for palm kernel oil (for oil purchased between Q4 2015 and Q3 2016). Detailed traceability scores by region can be found in the [Traceability Summary](#).
- **Transformation** – In the fourth quarter of 2016, ADM began using the Engagement for Policy Implementation (EPI) tool as the basis for supplier engagement and the supply chain transformation process. EPI creates a standardized framework for dialogue between ADM and suppliers about policy implementation and ADM’s responsible palm sourcing commitment. ADM plans to conduct a tour of the palm oil industry in Southeast Asia, with an initial focus on the Sabah, Malaysia, region where ADM has significant origination exposure. This effort will support our transformation work by generating a greater understanding of the complex issues found throughout the industry and offering insight into strategies being implemented by industry leaders. Also during Q4, transformation planning continued on our palm oil plantation in Pará, Brazil, with TFT completing a second, in-depth field assessment focused on topics of interest and concern to smallholders. In addition, ADM is closely following the transformation activities of our direct suppliers – Wilmar and Olenex.

- **Monitoring and Verification** – We are engaging our suppliers and working with them to adopt No-Deforestation principles and values. Currently, there is no single, widely accepted methodology for verification; however, ADM is working to identify approaches using remote sensing and satellite imagery. To encourage stakeholders to make valuable and independent contributions to the monitoring of supply chains and detection of issues, ADM has established a formal Issues and Resolutions process that will enable any stakeholder to raise a concern about ADM or any party in ADM’s supply chain.
- **Topics of Interest** – In Q4 2016, ADM published a FAQ document to better communicate and explain ADM’s approach to No Deforestation for customers and other external stakeholders. We continue to expand the FAQ to include updated information and new topics. The document is available online as part of the [Sustainability Progress Tracker](#).

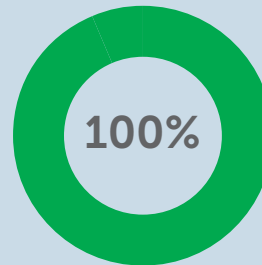
For more information about ADM’s progress related to palm, click [here](#).



OUR SUPPLY CHAIN



Sustainable Palm Statistics



Percentage of the palm oil ADM can offer to North American and European customers that meets the RSPO Mass Balance standard. All of ADM's major palm oil refining facilities worldwide have been RSPO-certified and are able to meet existing market demand for RSPO-certified oil and derivatives.

270

Smallholder farmers participating in ADM's sustainable palm oil production and processing program in Pará, Brazil. The program, which conforms to RSPO standards and is in the process of obtaining certification to those standards, encompasses approximately 7,500 hectares of oil palm plantation land in areas that have been approved by the government for palm cultivation. Smallholder participants have planted approximately 2,000 of those hectares; ADM manages the remaining land. In 2015, The Forest Trust (TFT) conducted a field assessment of the program and found a generally high standard of operations with respect to deforestation, community relations, labor practices and legality.



198,000

Metric tons of RSPO-certified palm products (crude palm oil, palm kernel oil, palm-based derivatives and factions) ADM handled in 2016.



72,000

Metric tons of ISCC certified palm products sourced in 2016.



Soy

- **Traceability** – In 2016, ADM completed an updated soybean sourcing analysis for Paraguay, Brazil, Argentina, Uruguay and Bolivia. The refreshed soybean origination data provides a basis for targeting and guiding transformation efforts and identifying potential shifts in soybean sourcing. ADM also participated in a multi-stakeholder dialogue on a No Deforestation strategy for soy, allowing us to engage with companies, civil society groups and private sector and international institutions. The dialogue included discussions hosted by the World Bank at the international level, as well as the United Nations Development Programme (UNDP) Green Commodities Programme in Paraguay.
- **Transformation** – ADM made progress incorporating aspects of the No Deforestation Commitment into the company's procurement and sourcing processes. The changes were focused on goals such as achieving farm-level traceability of ADM soy, obtaining and registering geospatial information of supply farms in high-risk areas, and integrating analysis provided by remote sensing monitoring into ADM's sourcing decisions. This process required detailed mapping of systems and processes in Paraguay and Brazil to identify decision points and information collected by each ADM department throughout the procurement process. The information will enhance ADM's systems and reinforce procedures to operationalize the No Deforestation Commitment. Additionally, ADM continued to investigate indigenous-farmer conflicts in Brazil to better understand the nature of disputes in the region. We are working with stakeholders

and subject matter experts to explore avenues for receiving and sharing periodic information about these conflicts that will help regional staff address these issues.

- **Monitoring and Verification** – ADM held advanced discussions with stakeholders on identifying and testing methodology and monitoring tools to implement a viable system to detect deforestation of native vegetation. In Q4 2016, we selected two remote-sensing monitoring tools, both of which will undergo further testing in a subset of ADM supplier farms. The results will provide regional and farm-level analysis of land-use change in municipalities within ADM's high-risk priority areas for No Deforestation. Also, as noted in the palm oil section above, ADM has a formal Issues and Resolutions process that will enable any stakeholder to raise a concern against ADM or any party in ADM's supply chain.
- **Topics of Interest** – ADM Paraguay joined the Connecting Forests Program, which provides seedlings to reforest degraded areas in farms surrounding protected areas and parks that can act as a buffer and create natural corridors along watercourses that have lost their riparian forests. In total, seven counties in three different states will receive close to 280,000 native species seedlings. To date, 154 ADM suppliers have enrolled in the program and have committed to reforest close to 600 hectares.



For more information about ADM's progress related to soy, click [here](#).



OUR SUPPLY CHAIN

Sustainable Soy Statistics

210,000

Metric tons of ISCC soy sourced in South America in 2015.

664,000

Metric tons of ADM Responsible Soy sourced in Brazil in 2016.
You can read ADM's Responsible Soybean Standard [here](#).



979,000

Approximate number of hectares of farmland listed with Brazil's Registry of Socio-Environmental Responsibility under the ADM/Aliança da Terra "Doing It Right" program.

10

Years in which ADM has been a signatory to the Brazilian Soy Moratorium. ADM's participation confirms our commitment to refrain from trading in soy originated in areas within the Amazon Biome that were deforested after July 2006.

OUR SUPPLY CHAIN

Respect for Human Rights Implementation

In 2014, ADM published Our Commitment to Respect Human Rights. We believe that although governments have the primary duty to protect and ensure fulfillment of human rights, we have a role in protecting human rights and can act as a force for change in the communities in which we operate. While with few exceptions we do not grow crops, ADM's scale, reach and vast supplier network give us the opportunity to help improve conditions under which crops are grown, transported and marketed around the world, as well as the lives of those who grow them and of other workers and communities along the supply chain.

In 2015, we completed the first phase of our policy-implementation plan, which identified potential human rights risks along ADM's supply chains and prioritized them by geography and commodity. In 2016, following a supply chain analysis and the determination of appropriate metrics to help us assess progress and effectiveness, we began implementation and training at select ADM facilities in India, Paraguay, and South Africa. Here are a few highlights on our progress:

- ADM is taking a risk-based approach to address the issue of human rights in a positive way. Using the United Nations Human Development Index (HDI), ADM has identified high-risk countries within its global reach. Our intention is to train our colleagues to recognize human rights abuses in our supply chain within the communities where we conduct our business.
- As training is completed in high-risk countries where ADM has a commercial presence, we collect metrics related to the observations of potential human rights abuses. If it is determined that a supplier has engaged in human rights abuses in violation of ADM's commitment, we will work with the supplier toward transformation and improvement. Suppliers who fail to improve or are unwilling to make changes will be removed from our supply chain.
- ADM facility leaders reviewed the Respect for Human Rights Manager Training. Our Human Resources, Law, and Procurement teams were engaged, passionate and showed a strong commitment to the process.
- ADM deals with hundreds of government regulations with respect to business practices, zoning, insurance, health, safety, labor, salary and insurance. To facilitate the number of administrative requirements related to the policy implementation, ADM is addressing all areas of law and legislation with a strong, robust, intelligent, ethical and transparent approach to compliance.
- At the ADM facilities visited to date, there were no fees charged to job-seekers in exchange for employment and no collateral was taken in the form of money, identification or other personal belongings—without workers' consent—as a condition of employment by the contracted companies. No human trafficking was observed.
- ADM participates in Sedex and hosts Responsible Sourcing audits conducted by 3rd party auditors which focus on workers' rights, including fair pay, health and safety, ethical treatment, and collective bargaining rights.
- ADM is committed to continuous improvement. We value training and emphasize health, safety, respect and maintenance as topics in employee education, awareness and performance. Key business metrics—including health and safety—are publicly displayed and accessible, and yearly training is required, as it is with ADM's Code of Conduct and other policies.

For more information about ADM's progress related to human rights, click [here](#).

OUR SUPPLY CHAIN

Supply Chain Partnerships and Certifications

In addition to its work on no-deforestation and human rights, ADM partners with farmers, key accounts and other stakeholders to offer a wide range of sustainable sourcing solutions.

- **Europe: ISCC PLUS** – A certification system focusing on tracking greenhouse gas emissions along the value chain and ensuring good and sustainable agricultural practices. ISCC PLUS is a multi-feedstock system and can serve food, feed, and fuel markets.
- **United Kingdom: Linking Environment & Farming (LEAF Marque)** – A global organization that promotes sustainable agricultural practices at the farm level to produce sustainable rapeseed oil. Focus areas include soil management & fertility, landscape & nature conservation, community engagement, and crop health & protection. Through the use of integrated farm management tools, LEAF farmers continuously ensure considerable improvement in their environmental and business performance.
- **Danube Region, Europe: ProTerra** – A certification program that assures both Non-GMO quality and sustainable agricultural production. The standard is soy-oriented and based on the Basel Criteria for Responsible Soy Production.
- **United States: Field to Market** – ADM works with growers to document acres and track inputs such as water and fertilizer and resulting crop yields, enabling farmers to benchmark sustainability performance and improve over time.
- **Brazil: ADM Responsible Soybean Standard** – A certification program with the main objective of promoting environmentally and socially responsible soy production that meets the benchmark set by the European Feed Manufacturers' Federation (FEFAC). The standard is also present on the [standards map](#) of the International Trade Centre - a subsidiary organization of the World Trade Organization (WTO) and the United Nations Conference on Trade and Development (UNCTAD).



OUR SUPPLY CHAIN

Improving Farming Practices in South America – Paraguay

Paraguay is the primary area of focus for our Sustentagro project, which we launched in 2015 in association with the Sustainable Trade Initiative (IDH) and global civil society group Solidaridad. The project strives to build links between producers, local governments and communities living in important soy-producing regions of Paraguay, and helps producers adopt sustainable production practices in an effort to reduce impacts on the environment and promote safer conditions for workers and communities. Phase 1 consisted of developing tools to carry out a diagnosis of soy production practices in the region and guidelines for sustainability practices, while working with municipalities to raise awareness about sustainable landscapes and appropriate areas for soy production.

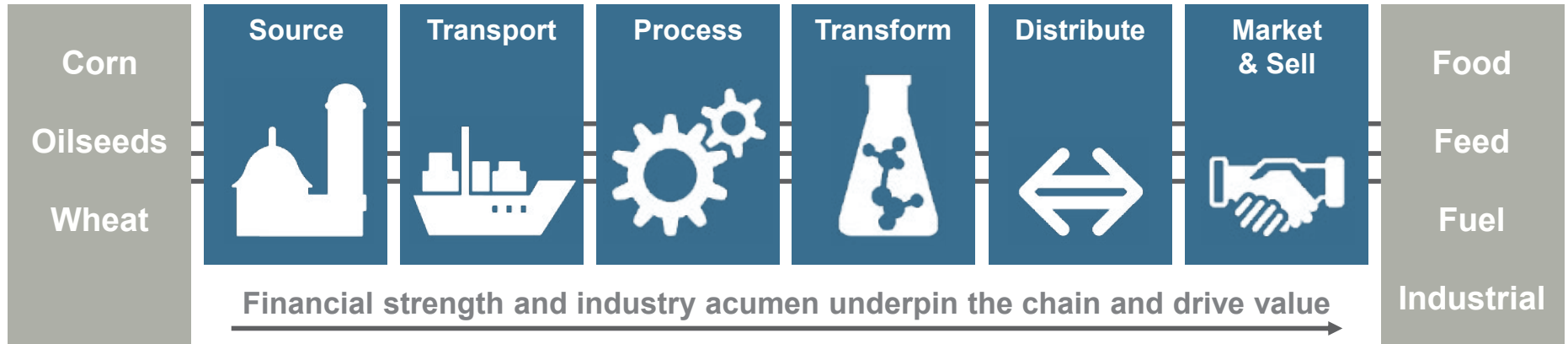


The project requires farmers to make several key commitments related to the sustainability of production including transparency and working with integrity; economic viability; the environment and protecting our future; and improving the lives of farmers. Overall, the project's ability to help advance sustainable soy production through valued partnerships with key local governments and communities is instrumental to ensuring future, sustainable landscapes.



OUR OPERATIONS

ADM's Proven Core Model



Setting the competitive standard

Capture value across the chain

About ADM

For more than a century, the people of Archer Daniels Midland Company (ADM) have transformed crops into products that serve the vital needs of a growing world. We connect the harvest to the home, making products for food, animal feed, industrial and energy uses.

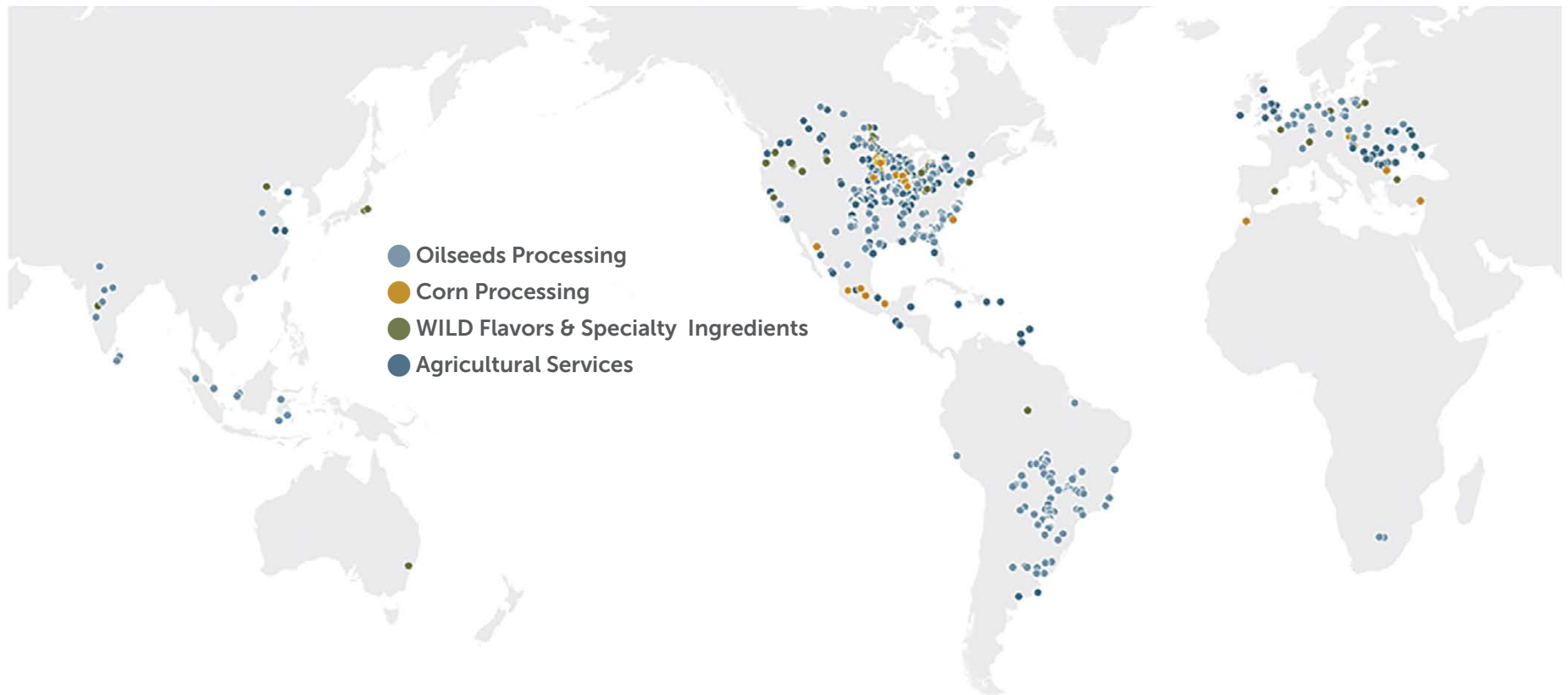
Our vision is to be the most admired global agribusiness while creating value, growing responsibly and serving vital needs. We are committed to

conducting business in accordance with our core values of operating with integrity, treating others with respect, achieving excellence, being resourceful, displaying teamwork, and being responsible.

Headquartered in Chicago, Illinois, ADM connects crops to markets on six continents. Net sales for the fiscal year 2016 were \$62.3 billion. To learn more about our company, please visit www.adm.com.

OUR OPERATIONS

Most Diversified Assets



Where We Operate

ADM is one of the world's largest agricultural processors and food ingredient providers, with more than 32,000 employees serving customers in more than 160 countries. Our global value chain includes approximately 500 crop procurement locations, 270 ingredient-manufacturing facilities, 38 innovation centers and the world's premier crop transportation network. To enhance the efficiency of

transporting large quantities of raw materials and finished products, we own approximately 1,900 barges, 13,100 rail cars, 250 trucks, 1,200 trailers, and 10 oceangoing vessels; and lease, under operating leases, approximately 560 barges, 15,500 rail cars, 340 trucks, 120 trailers and 21 oceangoing vessels.

OUR OPERATIONS

Sustainability Governance

ADM's sustainability efforts are led by our Chief Sustainability Officer (CSO). The CSO is supported by a Sustainability Council made up of senior management and company officers representing our strategy, law, human resources, technology, and operations teams. Regular reports on implementation efforts and progress are given to the Board of Directors. In addition to our corporate group, we have regional teams in North America, South America and EMEA supporting sustainability initiatives and implementation on the ground.

Technology and Innovation

Innovating to Serve Customer Needs, Improve Operational Efficiency and Further our Competitive Advantage

With more than 700 scientists and engineers around the world engaged in efforts ranging from process research to chemistry and biotechnology, animal nutrition, and food and beverage applications, ADM has averaged approximately 200 patents and published patent applications each year since 2009. At 38 R&D facilities worldwide, our teams innovate to improve the efficiency and environmental profile of our operations and develop new products that meet customers' evolving needs. ADM regularly enters into strategic relationships with partners throughout the value chain, including technology providers, customers and institutions of higher learning. By combining our expertise and the breadth of our operations with strengths of our partners, we are able to efficiently turn market needs into realities.



OUR OPERATIONS

Research and Development Internally & In Collaboration with External Partners

Development of Sustainable Mint Varieties

Researchers in ADM's WILD Flavors and Specialty Ingredients business have developed and tested three new varieties of peppermint plant which show improved sustainability. We define sustainability of a mint agro-ecosystem to mean that the crop can be grown indefinitely within a sensible rotation without the need for increasing inputs, providing an improved yield while lowering the environmental footprint. These varieties (MP2, MP11, and MP13) show improved resistance to Verticillium wilt, a soil disease that reduces yield. This resistance has allowed mint farmers growing these varieties to return to infected fields that are closer to mint stills. Resistance to Peppermint Rust, insects, and improved tolerance of weeds has enabled farmers to reduce the usage of fungicides, pesticides, and herbicides, which in turn reduces fuel usage and GHG emissions. All of these benefits come in a non-GMO mint plant that has an improved oil yield, enabling farmers to produce more oil with fewer inputs and environmental footprint.

Commercialization of DHA from Algae

ADM's research divisions and other groups continually work toward healthful innovations. Our efforts to commercialize Omega-3 Docosahexaenoic Acid (DHA) from algae are a prime example. DHA is a long-chain Omega-3 fatty acid that has been studied for its role in brain, heart and eye health. While it is typically found in fish and seafood products, extracting DHA directly from algae grown in fermentation tanks yields a highly purified form of DHA, which can then be used as a dietary supplement for humans and in animal feed.



This innovative approach to producing DHA takes on greater significance when taking into account the fact that 25 percent of the world's fish stocks are either overexploited or depleted, and 52 percent of the stocks are fully exploited. With demand for food supplemented with Omega-3 continuing to increase, this essential nutrient is becoming scarce and much more expensive, while increasing pressure on wild fish populations.

ADM partnered with Synthetic Genomics (SGI) to develop, manufacture and commercialize DHA-rich food and feed products. The collaboration reduced the time to market from approximately five years to only two years. Leveraging SGI's algae-related technology and our R & D and manufacturing capabilities at our facility in Clinton, Iowa, ADM uses a renewable feedstock made onsite to facilitate the growth of heterotrophic algae that doesn't need sunlight to grow. The result is the efficient, cost-effective and sustainable production of a non-GMO, vegetarian source of DHA.

OUR OPERATIONS

Developing a New Biomaterial with Better Performance

From time to time, ADM partners with its customers to find innovative solutions to shared challenges. Recently, we worked with DuPont to develop furan dicarboxylic acid dimethyl ester (FDME), a new biomaterial that potentially could replace some of the consumer plastics that draw upon the world's oil supply for production.

Polymers from FDME are 100 percent renewable and recyclable. When used to make bottles and other packaging, FDME can substantially improve gas-barrier properties compared to other polyesters. The new material may lead to the production of packaging that could improve the shelf life of perishable food and beverages, allowing transportation to more remote areas.



Partnering with Nalco to Improve Water Recycling and Reduce Usage

Through the use of the Nalco 3DTRASAR technology, ADM and Nalco have optimized many of ADM's water processes through enhanced automation, control, and remote sensing. Cooling towers, reverse osmosis systems, and boiler cycles have been improved, enabling the sites to reduce water and chemical usage while maintaining functionality.



Since 2012, projects have been identified and implemented resulting in an annual water savings of:

1.8 BILLION GALLONS

Efficiency Improvements

ADM's strategic approach to operational excellence emphasizes enhancing the efficiency of our production plants, standardizing best practices throughout our global operations and promoting effective collaboration across business units and functions.

\$350 MILLION
Target savings to be achieved by 2019 through identifying and implementing operational excellence and process improvements.


\$314 MILLION
Run-rate savings achieved in 2016 by completing more than 300 energy and efficiency projects.

OUR OPERATIONS

GMOs

Supporting Varied Customer Needs

ADM supports a wide variety of technologies that can help farmers do more with less. This issue is a critical goal for agriculture; new technologies and products are key in the effort to feed a growing global population while limiting increased use of farmland and water. We also recognize and respect our customers' desire for options. We work to meet our customers' need for identity-preserved crops and products. Because of our vertical integration, we have developed – for certain product lines – systems that track and preserve crop identity from seed to factory to finished product to make such options available for our customers.



Environmental

Progress Toward 15x20 Targets Continues

Being a good steward of the environment is part of ADM's value of respect. ADM uses natural resources in manufacturing, storage and distribution, including electricity, water, fuel and raw materials. We also generate waste and have chemical storage onsite at many of our facilities, which have the potential to impact land, water and air. As a company, we are committed to meeting our environmental obligations, while pursuing ways to continually improve our efforts in both protecting the environment and enhancing environmental sustainability.

A key component of ADM's business strategy is to drive operational efficiencies, largely through improvements in energy-consumption, process technology, maintenance and other areas.

15% by 2020 = Targeted reductions in energy and emissions

ADM seeks to achieve from 2010 baseline levels.

15% by 2018 = Targeted reduction in water intensity

ADM seeks to achieve from its 2008 baseline level.

15% by 2020 = Targeted waste to landfill rate

ADM seeks to achieve.

Tracking/Management

Environmental Management System, Information System Rollout Moves Ahead

ADM's efforts to implement the Environmental Management System (EMS) globally across all of its operations continued in 2016. ADM has implemented the EMS across most of its North American facilities. We've also launched the EMS at most of our Oilseeds processing facilities in South America, with additional efforts underway to bring the remaining processing, silo and port facilities in the region online. EMS implementation and planning continues across our businesses in Europe, India, Asia, and Africa. As ADM continues to pursue growth globally, the EMS will be an essential part of our overall approach to operations management.

GEMINI, ADM's Environmental Management Information System, has become an integral tool for helping to ensure environmental compliance at all ADM operating locations, through mature use of the Compliance and Task modules. On-time task completion is a key leading metric used by our Environmental Leadership Team. The next stage of GEMINI implementation focusing on the media phase (standardized data tracking, calculation and streamlining of air, water, waste and chemical inventory data) is currently underway. As of January 2017, 148 facilities are using the media module. These advances will enable ADM locations to integrate environmental reporting into their operations, and meet company and regulatory requirements more efficiently.

OUR OPERATIONS

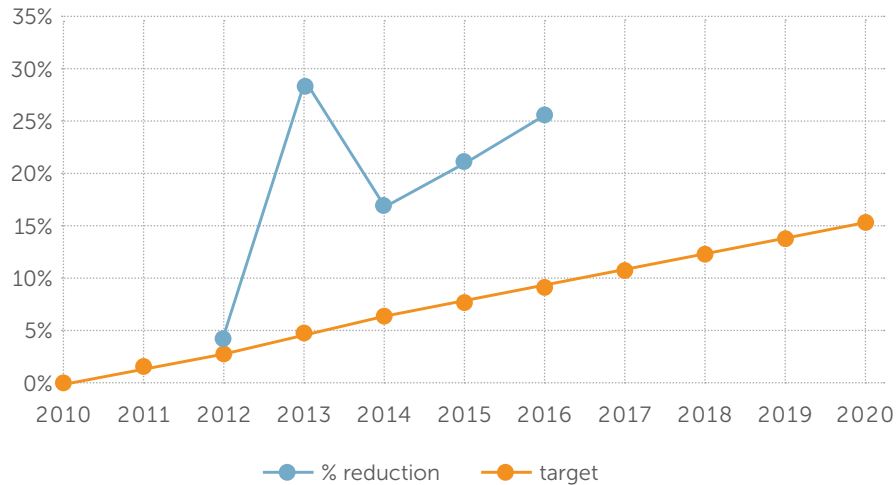
Energy

Reducing Usage on a Per-Unit-of-Production Basis

Targeted reductions ADM seeks to achieve by 2020 from 2010 baseline levels.



ENERGY INTENSITY REDUCTION



\$39 MILLION

ENERGY-RELATED SAVINGS ACHIEVED IN 2016.

Since 2011, we have implemented hundreds of energy-saving projects at our facilities ranging from pump and fan operations to exhaust heat recovery, process controls optimization and improved data-management. These projects, resulting in reduced electricity purchases, coupled with changes in the fuel we use at several large ADM facilities, have enabled us to achieve significant improvement in energy-intensity – the ratio of energy consumption to production volumes in our facilities – since 2010.

As we are currently ahead of our goal of a 15 percent reduction in energy per unit of production by 2020, our focus going forward will be on sustaining and building upon the progress we already have achieved.



OUR OPERATIONS

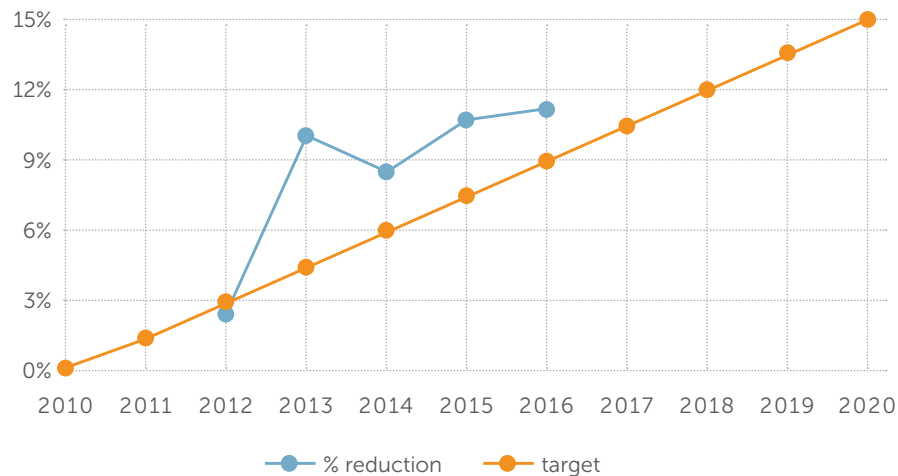
Emissions

Reducing Output on a Per-Unit-of-Production Basis

Targeted reductions ADM seeks to achieve by 2020.



GHG INTENSITY REDUCTION



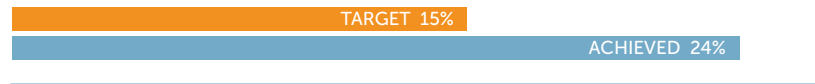
From 2010 to 2016, thanks to a companywide focus on energy efficiency, ADM succeeded in reducing CO₂ emissions intensity — the ratio of emissions to production volumes in our facilities — by 11 percent. Emissions from ADM processing operations are primarily a function of energy use and the type of fuel we use to power our operations. As we continue implementing energy efficiency projects in our pipeline, **we expect intensity to continue to decline at a rate that will enable us to surpass our goal of 15 percent improvement by 2020.**

OUR OPERATIONS

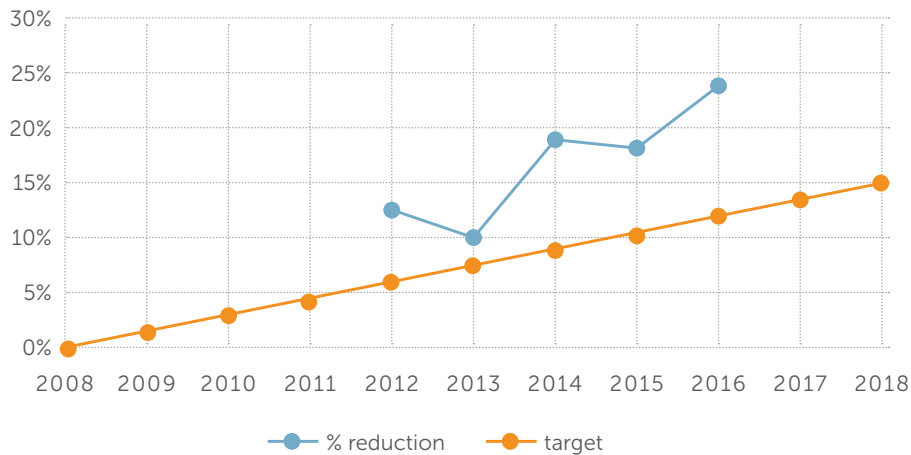
Water

Reducing Usage on a Per-Unit-of-Production Basis

Targeted reductions ADM seeks to achieve by 2018 from 2008 baseline levels.



WATERY INTENSITY REDUCTION



In 2016, ADM’s teams once again demonstrated our commitment to innovation and efficiency by making progress on a variety of effective water conservation initiatives, including:

- The introduction of a cutting edge “closed circuit” reverse osmosis system at our Cogeneration facility in Decatur, Illinois. A similar system is under construction at the East Plant in Decatur.
- Optimization of cooling tower cycles, boiler cycles, and reverse osmosis systems using software and analysis.

These efforts demonstrate how **ADM was able to surpass its water intensity improvement target ahead of our 2018 goal**. Going forward, we will continue implementing efficiency projects worldwide with a goal of achieving further improvements.

Waste

Reducing Waste to Landfills

As a first step toward our 15% or less waste-to-landfill rate, ADM has leveraged its GEMINI system to collect global waste data from its facilities. Training for all locations on proper data collection and entry into GEMINI was completed in 2016, and data collection and analysis will be the focus for 2017. Through lessons learned during pilot waste reduction projects, facilities are working to find methods to reduce waste and find alternative disposal methods.



OUR OPERATIONS

Food Safety and Quality

Each day, ADM sources oilseeds, corn and wheat from the world's major growing regions and transforms them into hundreds of ingredients from flour, shortenings and proteins to cooking oils and sweeteners.

Over the course of more than a century in business, we have become a trusted supplier to many of the world's most recognized and respected food brands, largely due to our emphasis on quality, consistency and safety. Here is an overview of the systems, expertise and experience we leverage to ensure we provide wholesome, high-quality products:

- We continually review and improve our food safety systems and procedures, including manufacturing practices for human and animal food. These efforts include the development of risk-based preventive controls or critical control points for human food based on hazard analysis, both through corporate policies and procedures, and business unit implementation and execution.
- We work to ensure food safety and quality by regularly auditing our own operations, and by carefully monitoring our raw materials streams. We evaluate our facilities, processes and procedures to assess the risk of contamination, and we employ a variety of safeguards and security concepts to reduce that risk.
- Approximately 90 percent of our human food manufacturing locations in developed and developing countries have earned third-party food-safety certifications. Our vertically integrated business model ensures a high degree of visibility, control and quality assurance throughout the value chain.



OUR OPERATIONS

- Major ADM processing plants from Nebraska to the Netherlands to China have earned various food-safety certifications, including through the Global Food Safety Initiative (GFSI).
- We maintain rigorous Hazard Analysis Critical Control Point (HACCP) systems at our food and feed processing plants, and our U.S.-based locations have implemented Hazard Analysis and Risk-based Preventive Controls (HARPC) as legislated through the the Food Safety Modernization Act (FSMA). These systems have been designed to identify, and safeguard against, potential risks at every stage of the facility's operations.
- In 2016, ADM had zero incidents resulting in fines or penalties from non-compliance with food regulations or from voluntary codes related to the health and safety impacts of products or services.
- ADM recalled a small number of products last year; in each case our recall procedures worked as planned and material was recovered, destroyed or used in an appropriate manner according to regulatory expectations.




- Each of our facilities is monitored by experienced GMP, Quality System and HACCP audit teams. Our internal systems enable us to receive, document, share and track plant performance and specific customer expectations. And our technical experts and rapid response teams are capable of handling customer concerns quickly and thoroughly.

The safety and security of our world's food and feed supply chain is of utmost importance to responsible participants in that chain. ADM aims to serve vital needs for food and energy, which necessitates attending to the safety and security of our supply chain. ADM has a commitment to the safety and security of its processes and products and to compliance with regulatory requirements designed to protect the world's food supply. ADM facilities are in compliance with federal, state, local, county, tribal, or other applicable non-federal food safety laws, including relevant laws and regulations of foreign countries.

OUR PEOPLE

At ADM, the commitment, hard work and creativity of our colleagues help make us a strong, successful and sustainable organization. We strive to provide our employees with challenging and rewarding careers, and support them with ongoing training, global opportunities, and a comprehensive benefits package.



High standards and core values drive our company and our employees.

OUR PEOPLE

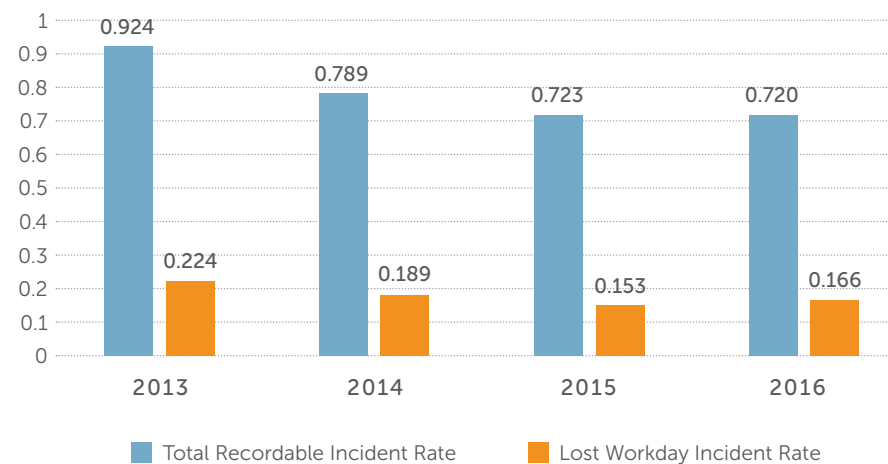
We hold ourselves accountable to a high set of standards, as outlined in the core values that drive the decisions of our company and our employees.

- **Integrity** – We are honest, fair and ethical. We live our values consistently and courageously. We speak up. And we walk the talk.
- **Respect** – We feel a deep and genuine regard for the safety and well-being of all people, communities and resources, and we treat them with care and consideration. We demonstrate trust and openness. We are good stewards of the environment.
- **Excellence** – We expect and achieve superior results. We give and receive feedback to help us continually learn new ways to improve.
- **Resourcefulness** – We use our intelligence, talent and experience to make the most of all we touch. We are efficient and flexible; we take initiative, and we seek out effective, creative solutions.
- **Teamwork** – We believe the best results are achieved when we work together. We are good colleagues; we work hard, support each other, value our differences and strive for our mutual success.
- **Responsibility** – You can count on us. We take action, are results-oriented and hold ourselves accountable. We fulfill our commitments. We don't give up.

Health & Safety

ADM is committed to providing a safe working environment for all of our employees and contractors. Protecting people and the environment is part of everything we do and every decision we make. For the last several years, we have been on a journey to zero injuries – building a safety culture so everyone will go home safely to their families and the things that are most important to them.

COLLEAGUE INCIDENT RATES



OUR PEOPLE

In 2016, we continued to make progress in achieving our goal of zero incidents, zero injuries. More ADM colleagues went home safely than ever before as we achieved a 17 percent reduction in our total recordable incident rate compared to 2015. Unfortunately, we also saw an increase of approximately 9 percent in our lost workday incident rate compared to 2015. However, since 2013, those incident rates have improved by 22 percent and 26 percent, respectively. Additionally, nearly 80 percent of our locations successfully completed the year with no recordable injuries, an improvement of nearly 4 percent from 2015.

Since 2013, ADM has incorporated leading indicators as part of our regular safety metrics in order to improve safety management, including a focus on serious and potentially serious events. Our Behavioral Safety process encourages safe behavior in the workplace through positive feedback and improving colleagues' communication, involvement in the safety process, and hazard recognition abilities. In 2016, colleagues and contractors conducted an average of 25,000 safety observations per month on members of their teams and provided positive feedback where safe practices were demonstrated.

Each year, ADM celebrates Global Safety and Health Week to reinforce our commitment to achieve safety excellence by encouraging employees to become engaged and take responsibility for their own safety and the safety of their colleagues. Throughout the week, colleagues and contractors in ADM locations around the globe focus on health and safety improvement strategies, celebrate successes, and renew their commitment to zero incidents, zero injuries.



OUR COMMUNITIES

ADM Cares – Strong Roots, Strong Communities, Strong Bonds

\$11.0 MILLION = Total contributions provided by ADM in 2016 through ADM Cares, a social investment program that strives to make a positive difference in the communities where our nearly 32,000 colleagues live and work.

At ADM, we believe a strong community is made up of a combination of factors: great schools, effective social services, clean air and water, vibrant parks and recreation areas, active citizen involvement, and a spirit of local pride. That's why we created ADM Cares.

Through targeted grants to causes and organizations that help advance the social, economic, educational, environmental and agricultural interests of cities and towns across the U.S. and around the world, ADM Cares is serving vital needs in our communities, every day, in a variety of ways. The ADM Cares team evaluates projects submitted for funding to ensure they meet eligibility criteria, such as initiatives that support safe, responsible and environmentally sound agricultural practices in critical growing regions around the world.

ADM Cares comprises three distinct focus areas: Strong Roots, which supports the responsible development of agriculture; Strong Communities, which emphasizes improving the quality of life in ADM communities; and Strong Bonds, which promotes employee giving and volunteer activities.



**ADM Cares is serving vital needs
in our communities, every day,
in a variety of ways.**

OUR COMMUNITIES

Strong Roots: Promoting Sustainable Agriculture

\$1.3 MILLION = Total contributions made in 2016 through ADM Cares to support Strong Roots.

Through Strong Roots, ADM funds initiatives that support safe, responsible and environmentally sound agricultural practices in critical growing regions in South America, North America and Southeast Asia. Strong Roots focuses primarily on farm and plantation health and safety programs for children and workers; responsible use of agricultural chemicals; sustainable farming practices; rehabilitation and preservation of environmentally sensitive lands; and agriculture educational programming for children and young adults.

Strong Communities: Promoting a Better Quality of Life in Our Cities and Towns

\$5.5 MILLION = Total contributions made in 2016 through ADM Cares to support Strong Communities.

ADM provides our locations throughout the world with the tools to contribute to organizations and programs that help make a positive difference in the communities where we live and work. Our facility managers work with small teams to create giving plans that deliver maximum local impact.

Strong Communities focuses on education, environmental stewardship, and maintaining vibrant communities through grants to local schools and universities, hunger-relief organizations, local fire departments, local FFA chapters, Boys & Girls Clubs, and Habitat for Humanity, among many others.

Taking the STEM Challenge – Decatur, Illinois

In 2016, ADM contributed \$51,500 to the Decatur Public School Foundation (DPS) to provide Science, Technology, Engineering and Mathematics (STEM) grants to teachers and support the Foundation's annual fundraising event, The Legacy of Learning. In addition, ADM contributed \$25,000 to the Illinois Science and Technology Institute to sponsor a STEM Challenge with DPS that would give high school chemistry students exposure to how science is applied in business. ADM employees volunteered to mentor area students as they participated in the challenge, which tasked each team of students with redesigning popular snack foods to make them healthier. In addition to providing technical guidance, the mentors worked with the students to finalize product development and prepare their final presentations for the challenge. Other ADM employees volunteered to visit area schools to showcase various food science applications and help them understand how chemistry and food are connected.

The students' response to the challenge and their interaction with ADM employees has been inspiring, and our colleagues are proud to share their time and talents to help make a positive impact in the local community.



OUR COMMUNITIES

Strong Bonds: Supporting Colleagues and Causes Worldwide

\$2.2 MILLION = Total contributions made in 2016 through ADM Cares to support Strong Bonds.

Strong Bonds highlights our colleagues' contributions and efforts related to employee giving and volunteer engagement opportunities. ADM colleagues are dedicated to improving the lives of their coworkers and neighbors by volunteering their time and providing philanthropic donations to support their communities and each other. Strong Bonds programs include matching gifts for colleagues' personal charitable donations; support for organizations where our colleagues volunteer through our Dollars for Doers program; emergency funds for disaster relief and colleagues facing unusual financial strain; and in-kind donations of ADM products, land and used equipment.

Additional Support

\$2.0 million = Total contributions made in 2016 through ADM Cares for activities such as fundraisers; payments to industry associations and groups; purchases of animals at livestock sales; scholarships; and global sponsorships.





**VERIFICATION STATEMENT
GREENHOUSE GAS EMISSIONS**

Bureau Veritas North America, Inc. (BVNA) was engaged to conduct an independent verification of the greenhouse gas (GHG) emissions reported by Archer Daniels Midland Company for the period stated below. This Verification Statement applies to the related information included within the scope of work described below.

The determination of the GHG emissions is the sole responsibility of Archer Daniels Midland Company. BVNA's sole responsibility was to provide independent verification on the accuracy of the GHG emissions reported, and on the underlying systems and processes used to collect, analyze and review the information.

Boundaries of the reporting company GHG emissions covered by the verification:

- Operational Control
- Global Operations
- Exclusions include a small number (<10) of leased office spaces.

Emissions data verified:

- **Scope 1:** 14,276,000 metric tons of CO₂ equivalent
- **Scope 2 (location based) :** 3,425,000 metric tons of CO₂ equivalent
- **Biogenic Emissions:** 5,943,000 metric tons CO₂ equivalent

Data and information supporting the Scope 1 and Scope 2 GHG emissions assertion were historical in nature.

Period covered by GHG emissions verification:

- January 1, 2016 to December 31, 2016

GHG Reporting Protocols against which verification was conducted:

- World Resources Institute (WRI)/World Business Council for Sustainable Development (WBCSD) Greenhouse Gas Protocol

GHG Verification Protocols used to conduct the verification:

- ISO 14064-3: Greenhouse gases -- Part 3: Specification with guidance for the validation and verification of greenhouse gas assertions

Level of Assurance and Qualifications:

- Limited Assurance
- This verification used a materiality threshold of 5% for aggregate errors in sampled data for each of the above indicators

GHG Verification Methodology:

- Interviews with relevant personnel of Archer Daniels Midland Company;
- Review of documentary evidence produced by Archer Daniels Midland Company;

Bureau Veritas North America, Inc.

Health, Safety and Environmental Services

165 South Union Boulevard, Suite 310

Lakewood, Colorado 80228

Main : (303) 988.2585

Fax : (303) 988.2583

www.BureauVeritasHSE.com



Archer Daniels Midland Company
April 25, 2017

Page 2

- Review of Archer Daniels Midland Company data and information systems and methodology for collection, aggregation, analysis and review of information used to determine GHG emissions at Archer Daniels Midland Company Headquarters in Decatur, Illinois and during site visits to the Cedar Rapids, Iowa Corn Complex; and the ADM Des Moines, Iowa, Oilseeds facility.
- Audit of sample of data used by Archer Daniels Midland Company to determine GHG emissions.

Assurance Opinion:

Based on the process and procedures conducted, there is no evidence that the GHG emissions assertion shown above:

- is not a fair representation of the GHG emissions data and information; and
- has not been prepared in accordance with the WRI/WBCSD GHG Protocol Corporate Accounting and Reporting Standard

It is our opinion that Archer Daniels Midland Company has established appropriate systems for the collection, aggregation and analysis of quantitative data for determination of these GHG emissions for the stated period and boundaries.

Statement of independence, impartiality and competence

The Bureau Veritas Group is an independent professional services company that specializes in Quality, Health, Safety, Social and Environmental management with over 180 years history in providing independent assurance services.

No member of the verification team has a business relationship with Archer Daniels Midland Company, its Directors or Managers beyond that required of this assignment. We conducted this verification independently and to our knowledge there has been no conflict of interest.

The Bureau Veritas Group has implemented a Code of Ethics across the business to maintain high ethical standards among staff in their day-to-day business activities.

The verification team has extensive experience in conducting assurance over environmental, social, ethical and health and safety information, systems and processes, has over 20 years combined experience in this field and an excellent understanding of The Bureau Veritas Group standard methodology for the verification of greenhouse gas emissions data.

Attestation:

John A. Rohde, Lead Verifier
Senior Project Manager
Bureau Veritas North America, Inc.
Lakewood Colorado

Lisa S. Barnes, Technical Reviewer
Practice Line Leader
Bureau Veritas North America, Inc.
Lakewood, Colorado

April 25, 2017

This verification statement, including the opinion expressed herein, is provided to Archer Daniels Midland Company and is solely for the benefit of Archer Daniels Midland Company in accordance with the terms of our agreement. We consent to the release of this statement by you to the Carbon Disclosure Project (CDP) in order to satisfy the terms of CDP disclosure requirements but without accepting or assuming any responsibility or liability on our part to CDP or to any other party who may have access to this statement.

**BUREAU VERITAS NORTH AMERICA
INDEPENDENT ASSURANCE STATEMENT**



Introduction and objectives of work

Bureau Veritas North America, Inc. (BVNA) was engaged by Archer Daniel Midland Company (ADM) to conduct an independent assurance of select environmental data reported in its 2016 environmental report (the Report). This Assurance Statement applies to the related information included within the scope of work described below. The intended users of the assurance statement are the stakeholders of ADM. The overall aim of this process is to provide assurance to ADM's stakeholders on the accuracy, reliability and objectivity of select information included in the Report.

The reported information and its presentation in the Report are the sole responsibility of the management of ADM. BVNA was not involved in the collection of the information or the drafting of the Report.

Scope of Work

ADM requested BVNA to include in its independent review the following:

- Assurance of select environmental data and information including energy use, water use and safety metrics as summarized

Methodology

BVNA undertook the following activities:

1. Site visits to ADM facilities in Cedar Rapids, Iowa and Des Moines, Iowa;
2. Visit to ADM corporate offices in Decatur, Illinois;
3. Interviews with relevant personnel of ADM including employees at the facility and corporate level;
4. Review of internal and external documentary evidence produced by ADM;
5. Audit of environmental performance data presented in the Report, including a detailed review of a sample of data against source data; and
6. Review of ADM information systems for collection, aggregation, analysis and internal verification and review of environmental data.

Our work was conducted against Bureau Veritas' standard procedures and guidelines for external Verification of Sustainability Reports, based on current best practice in independent assurance. Bureau Veritas procedures are based on principles and methods described in the International Standard on Assurance Engagements (ISAE) 3000. A materiality threshold of ±5-percent was set for the assurance process.

The work was planned and carried out to provide verification at a limited assurance level and we believe it provides an appropriate basis for our conclusions.

Our Findings

Nothing came to our attention that the indicators shown in the attached table for ADM's Calendar Year 2016 reporting period (January 1, 2016 through December 31, 2016) are not accurate.

Our Conclusion

Based on the process and procedures conducted, there is no evidence that the data shown above:

- is not a fair representation of the energy, water and safety data and information; and
- has not been prepared in accordance with the ADM procedures.



Archer Daniels Midland Company.

Page 2

It is our opinion that ADM has established appropriate systems for the collection, aggregation and analysis of quantitative data for determination of these metrics for the stated period and boundaries.

Statement of independence, impartiality and competence

Bureau Veritas Group is an independent professional services company that specializes in Quality, Health, Safety, Social and Environmental management with over 180 years history in providing independent assurance services, and an annual 2015 revenue of \$4.6 billion Euros.

No member of the assurance team has a business relationship with ADM, its Directors or Managers beyond that of verification and assurance of sustainability data and reporting. We have conducted this verification independently and we believe there to have been no conflict of interest.

Bureau Veritas has implemented a Code of Ethics across the business to maintain high ethical standards among staff in their day-to-day business activities.

The assurance team has extensive experience in conducting assurance over environmental, social, ethical and health and safety information, systems and processes, has over 20 years combined experience in this field and an excellent understanding of Bureau Veritas standard methodology for the Assurance of Sustainability Reports.

Attestation:

John A. Rohde, Technical Reviewer
Senior Project Manager
Sustainability and Climate Change Services
Bureau Veritas North America, Inc.

April 25, 2017

Lisa S. Barnes
Practice Line Leader
Sustainability and Climate Change Services
Bureau Veritas North America, Inc.



Archer Daniel Midland Company					
Reporting Metrics					
Calendar Year 2016					
Energy					
Source	Quantity	Units	Source	Quantity	Units
Electricity	5,291,000	MWh	Gasoline	20,610	MWh
Steam	510,000	MWh	Jet Fuel	16,100	MWh
Biodiesel	990	MWh	Kerosene	560	MWh
Biogas	425,100	MWh	Liquified Petroleum Gas	59,500	MWh
Biomass (Agricultural)	353,000	MWh	Lubricants	16	MWh
Biomass (Solid Products)	21,500	MWh	Natural Gas	20,023,000	MWh
Biomass (Wood)	3,194,000	MWh	Subbituminous Coal	17,034,000	MWh
Bituminous Coal	10,950,000	MWh	Tires	147,900	MWh
Diesel Fuel	2,308,000	MWh	Residual Fuel Oil	526,200	MWh
Water Usage (Locations >100,000 m³/year)					
Source	Quantity	Units	Safety Metrics		
Groundwater	38,582,000	cubic meters	Total Recordable Incident Rate	0.7	
Municipal	39,252,000	cubic meters	Lost Days Incident Rate	0.17	
Rain	750,000	cubic meters			
Surface	37,687,000	cubic meters			

GRI INDEX

GRI Standard	Disclosure	Page number(s) and/or URL(s)	Omission
			Part and Reason
General Disclosures			
GRI 102: General Disclosures 2016	Organizational Profile		
	102-1 Name of the organization	Archer-Daniels-Midland Company and its subsidiaries	
	102-2 Activities, brands, products, and services	10-K, page 4	
	102-3 Location of headquarters	Chicago, Illinois, USA	
	102-4 Location of operations	10-K, pages 15-20	
	102-5 Ownership and legal form	Publicly traded company, incorporated	
	102-6 Markets served	10-K, page 4	
	102-7 Scale of the organization	Our Operations, page 21; 10K, pages 24 & 28	
	102-8 Information on employees and other workers	Full time employees: 31,760 Seasonal employees: 784 Part time employees: 903	Gender breakdowns are not available outside the US.
	102-9 Supply chain	Our Supply Chain, pages 11-19	
	102-10 Significant changes to the organization and its supply chain	None	
	102-11 Precautionary Principle or approach	Environmental Policy, page 6	
	102-12 External initiatives	Our Commitments, page 10	
	102-13 Membership of associations	Our Commitments, page 10	
	Strategy		
	102-14 Statement from senior decision-maker	Letter from the CEO, page 1	
	Ethics and Integrity		
	102-16 Values, principles, standards, and norms of behavior	Our Commitments, pages 5-9	
	Governance		
	102-18 Governance structure	Proxy Statement, pages 13-14 ; Our Operations, page 22	
	Stakeholder engagement		
	102-40 List of stakeholder groups	Our Report, page 2	
	102-41 Collective bargaining agreements	31%	
	102-42 Identifying and selecting stakeholders	Our Report, page 2	
102-43 Approach to stakeholder engagement	Our Report, pages 2-3		
102-44 Key topics and concerns raised	Our Report, page 3		

GRI INDEX

GRI Standard	Disclosure	Page number(s) and/or URL(s)	Omission
			Part and Reason
GRI 102: General Disclosures 2016	Reporting practice		
	102-45 Entities included in the consolidated financial statements	10-K, Exhibit 21	
	102-46 Defining report content and topic Boundaries	Our Report, pages 2-3	
	102-47 List of material topics	Our Report, page 3	
	102-48 Restatements of information	None	
	102-49 Changes in reporting	None	
	102-50 Reporting period	Calendar year 2016	
	102-51 Date of most recent report	July 6, 2016	
	102-52 Reporting cycle	Annual	
	102-53 Contact point for questions regarding the report	sustainability@adm.com	
	102-54 Claims of reporting in accordance with the GRI Standards	This report has been prepared in accordance with the GRI Standards: Core option	
	102-55 GRI content index	Page 42	
102-56 External assurance	Pages 39-41		
Material Topics			
Energy			
GRI 103: Management Approach	103-1 Explanation of the material topic and its Boundary	Our Operations, pages 26-27	
	103-2 The management approach and its components	Our Operations, pages 26-27	
	103-3 Evaluation of the management approach	Our Operations, page 27; 3rd party verification, pages 40-41	
GRI 302: Energy	302-1 Energy consumption within the organization	<ul style="list-style-type: none"> a) Total non-renewable fuel consumption: 56,857,000 MWh b) Total renewable fuel consumption: 4,024,000 MWh c) Total: <ul style="list-style-type: none"> i) Electricity consumption: 5,291,000 MWh ii) Heating consumption: 0 MWh iii) Cooling consumption: 0 MWh iv) Steam consumption: 510,000 MWh d) Total: <ul style="list-style-type: none"> i) Electricity sold: 155,000 MWh ii) Heating sold: 0 MWh iii) Cooling sold: 0 MWh iv) Steam sold: 0 MWh e) Total energy consumption: 60,881,000 MWh f) Methodology/Calculation tools: Energy data is gathered using a combination of utility bills, operations data tracking systems, and fuel purchase records. g) Conversion factors: www.onlineconversion.com 	

GRI INDEX

GRI Standard	Disclosure	Page number(s) and/or URL(s)	Omission
			Part and Reason
GRI 302: Energy	302-3 Energy intensity	<ul style="list-style-type: none"> a) Energy intensity: 0.96 MWh/MT processed b) Denominator: metric tons processed c) Types of energy included: all d) Consumption boundary: energy consumed within the organization 	
	302-4 Reduction of energy consumption	<ul style="list-style-type: none"> a) Reductions in energy: 25% reduction in intensity over baseline b) Types of energy included: all c) Base Year: 2010 - This was the first year that global emissions data was quantified. d) Methodology/Calculation tools: Energy data is gathered using a combination of utility bills, operations data tracking systems, and fuel purchase records. 	
Water Management			
GRI 103: Management Approach	103-1 Explanation of the material topic and its Boundary	Our Operations, pages 26, 29	
	103-2 The management approach and its components	Our Operations, pages 26, 29	
	103-3 Evaluation of the management approach	Our Operations, page 29; 3rd party verification, pages 40-41	
GRI 303: Water	303-1 Water withdrawal by source	<ul style="list-style-type: none"> a) Total volume of water withdrawn <ul style="list-style-type: none"> i) Surface water: 37,687,000 m³ ii) Ground water: 38,582,000 m³ iii) Rainwater: 750,000 m³ iv) Wastewater from other organizations: 0 v) Municipal water: 39,252,000 m³ b) Standards/methodologies used: Data is collected using a combination of flow meters and utility billing data. Once-through cooling water that is withdrawn and returned to the same body of water with only a change in temperature is excluded. 	
	303-3 Water recycled and reused	<ul style="list-style-type: none"> a) Total volume of water recycled and reused: 2,143,000 m³ b) Volume of water recycled as % of total: 2% c) Standards/methodologies used: For this category, only water collected and treated onsite in onsite wastewater treatment operations is included. 	
Land Use and Biodiversity			
GRI 103: Management Approach	103-1 Explanation of the material topic and its Boundary	Our Supply Chain, pages 12-16	
	103-2 The management approach and its components	Our Supply Chain, pages 12-16	
	103-3 Evaluation of the management approach	Our Supply Chain, pages 12-16	
GRI 304: Biodiversity	304-2 Significant impacts of activities, products, and services on biodiversity	Our Supply Chain, pages 12-16	

GRI INDEX

GRI Standard	Disclosure	Page number(s) and/or URL(s)	Omission
			Part and Reason
GHG Emissions			
GRI 103: Management Approach	103-1 Explanation of the material topic and its Boundary	Our Operations, pages 26, 28	
	103-2 The management approach and its components	Our Operations, pages 26, 28	
	103-3 Evaluation of the management approach	Our Operations, page 28; 3rd party verification, page 39	
GRI 305: Emissions	305-1 Direct (Scope 1) GHG emissions	<ul style="list-style-type: none"> a) Scope 1 emissions: 14,276,000 MT CO₂e b) Gases included: All Kyoto protocol gases, plus additional refrigerants c) Biogenic CO₂ emissions: 5,943,000 MT CO₂ d) Base Year: 2010 <ul style="list-style-type: none"> i) Rationale: This was the first year that global emissions data was quantified. ii) Base year emissions: Scope 1 - 14,244,000 MT CO₂e; Biogenic - 5,314,000 MT CO₂ iii) Recalculation of base year: N/A e) Source of emission factors: Depending on region, emission factors are from IEA, US EPA, and/or The Climate Registry; GWPs used are from IPCC 4th edition report f) Consolidation approach: operational control g) Standards/methodologies used: The Climate Registry protocol is used except where otherwise required by law, such as US EPA Part 98 Mandatory Reporting. 	
	305-2 Energy indirect (Scope 2) GHG emissions	<ul style="list-style-type: none"> a) Location-based Scope 2 emissions: 3,425,000 MT CO₂e b) Market-based Scope 2 emissions: N/A c) Gases included: All Kyoto protocol gases d) Base Year: 2010 <ul style="list-style-type: none"> i) Rationale: This was the first year that global emissions data was quantified. ii) Base year emissions: Scope 1 - 14,244,000 MT CO₂e; Biogenic - 5,314,000 MT CO₂ iii) Recalculation of base year: N/A e) Source of emission factors: Depending on region, emission factors are from IEA, US EPA, and/or The Climate Registry; GWPs used are from IPCC 4th edition report f) Consolidation approach: operational control g) Standards/methodologies used: The Climate Registry protocol. 	
	305-4 GHG emissions intensity	<ul style="list-style-type: none"> a) GHG emissions intensity: .279 MT CO₂e/MT processed b) Denominator: metric tons processed c) Types of GHG emissions included: Scopes 1 and 2 d) Gases included: All Kyoto protocol gases, plus additional refrigerants 	

GRI INDEX

GRI Standard	Disclosure	Page number(s) and/or URL(s)	Omission
			Part and Reason
GRI 305: Emissions	305-5 Reduction of GHG emissions	a) GHG reduction: intensity reduced 11% over baseline b) Gases included: All Kyoto protocol gases c) Base Year: 2010 - This was the first year that global emissions data was quantified. d) Scopes: Scopes 1 & 2 e) Standards/methodologies used: The Climate Registry protocol	
Supply Chain Management			
GRI 103: Management Approach	103-1 Explanation of the material topic and its Boundary	Our Supply Chain, pages 11-17	
	103-2 The management approach and its components	Our Supply Chain, pages 11-17	
	103-3 Evaluation of the management approach	Our Supply Chain, pages 11-17	
GRI 308: Supplier Environmental Assessment	308-2 Negative environmental impacts in the supply chain and actions taken	Our Supply Chain, pages 11-17	
GRI 413: Local communities	413-2 Operations with significant actual and potential negative impacts on local communities	Our Supply Chain, pages 11-17	
GRI 414: Supplier Social Assessment	414-2 Negative social impacts in the supply chain and actions taken	Our Supply Chain, pages 11-17	
Human Rights			
GRI 103: Management Approach	103-1 Explanation of the material topic and its Boundary	Our Supply Chain, page 17	
	103-2 The management approach and its components	Our Supply Chain, page 17	
	103-3 Evaluation of the management approach	Our Supply Chain, page 17	
GRI 407: Freedom of Association and Collective Bargaining	407-1 Operations and suppliers in which the right to freedom of association and collective bargaining may be at risk	Our Supply Chain, page 17	
GRI 408: Child Labor	408-1 Operations and suppliers at significant risk for incidents of child labor	Our Supply Chain, page 17	
GRI 409: Forced or compulsory labor	409-1 Operations and suppliers at significant risk for incidents of forced or compulsory labor	Our Supply Chain, page 17	
GRI 411: Rights of indigenous peoples	411-1 Incidents of violations involving rights of indigenous peoples	Our Supply Chain, page 17	
GRI 412: Human Rights Assessments	412-1 Operations that have been subject to human rights reviews or impact assessments	Our Supply Chain, page 17	
	412-2 Employee training on human rights policies or procedures	Our Supply Chain, page 17	
GRI 414: Supplier Social Assessment	414-2 Negative social impacts in the supply chain and actions taken	Our Supply Chain, pages 12,17	

GRI INDEX

GRI Standard	Disclosure	Page number(s) and/or URL(s)	Omission
			Part and Reason
Community Relations			
GRI 103: Management Approach	103-1 Explanation of the material topic and its Boundary	Our Communities, pages 36-38	
	103-2 The management approach and its components	Our Communities, pages 36-38	
	103-3 Evaluation of the management approach	Our Communities, pages 36-38	
GRI 416: Customer Health and Safety	416-1 Assessment of the health and safety impacts of product and service categories	Our Operations, pages 31-32	
	416-2 Incidents of non-compliance concerning the health and safety impacts of products and services	Our Operations, pages 31-32	
	FP5 Percentage of production volume manufactured in sites certified by an independent third party according to internationally recognized food safety management system standards	Our Operations, pages 31-32	
Technology & Innovation			
GRI 103: Management Approach	103-1 Explanation of the material topic and its Boundary	Our Operations, pages 22-24	
	103-2 The management approach and its components	Our Operations, pages 22-24	
	103-3 Evaluation of the management approach	Our Operations, pages 22-24	
Not applicable	Significant innovations or strategic partnerships	Our Operations, pages 23-24	