



Wipro Sustainability Report

2015 - 2016

A Climate of Change

The theme of this year's report 'A Climate of Change' underscores several points simultaneously : while on one hand, the reality of climate change is widely recognized as well as the urgency to act on it, the undeniable fact remains that after 25 years of the Rio-92 conference and in spite of concerted global efforts, actual progress on climate change has been slow – in fact, many would argue that there has hardly been any progress at all as absolute greenhouse gas emissions have only increased in this period even though their intensity per unit of GDP might have come down. One of the reasons offered for this halting progress is our inability to understand climate change as a wicked problem. Wicked problems are characterized as those that defy easy definition or straightforward solutions. Wicked problems like climate change are complex because they span a wide range of inter-related social, economic, environmental and geopolitical issues. This complexity manifests as the ever shifting boundaries between the known and the unknown. This explains why the reports by the global body, IPCC (Inter Governmental Panel for Climate Change) are written in the language of probability, likelihood and chance. Thus, it is impossible to say with 100% accuracy how much temperature rise the planet will see by 2100 as compared to the nineteenth century. This biophysical complexity is further compounded when seen through social or economic lens - which parts of the world will be affected more? Can a 'Moon Mission' type global program to accelerate the transition to clean energy help in reversing the situation? What should get priority first in a country like India – Jobs or Environment? These questions exemplify the nature of wicked problems as they don't have linear solutions that fit in with our current templates of understanding.

And yet, climate change is not new to our planet. As our special section 'The history of climate' shows, climate change cycles caused by changes in the earth's axial tilt and in its orbit around the sun have led to alternate periods of warming and cooling. The last such ice age ended around 11,000 years ago. Ever since, we have had an exceptional run of stable climate with an average global temperature of 15°C. This era, called the Holocene is when humans shifted from being hunter-gatherers to life as we know it today. Agriculture was invented, the first tools made, cities set up and populated, arts and crafts created... in other words, the Holocene saw civilizations flourish everywhere. But civilizations ended too along the way – the Mayan, the Egyptian and closer home, the Indus Valley civilizations,

among many others. Evidence points to local climate change as a primary cause for the decline of many of these civilizations – it could be the shift in a river's course like in the case of the Harappa civilization or a long period of El Nino events leading to extended drought ending the Moche civilization in Peru in the 8th century AD.

Fast forward to the present when a large number of scientists believe that the Holocene era has already ended because, starting with the industrial revolution of the 19th century, our earth has seen a steady increase in the average temperature by nearly 1°C in the last 150 years. But this time is different from the previous natural cycles of climate change as the current phase of warming seems to be entirely human induced prompting scientists to press for a change in the name of the current era from the Holocene to the Anthropocene. Our special section thus covers a vast range of climate history ending with the predicted effects of anthropogenic climate change by the year 2100.

Climate change however is just one manifestation of deeper and bigger issues that humanity faces. Whether it is a billion people still living in extreme poverty or growing inequality accompanied by displacement, migration and conflicts or new technologies that both promise and threaten in equal measure or basic issues such as providing access to good education and healthcare for all, the common underlying factor is one of great complexity. What kind of approaches and responses will work ? The answers are not clear but what is clear is that a range of factors need to come together for genuine progress to happen – good governance, good science along with the right technology, the pursuit of economics as if people mattered, strengthening institutions and processes that are participatory and democratic... just to name a few. The change that is required to make all this happen has to come from different directions – it must come from government, from business, from citizens, from academia and civil society. Centralized approaches to problem solving will no longer work. We will need to quickly evolve hybrid models of decentralized problem solving combined with more institutionalized interventions. But most important, all this will require co-creating the right climate of change. This climate of change is one that is based on trust, co-operation and wisdom. Creating this is our collective responsibility and at Wipro, we are keen to be part of this change we want to see.



Contents

Letter from the Chairman	00
Sustainability Dashboard	00
About This Report	00
Report Profile	00
Materiality Determination	00
Organization Profile	00
Wipro and Sustainability	00
Sustainability Megaforces	00
Overview of Wipro's Sustainability Journey	00
Wipro's Sustainability Framework	00
Sustainability Governance	00
Transparency and Disclosures	00
Wipro and its Stakeholders	00
Workplace Sustainability	00
Ecological sustainability	00
Customer stewardship	00
Financial Stewardship	00
Supply Chain Sustainability	00
Partnering for Social Change	00
Assurance Statement	00
Feedback and Communication	00



Azim H Premji

Chairman, Wipro Ltd.

Dear Fellow Stakeholders

Welcome to our sustainability report for the year 2015-16, this is our ninth annual sustainability report.

In the world of business, nine years is a long time ...especially so in the Information Technology sector where the pace of change can be bewildering even to those expecting rapid change. In contrast, change in social and environmental matters happens more slowly. This is largely due to the complex interlinked nature of the issues and the huge scale involved.

Change in the social sector cannot be brought about by any single agency but happens as a cumulative build-up of several actions taken by multiple stakeholders over a period of time. That is not to say though that at the level of the individual stakeholder, the efforts put in and the corresponding progress cannot be significant. It can be so even over the short-term. And such progress energizes action and continuing commitment on the part of the stakeholder.

The way we see Wipro's role in social change is to bring in a combination of our core values and a sense of responsible citizenship; this, we think, can make lasting impact, however small that may be when seen against the larger canvas. Let me now presentsome highlights from our sustainability journey during 2015-16.

Letter from the Chairman

Climate Change and Energy: The 2015 Paris agreement on climate change explicitly recognized that the target of containing temperature rise within 2 degree centigrade may not suffice and that the world must work towards a 1.5 degree centigrade target if we have to be in the safe zone. At Wipro, we have set for ourselves a target of doubling our renewable energy footprint over the five year period of 2016-2020 and reducing our direct greenhouse gas(GHG) footprint by 35%. We have also set broad targets for 2025 and 2030 in line with the 1.5 degree centigrade global goal. This will build on top of the work we have done so far - for example, our twin pillars of energy efficiency and renewable energy have helped save over 350,000 tons of greenhouse gas emissions over the last five years.

Livable and Sustainable Cities: More than half the world's population lives in cities, a figure that will go up to 75% by 2050. While in India, the corresponding figures are lower, our rates of urbanization are faster than the average and it is estimated that more than 600 million people will live in cities in India by 2030. The livability of most of our cities is unfortunately far below global standards as per various surveys. At the very minimum, a livable city must have reasonably clean air, uniform access to clean water and sanitation and good public transportation. We have been engaged on these issues in different ways, both within our operational boundaries and outside.

Let me talk briefly about our work on water. Our project of implementing Nano / ultra-filtration in order to increase the use of treated waste water for our cooling systems has started yielding tangible results and we are seeing a marked difference in freshwater use. We have also been engaged for the last three years in developing a better collective understanding of urban water.

In Bangalore, our 'Participative Groundwater Management Program' (PGWM) has completed a detailed mapping of the groundwater aquifer over a 33 Sq.km area around our Sarjapur facility. Alongside, it has brought together experts in urban water, government representatives and citizen groups together to forge a deeper understanding of how to enhance our water self-sufficiency and conserve our water commons. A similar initiative at the level of Bangalore city, the Karnataka State Water Network drives advocacy and actions in five geographical clusters across the city. A sixth horizontal cluster focuses on rejuvenation and restoration of lakes.

Education as a force multiplier: When we started out on our sustainability journey in 2001, we decided to focus on education and communities. We saw education as a powerful force multiplier which has cascading impacts on almost all other areas of development. Since then our work in education has grown in multiple directions covering systemic reforms, engineering education and sustainability education.

I have spoken about our interventions in these areas in our past reports. Here I would like to highlight our work on STEM education (Science, Technology, Engineering and Math) with schools in the U.S. which we started four years ago. In collaboration with University of Massachusetts, Boston, Mercy College, New York, Montclair

State University, New Jersey, and Michigan State University, we have worked with over 350 teachers in 20 school districts to develop their capacities to be better teachers and change leaders in their districts. The real impact though lies in the multiplier effect that will be generated as the teachers and other partner institutions act as agents of lasting change. This program is also a manifestation of one of our principles that one must engage on social issues in every region and geography where we have significant presence

Working with communities everywhere: We work with our proximate communities in the areas of primary health care, children with disability, education for the underprivileged and community ecology through Wipro Cares, a trust funded by employee contributions matched by Wipro. Over the last three years, the scope and scale of our work has increased almost ten-fold. Our work with children with disability now covers most major categories of physical disability and focuses on the entire spectrum from early childhood to high school.

Our approach is integrative, focusing as much on infrastructure and technical aids as on nutrition, teacher capacity in this field and community participation. It is a matter of satisfaction that our work across domains has benefitted more than 300,000 people from underserved and underprivileged across 11 states in India, including remote regions of Nagaland in the North-East. We have also been gradually strengthening our community engagement in the U.S.A, South Africa, Philippines and Singapore. Underlying all this is the power of more than 40,000 employees who contribute by way of money, volunteering or both. I realize though that we can do much more on this count and one of our clear focus areas will be to significantly increase employee involvement.

In fact I would like to extend this and say that while we have progressed well on many fronts, we can do much more in all areas, be it scaling up our renewable energy footprint, minimizing fresh water use, expanding our network of partners to bring about systemic changes in education and improving our internal processes of governance.

We live in challenging times. Rising inequality, ecological stress and geopolitical dynamics, all feed into each other amplifying each other's effects. It's critical therefore that real, genuine leaders come to the fore whether from business, government or civil society.

We must act in consonance and with a clear sense of urgency of purpose. We must also act with a sense of intrinsic hope and faith for it is only this that will ensure that we move forward even in the face of difficulty and obstacles.

With Best Wishes

Azim H Premji

Sustainability Dashboard

In this section, we are presenting our goals and measures in condensed form, but a complete understanding of these dimensions is possible only in the detailed analysis that follows in subsequent sections.

Workplace Sustainability



Highlights

Employee Engagement and Empowerment

- Sustained use of Yammer as the enterprise social networking platform over 85,000 users with 7,500 groups
- Engagement scores in the Employee Perception Survey (EPS) increased by 100 basis points compared to EPS 2013

Employee Well-being and Safety

- 18 locations in India certified for OHSAS 18001
- 1,60,000 employees, contractors and service providers attended trainings on Health & Safety, Safe Transportation, Hospitality, Security, Emergency Response Drills

Diversity and Inclusion

- 32% of workforce constitute women
- 105 nationalities in 55 countries
- 368 employees with disabilities as on March 31, 2016
- 100+ high potential women employees enrolled as mentees in the ongoing 4th batch of Women of Wipro (WoW) Mentoring Program

Capacity Building and Career Development

- Approximately 15,000 employees trained through an innovative platform called "Future Ready" for building Awareness on Digital Technologies for all customer-facing roles
- Over 20,000 employees trained on core digital technologies through Digital Foundation Academy.
- Over 4,000 employees benefitted from a program called Cutting EDGE program which trained employees on advanced skills for Digital transformation

Visions and goals for future

- Create a culture that drives performance and enhances overall employee experience
- Strengthening Careers for employees by building Talent from within and a scalable talent supply chain model
- Build talent capabilities in line with the vision of the organization
- Increase the effectiveness of HR processes and employee delight-through digitization and Talent Analytics.

Ecological Sustainability



Highlights

Energy and Emissions

- In India, energy consumption per employee showed a 6.7 % decrease over the previous year, from 224 units in 14-15 to 209 units per employee per month in 15-16
- Global GHG emissions intensity reduced from 1.67 to 1.46 tons per employee per annum
- Renewable energy contributes to 23% of total electricity consumptions for India offices
- Annual GHG savings of nearly 141302 tons

Water

- The per employee water consumption for the reporting year is 1.295 m3 per month, a 4.78 % reduction when compared with 1.36 m3 in year 2014 - 15
- Around 52% of freshwater extracted is recycled
- About 32% of our total water requirement is recycled

Waste

- 92% of total waste from India operations recycled or reused
- 100% of organic waste recycled
- 60% of MSW recycled and remaining landfilled

Campus Biodiversity

- Completed the first phase of work on biodiversity retrofit projects at our two campuses in Pune; increased native species by 4 times to 240 in one of the campuses
- Phase two of biodiversity park (wetland park) in Electronic City campus is in progress

Visions and goals for future

- Continue to strengthen energy efficiency programs in buildings
- Doubling renewable units of energy by 2020 from 65 Mn. to 135 Mn. units
- Improve water efficiency (fresh water use per employee) by 5% year on year

Financial Stewardship



Highlights

- Direct economic value generated amounting to Rs. 512,440 Mn. (7735 Mn. USD)
- Rs. 48,168 Mn. worth of economic value retained
- 47.9 % of revenue spent on employee wages and benefits

Customer Stewardship



Highlights

Customer Engagement

- Net Promoter Score increased by 420 basis points for 2015-16 as compared to the previous year
- Overall satisfaction performance of increased from 89.7% to 91.5% in 2015-16

Innovation

- Total R&D expenses for the year stood at Rs. 2561 Mn.
- In FY 2015-16, the company continued to strengthen its IP portfolio with 514 new patent applications filed
- Made 6 investments with a cumulative spend of US\$ 15 million in cutting edge start-ups in areas such as Digital, Internet of Things (IoT) etcetera

Data Privacy and IT Security

- No substantiated instances of data privacy breaches
- An overall CSR rating of Gold (highest among possible three levels) by Ecovadis
- Designated as “CSR Thought Leader” by Verego

Visions and goals for future

- Committed spend of US\$ 5 million in FY16 in start-ups working in technologies that are reshaping the future of enterprises.

Supply Chain Sustainability



Highlights

- Sourcing from minority and women owned enterprises contributed to 5.4% of total central procurement-tracked spend for India operations
- By value 75% of the procurement for the year was from local (India based) suppliers

Visions and goals for future

- To conduct social compliance audit for 300 identified suppliers

Social Responsibility



Highlights

Wipro Education

- Seeding Fellowship program launched to support early stage organizations working in school education
- Continued supporting 16 organizations through programmatic grants, fellowships, conferences and publications. This included engagement with four new & upcoming organizations being supported from last year
- Instituted an award for children's literature in partnership with Goodbooks Trust and The Hindu Lit Fest

Wipro Science Education Fellowship Program

- Launched to improve Science and Math education in schools primarily serving disadvantaged communities in cities in USA
- Works with 250-300 teachers across 20 school districts who go through a 2-3 year fellowship
- Work in progress in 5 school districts each in Boston, New Jersey & New York in participation with University of Massachusetts, Montclair State University and Mercy College
- External evaluation study of Wipro SEF in Q1 highlighted that the program is being positively received by participants and has resulted in numerous outcomes (on instructional practices, reflective skills, sense of community etc.) for Fellows, District Coordinators and associated schools & districts

Wipro earthian

- Increased reach to 2000 schools, 1500 colleges and 2200 teachers in 45 districts across 21 states
- Wipro-earthian Sustainability quiz was successfully launched at the IIMA Confluence festival and the IIMB Exemius festival where 227 teams and 681 students participated
- Round table discussion on sustainability education attended by 60 regional colleges in Orissa was organized

Wipro Cares

- A total of 33 project across domains all over the country
- Health care services of Wipro Cares reach out to around 30,000 people in nearly 60 villages
- Environmental initiatives reach out to around 2000 waste workers in Bangalore.
- The education program reaches out to more than 64,000 children from disadvantaged communities in 8 cities
- 'Education of children with disability' projects supports the educational and rehabilitative needs of over 2500 underprivileged children through 12 projects

iStock

by Getty Images

1

iStock

by Getty Images™

iStock

by Getty Images™

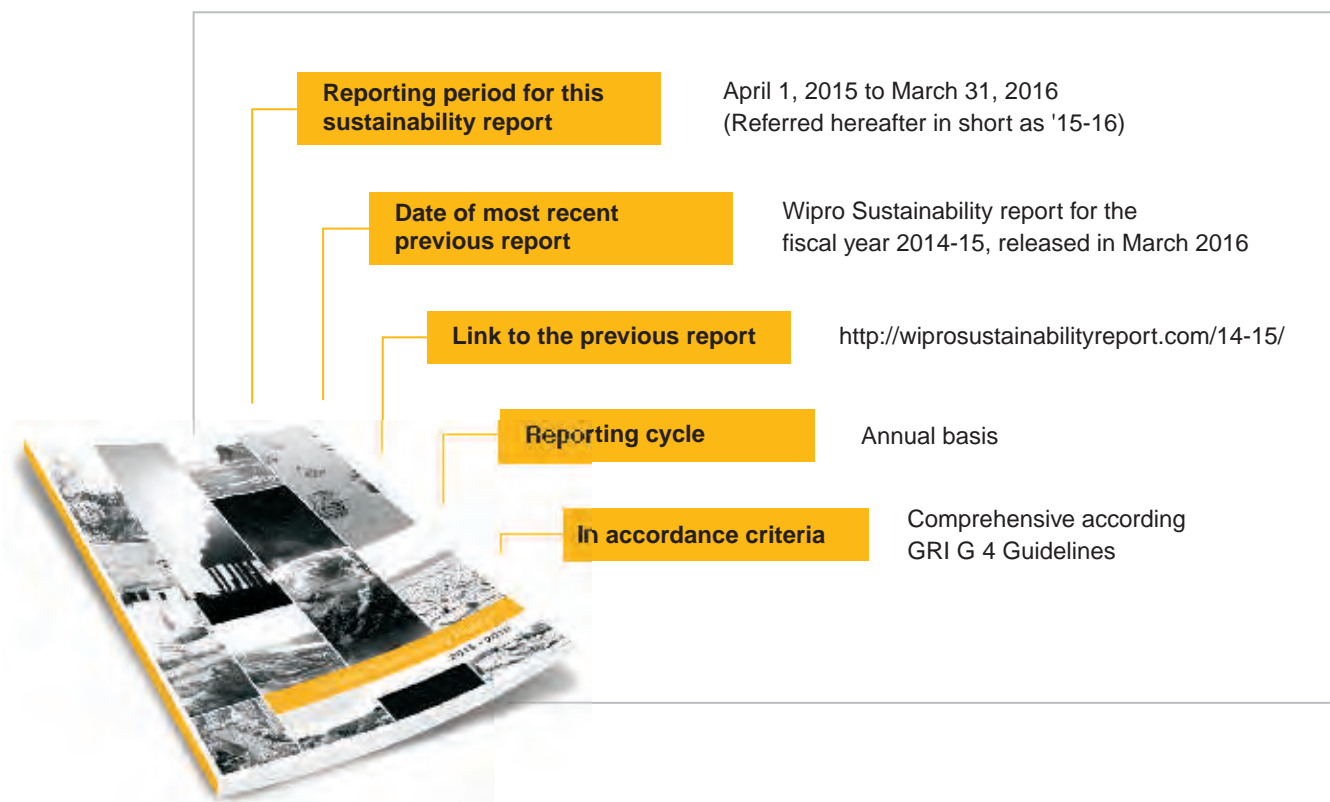
ABOUT THIS REPORT

- 1.1 Report Profile
- 1.2 Materiality Determination
- 1.3 Organization Profile



1.1

Report Profile



Scope and Boundry



Businesses

- Wipro Technologies
- Wipro Infotech
- Wipro Business Process Services
- Wipro Eco Energy services



Geographies

- Americas
- Europe
- India
- Japan
- Middle East
- Asia Pacific



Scope of reporting

Financial performance indicators
Environmental performance indicators
Employee metrics
Social performance metrics
Other qualitative reporting

All geographies
 India (energy data reported for overseas locations)
 All geographies
 Primarily India
 All geographies (unless otherwise specified)

The GRI Content Index in accordance with option 'Comprehensive as prescribed by GRI G4 Guidelines details the coverage of relevant information. The index is available at <http://wiprosustainabilityreport.com/15-16/?q=gri-index>

Approach

Like our previous reports, we continue to adopt the stakeholder format of reporting. Given that stakeholder inclusion and engagement is such a crucial cornerstone of the AA1000 and the GRI frameworks, we believe that the stakeholder format is more appropriate for focusing attention on key material aspects for each of the stakeholders. Each individual section on this report is structured as our response to concerns of the respective stakeholder identified through the materiality assessment.

We have opted to conduct an independent assurance of our sustainability report as part of our company policy. DNV GL has been engaged to verify the content of this report.



1.2

Materiality Determination

Sustainability reporting should aim to be a faithful reflection of the organization's values, vision, plans, progress and challenges on the different dimensions of sustainability. Determining 'materiality' helps an organization to understand issues that are relevant to its stakeholders over the short, medium and long term. The process has to be centered at the intersection of organizational relevance and stakeholder priorities. It should be the first step for organizations in informing their sustainability charter and this is how we started our formal sustainability journey in 2007-08. But the dynamic of the fast evolving terrain of corporate sustainability demands that companies reassess their sustainability strategy and materiality determination approaches at regular intervals. It is in this spirit that we undertook a materiality recalibration exercise during 2014-15.

In this section, we discuss the rationale, approach and outcomes of our materiality determination exercise.

Materiality Recalibration

Materiality is informed by the socio-economic context in which an organization operates and the needs of its primary and/or influencing stakeholders. It requires us to keep 'ears to the ground' by understanding stakeholders' perceptions and expectations, the business context, local and macro developments and changing thresholds of sustainability risks and opportunities over time.

The strategic review of our materiality framework was completed in 2015. The revision process involved taking a fresh look at the material dimensions and recalibrating them without assumptions or pre-determined notions. We examined our current sustainability strategy and tried to identify issues which have evolved since we last revised our materiality framework.

We present below the approach and progress on this exercise.

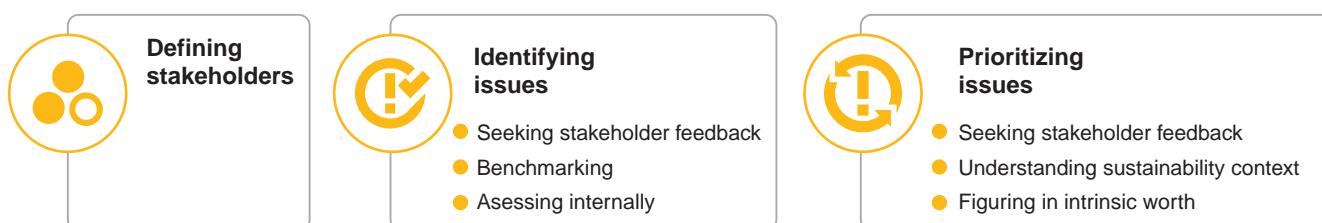
The Driving Principles

In addition to the classic framework that maps issues on the basis of 'Relevance to the Organization' and 'Relevance to Stakeholders', our materiality framework incorporates the following driving principles:

- 1. Incorporation of multiple dimensions:** Material dimensions vary from one organization to another as the context of each company and the industry or geography in which it is operating is not necessarily the same. The issues faced by a business can be different even within the same sector and geography. The materiality determination should reflect the complexities of multiple environmental, social and governance dimensions that are relevant to Wipro as a company and to the IT Services sector. It is also important to look at the probability and impact of the issues over a long period of time. The societal and global context could shift and what would have been peripheral in the short term could eventually become central and critical.
- 2. Individual stakeholder view:** The conventional materiality matrix typically places issues based on relevance to the company and relevance to stakeholders; however, given that a company will have multiple stakeholders who are often very different in the roles that they play, it makes little sense to talk about 'stakeholder relevance' as an abstract, macro notion unless it is mapped to the next level of detail to the individual stakeholder.
- 3. Intrinsic worth:** In the conventional materiality matrix of 'Relevance to Wipro' and 'Relevance to Stakeholders', certain critical sustainability issues may not score high on either of the dimensions. And yet, they have an intrinsic worth that compels serious and deep engagement. Therefore, our new framework will look at all these three factors.

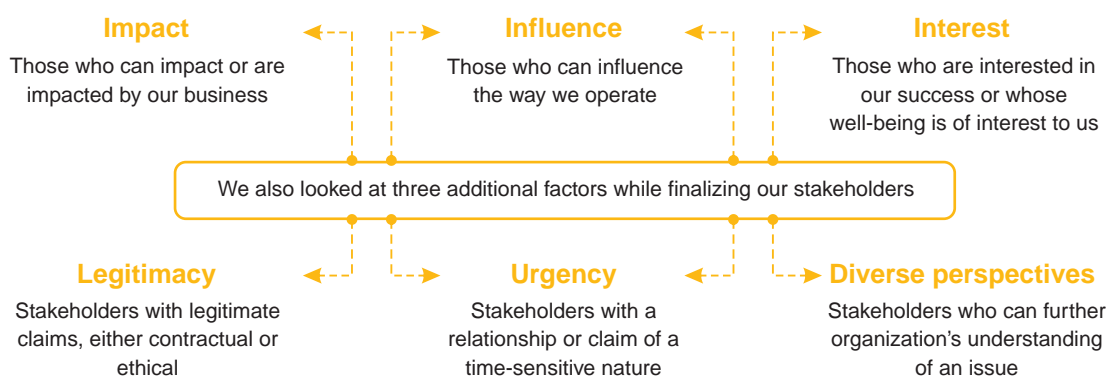
Our Approach

The questions 'Who are your stakeholders?' and 'What are their material issues?' are important starting steps and we consider these questions as the building blocks of our sustainability initiatives and reporting. Based on GRI G4 Guidelines and AA1000 principles of 'Stakeholder Inclusiveness', 'Materiality' and 'Sustainability Context', we have adopted the following approach to determine materiality for our company.



Stakeholder Identification

Defining who an organization's primary stakeholders are, can be relatively straightforward within the business ecosystem. But when it comes to larger social and environmental contexts, the meaning of stakeholders can assume a form that is unduly large or amorphous. Here it becomes important to understand and identify those attributes of stakeholders that makes them important to business and necessitate meaningful engagement. We began our identification by defining those attributes and then mapping our value chain to determine stakeholders who qualify the attributes.



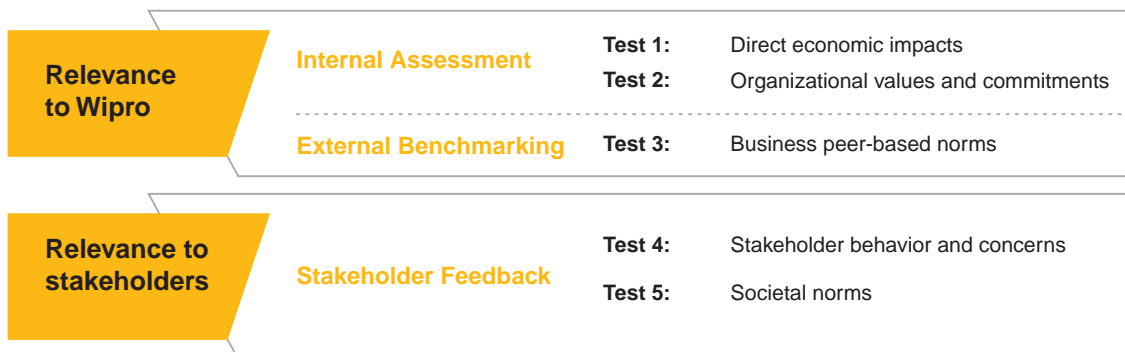
These led us to identify the following eight stakeholder groups. Readers will note that, except for minor semantic differences, these are the same stakeholders that appear in our previous reports. Therefore, the materiality recalibration exercise essentially reaffirmed our earlier decision in this regard.

**Employees****Investors****Partners and
Academic Institutes****Government and
Policy Networks****Customers****Suppliers****Communities & Civil
Society Networks****The Young Citizen &
Future Generations**

While the first four have direct and operational/ business value chain impacts, the other four are part of the larger community and society that we operate in.

Identification of Issues

Material issues and their relative importance to Wipro and our stakeholders are not static and are likely to change with time. In line with this, we followed a threefold approach based on the Five Part Materiality Test proposed by Account Ability. We try to present a 360 degree perspective on our business and ecosystem through this process and its outcomes.



Internal assessment

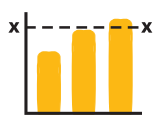
A significant part of materiality determination stems from the organization's overall mission, values, commitments and competitive strategy as well as the impact of or on its economic performance. An internal perspective on risks as identified through organizational processes like risk assessment studies and audits or self-assessments using disclosure frameworks is also considered in the process. Listed below are the sources of information.



- Financial reports (Annual reports & Form 20F)
- Sustainability reports
- Disclosures Dow Jones Sustainability (DJSI), Carbon Disclosure Project (CEP), Vigeo etc.)
- Other risk assessment studies and audit reports

External benchmarking

We conducted an extensive review of literature to identify issues considered as material and identified as risks by our business peers and also to understand expectations expressed in international standards and agreements. Listed below are the sources of information.



- Annual reports, sustainability reports, Form 20F of peers
- SASB Materiality Map
- ISO 26000 Guidance on Social Responsibility
- FICCI India Risk Report

Stakeholder feedback

Stakeholder inclusiveness is central to the materiality determination process. It is important to consider reasonable expectations and interests of stakeholders so as to provide a balanced view of the issues that emerge. At Wipro, we engage with our stakeholders regularly to understand their concerns and develop plans to address those concerns.

From the above mentioned sources, a universe of all issues or dimensions that could be material for our businesses was identified.

Prioritization of material issues

The sustainability context of each of the issues or dimensions identified was detailed so as to understand their materiality to our business and industry. Following this, a prioritization exercise was undertaken by looking at the intrinsic worth of each issue as well as its relative priority. The stakeholder's feedback was also taken into account by incorporating their ratings for each of these dimension against four criteria of 1) Relevance to Wipro's business operations; 2) Relevance to stakeholders; 3) Impact; and 4) Time horizon of impact.



This consultation process conducted in 2014-15 was part of materiality recalibration exercise and we have covered our senior leadership, employees and experts in the field of sustainability. We had involved participation from 12 of our senior leaders and 35 employees through email based questionnaires and social media. In addition, about 11 experts from academia and industry also provided their feedback. We also considered inputs from investors and customer gathered through different engagement exercises and the above exercise provided important insights into our stakeholders' priorities, concerns and expectations from the company.

Materiality Reporting for the Year

From 2014 – 15 reporting year onwards, we are following the GRI G4 guidelines for our reporting. In line with G4 requirement to focus on 'what matters' and 'where it matters', we undertook an exercise to determine the most material issues to include in this report from multiple dimensions of risk, returns and relevance. We adopted the following steps to identify material aspects for reporting.

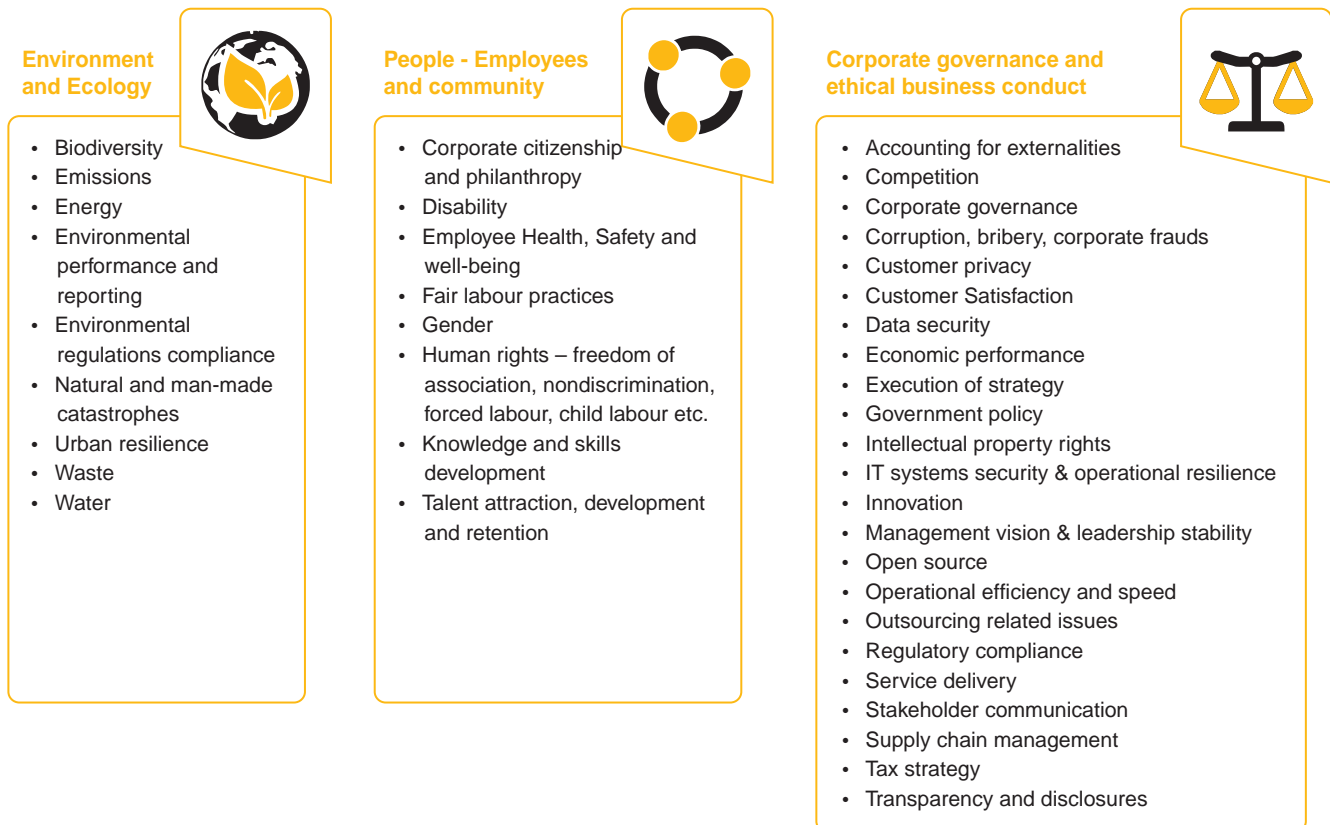


- Mapping the identified material issues to GRI G4 'Aspects'. Issues not connected to aspects are retained as 'Topics'
- Defining the boundary of each Aspect and Topic based on impacts
- Deciding the scope of reporting for other issues/dimensions

From the universe of issues or dimensions that was identified as material, **a total of 19 aspects and 6 topics have been finalized for reporting.** Depending on the relative importance, the other identified issues identified will be detailed in the respective sections as part of disclosure of management approach. The outcomes of the process were shared with all relevant functions for review and the consequent feedback was incorporated.

Materiality Map

Universe of Issues / Dimensions Considered



Given below is the mapping of identified aspects and topics to respective sections and primary stakeholders.

Stakeholder	Aspects / Topics	Aspect/Topic Boundary	Respective Sections
Employees	<ul style="list-style-type: none"> Employment Occupational Health and Safety Diversity and Equal Opportunity Non-discrimination Freedom of Association and Collective Bargaining Human Rights Grievance Mechanisms Labour Practices Grievance Mechanisms Compliance Capacity Building and Career Development 	People supply chain – Global (employees, contract and support staff)	Workplace Sustainability

Current and future generations	<ul style="list-style-type: none"> • Energy • Emissions • Water • Effluents and Waste • Campus Biodiversity • Urban Resilience 	<ul style="list-style-type: none"> • Water, Waste, Biodiversity - Operations in India as they constitute 80% of overall footprint and higher impact • Energy, Emissions – Global Supply Chain (includes Business Travel and commute) contribute to 77% of overall environmental impact. • Campus biodiversity - Wipro campuses in Bangalore and Pune • Urban Resilience -Primarily India 	Ecological Responsibility
Customers	<ul style="list-style-type: none"> • Customer Privacy • Customer Satisfaction • Innovation 	<ul style="list-style-type: none"> • All our customers and businesses 	Customer stewardship
Investors	<ul style="list-style-type: none"> • Economic performance • Anti-corruption 	<ul style="list-style-type: none"> • Economic performance: Across the value chain, primarily India • Anti-corruption: Supply chain and business functions, primarily India 	Financial Stewardship
Suppliers*	<ul style="list-style-type: none"> • Supplier environmental assessment • Supplier assessment for labor practices • Supplier human rights assessment • Supplier assessment for impact on society 	<ul style="list-style-type: none"> • Social aspects of Supply Chain: India based suppliers • Environmental aspects of supply chain: Categories based on life cycle assessment of services and products (see natural capital accounting) 	Supply Chain Sustainability Workplace Sustainability
Community & civil society networks; The education ecosystem	<ul style="list-style-type: none"> • Community and Education 	<ul style="list-style-type: none"> • Communities in India and other countries where we have significant operations. Other countries include South Africa, United States of America etcetera. 	Social Responsibility

* As described in the section 'Our Value Chain', our suppliers are of three categories – Human Resources, Service Providers and Materials & Equipment Providers. We are covering aspects and topics related to our primary supply chain (contractors directly engaged in customer delivery) in the section 'People Sustainability' and product and services supply chain related aspects in the section 'Supply Chain Sustainability'.

Note: The issues in italics are topics not included in GRI G4 aspect list.



1.3

Organization Profile

In this section, we present an overview of Wipro's key organizational metrics both, at a strategic and operational level. We also articulate our approach to corporate governance covering the key areas of Board Governance, Strategic Risk Management, Codes of Conduct and Policies, Disclosures and Ombudsprocess. All of these together provide the cornerstones of our overarching approach centered on being a responsible organization that combines financial performance with environmental stewardship and a workplace that is fair as well as empowered.

Company Profile

Wipro Ltd (NYSE:WIT) is a global information technology, consulting and outsourcing company with 170,000+ workforce serving clients in 175+ cities across 6 continents. The company posted revenues of \$7.7 Billion for the financial year ended Mar 31, 2016.

Wipro helps customers do business better by leveraging our industry-wide experience, deep technology expertise, comprehensive portfolio of services and vertically aligned business model. Our 55+ dedicated emerging technologies 'Centers of Excellence' enable us to harness the latest technology for delivering business capability to our clients.

Wipro is globally recognized for its innovative approach towards delivering business value and its commitment to sustainability. Wipro champions optimized utilization of natural resources, capital and talent. Today we are a trusted partner of choice for global businesses looking to 'differentiate at the front' and 'standardize at the core' through technology interventions.

Values, Tenets, Vision, Policies

Spirit of Wipro represents the core values of Wipro which act as the guiding principles for our culture and actions. This Spirit is rooted in current reality, but it also represents what Wipro aspires to be hence making it future ready. They bind us together and inspire us to excel in the way we think and act.

Spirit of Wipro

Spirit of Wipro



Wipro's Vision

**THE
CUSTOMER**



To earn our clients' trust and maximize value of their business by providing solutions that integrate deep industry insights, leading technologies and best in class delivery processes

Measured by our aspiration to achieve industry leading growth

Policies

Vision, tenets and values are the foundational cornerstones of an institution and shape its essential core i.e. 'what it stands for'. To translate these into operating frameworks is the job of policies and codes of conduct. To be effective, policies must be comprehensive, yet simple to understand and implement. Some of our key policies are as below.



**Code of
Business
Conduct**



**Ecological
Sustainability
Policy**



**Corporate
Social
Responsibility
Policy**



**Health
and Safety
Policy**



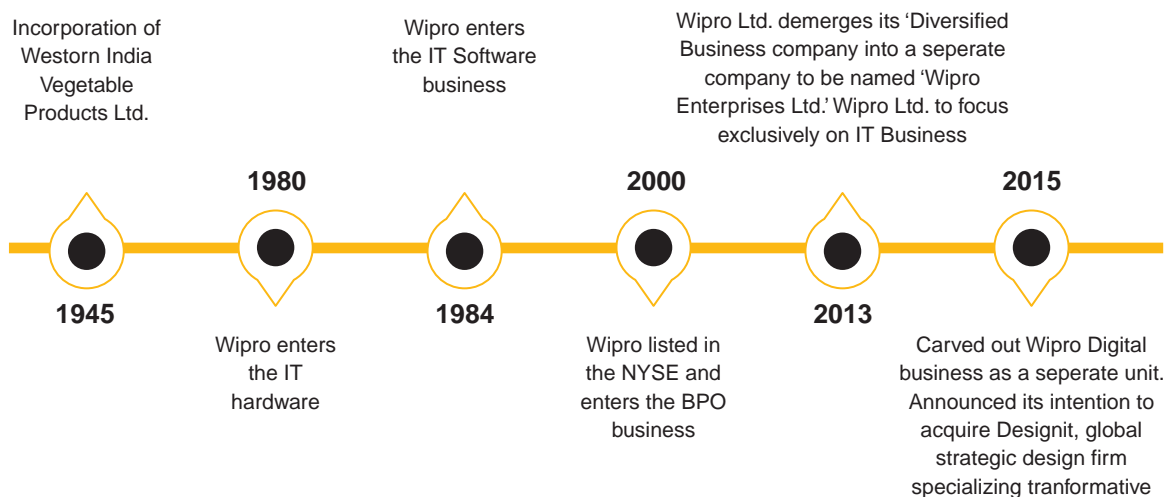
**Supplier
Code of
Conduct**



**Human
Rights
Policy**

Milestones

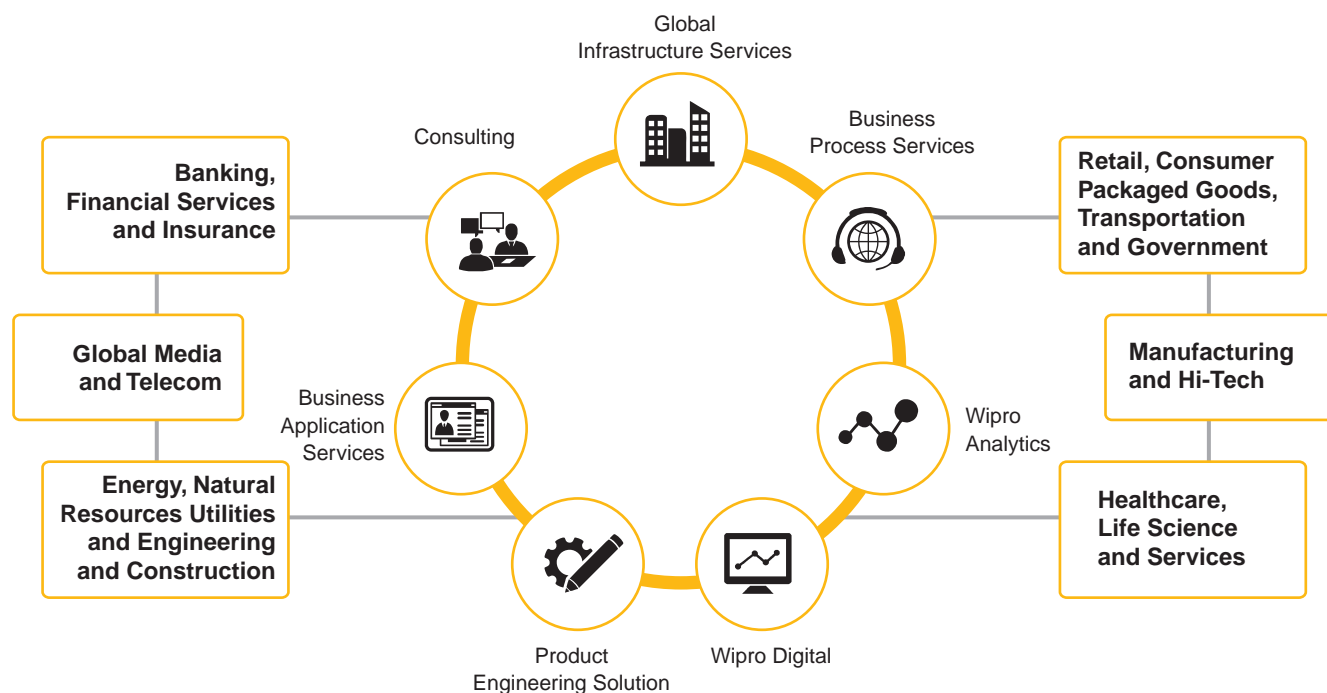
Wipro, one of the world's most trusted brands, is a name with a long history. Here's a snapshot of our journey to date:



Strategic Business Units and Service Lines

We invest significant resources in understanding and prioritizing industry verticals. Our IT Services business segment is organized into six strategic business units by customer industry.

Wipro's service offerings are aligned with the technology needs of our customers. While our focus is on being a strategic provider of IT Services and the system integrator of choice, we also provide IT Products as a complement to our IT Services offerings. In the India and Middle -East markets, we are a leading provider of system integration services where we provide a full suite of services such as hardware solutions, software licenses and services. To fulfill system integration projects, we provide IT hardware and software licenses.



Geographical Presence



Americas



52.5%

Europe



25.6%

India and ME



10.6%

Asia Pacific & Other Emerging Markets



11.3%

Key Organizational Metrics

Key Financial Metrics	2012-13	2013-14	2014-15	2015-16
Revenue (Rs. Billion)*	374.256	434.269	469.545	512.440
Profit After Tax (Rs. Billion)*	61.684	78.405	87.059	89.414
Total Capitalization (Rs. Billion)	348.799	396.478	488.541	593.523
Equity (Rs. Billion)	284.983	344.886	409.628	468.302
Debt (Rs. Billion)	63.816	51.592	78.913	125.221
Total Assets (Rs. Billion)	439.730	502.304	600.033	724.921
Other Organizational Metrics				
Number of shareholders	213,603	210,471	213,588	227,369
Number of Employees	134,541*	159,000*	142,282*	156,718*

Note: * Figures are only for core employees in IT business. Does not include partner employees, retainers and support service workforce.

Recognitions



Wipro recognized as member of Dow Jones Sustainability Index (DJSI), World for the seventh time in a row. Wipro is also a member of the DJSI Emerging Markets Index



Wipro selected as a member of the Vigeo Emerging Market Sustainability Index (the 70 most advanced companies in the Emerging Market Region)



Wipro won the NASSCOM award for the Best program in Gender Diversity for 2015-2016 in IT/ ITES companies



Wipro features in the A List of CDP's global report as well as the India Climate Change Report 2016



Wipro named as a 2016 World's Most Ethical Companies by the Ethisphere Institute for the 5th successive year

Wipro won Asia-Pac Award in the Workplace Category at Disability Matters Asia-Pac Conference held at Bangkok



Wipro recognized as one of the 100 most sustainable corporations in Asia in the 2016 Channel NewsAsia Sustainability Ranking and ranked Number One in Asia



Wipro Ltd received 'A' Rating with a PLATINUM Sustainable Plus Label from CII

Business Innovation and Excellence Awards



- Wipro wins Aecus Innovation Award for its Incident Management Mobile Solution implementation at National Grid
- Wipro retains the 11th spot in Interbrand's Best Indian Brands 2016
- Wipro won the CISCO "Digitizing India Awards" in collaboration with CNBC for NRC Assam Project under Digital Innovation in Citizen services (eGovernance) category
- Wipro Receives 2015 EMC Global Growth Alliances Partner Award
- Wipro named a 2015 Best Outsourcing Thought Leadership Awards (BOTL) winner by The Outsourcing Institute
- Wipro Wins Seven Awards At CIO Choice Honor & Recognition 2015

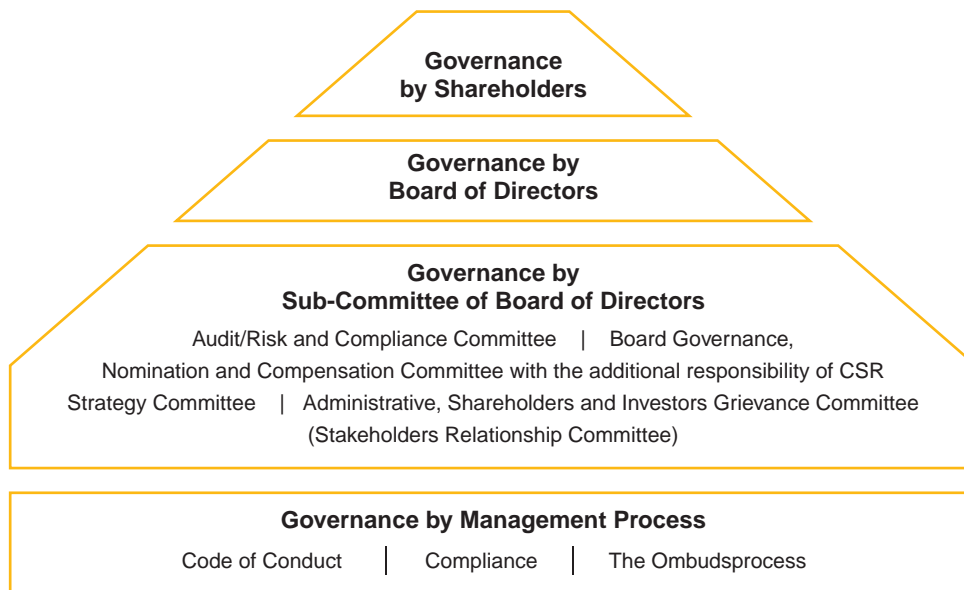
Good Governance and Management Practices

Corporate Governance

At Wipro, Corporate Governance is more than just adherence to the Statutory and Regulatory requirements. It is equally about focusing on voluntary practices that underlie the highest levels of transparency and propriety.



Our Corporate Governance philosophy is put into practice at Wipro through the following four functional layers, namely,




Effective corporate governance requires a clear understanding of the respective roles of the Board and of senior management and their relationships with others in the corporate structure. To ensure this, the Board of Directors has adopted 'Corporate Governance Guidelines' which codifies the best corporate governance practices. These guidelines provide a systematic and structured framework for the Board to review and evaluate the Company's performance in an independent manner, while at the same time providing assurance to the Directors in terms of their authority to oversee the Company's management. Our Corporate Governance Guidelines give an overview of the responsibilities of the board, board composition, board meetings, board committees and process of management review.

Board of Directors

As of March 31, 2016, we had seven non-executive directors and three executive directors, of which one executive director is the Chairman of our Board. Effective April 1, 2016, two more independent directors were appointed making the total number of non-executive independent directors nine. All of the seven non-executive directors are independent directors and free from any business or other relationship that could materially influence their judgment. All the independent directors satisfy the criteria of independence as defined under the listing agreement with the Indian Stock Exchanges and the New York Stock Exchange Corporate Governance standards.

Our Corporate Governance Guidelines specify the board nomination process as well as board membership criteria. We consider different factors of expertise and experience on economic and social aspects in board selection. These factors such as independence, alignment with company's values, diversity and complementarity in terms of age, skills and knowledge, management experience, industry background, perspectives, etc., ensures selection of a Board which can act in the best interests of the company and its stakeholders.

The board undergoes familiarization program and other continuing education programs which are aimed at developing and enhancing the collective knowledge of economic and social topics related to their duties as Directors on an ongoing basis to enable them to perform their duties better and to recognize and deal appropriately with issues that arise.



Board members are not prohibited from serving on Boards and/or Committees of other organizations, except for companies that are in competition with the businesses pursued by the Company. However, members of the Board are required to comply with applicable regulatory requirements with respect to limits on number of directorships in the both the country of incorporation of the country and the country of residence. The Board Profile section in our Annual Report discloses other board memberships held by our Board of Directors. Service on Boards and/or Committees of other organizations shall be consistent with the Company's conflict of interest policy.

The Board Profile giving an overview of the background and experience of Board of Directors can viewed is provided in pages 16 to 21 of our Annual Report FY 2015-16.

The guidelines can be viewed at

<http://www.wipro.com/documents/investors/pdf-files/Corporate-Governance-Guidelines.pdf>

For more details on our corporate governance, please refer to page number 35 and 109-118 of our Annual Report FY 2015-16.

Related Party Disclosures

As a part of our philosophy of adhering to highest ethical standards, transparency and accountability, disclosures are considered critical in the company. Disclosures help us adhere to regulatory requirements as well as in proactively informing and engaging with our various stakeholders. Due care is taken to disclose timely, consistent and accurate information through annual financial reports, sustainability reports and other public reports to shareholders and the public regarding financial performance, liabilities, control and ownership, and corporate governance issues.

Wipro is a promoter group led company with the promoters having other diverse businesses and interests. Our Annual Financial reports include disclosures on shareholding pattern of promoters as well as top 10 shareholders. Given the fact that the promoter group has occasions to engage in Related Party Transactions (RPTs), disclosures on the same are made in our annual reports in the interest of transparency. Such transactions are guided by 'Policy on Related Party Disclosures', an abridged version of which is made available in our website at <http://www.wipro.com/documents/investors/pdf-files/abridged-policy-for-related-party-transactions.pdf>. Refer to page 167 of our latest Annual Report for 2015 - 16 for details of related party transactions during the financial year.

Risk Management

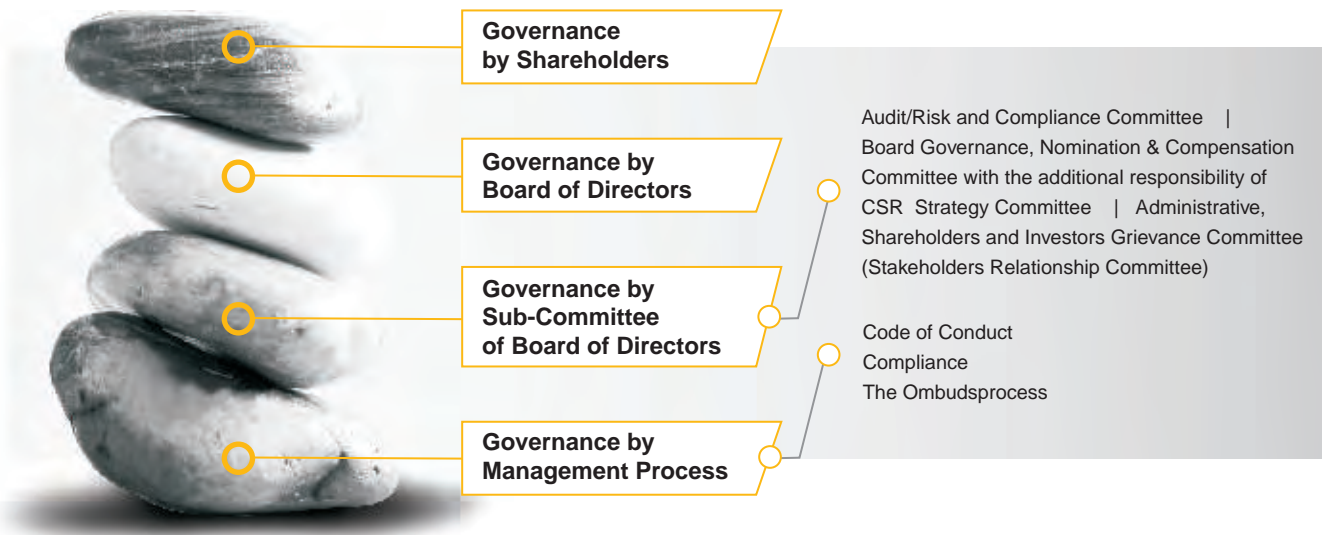
Risk Management at Wipro is an enterprise wide function backed by a qualified team of specialists with deep industry experience who develop frameworks and methodologies for assessing and mitigating risks. Enterprise Risk Management (ERM) works in close co-ordination with Business teams, Legal, Finance, Human Resources, Quality, office of the CIO, Delivery, Internal Audit and other Functional teams.

Enterprise Risk Management (ERM) enables and supports business objectives through risk-intelligent assessment and mitigation mechanisms while providing reassurance to all stake holders including Customers, Shareholders and Employees. This is done by identifying, assessing and mitigating risks within key business and functional processes through a collaborative approach. As part of this, the leveraging of technology and tools for continuous monitoring and reporting of risks is crucial.

ERM Framework

The risk landscape in the current business environment is changing dynamically with the dimensions of Cyber security, Information Security & Business Continuity, Data Privacy and Large Deal Execution figuring prominently in the risk charts of most organizations. To effectively mitigate these risks, we have deployed a risk management framework which helps proactively identify, prioritize and mitigate risks. The framework is based on principles laid out in the four globally recognized standards.

Our Corporate Governance philosophy is put into practice at Wipro through the following four functional layers, namely,



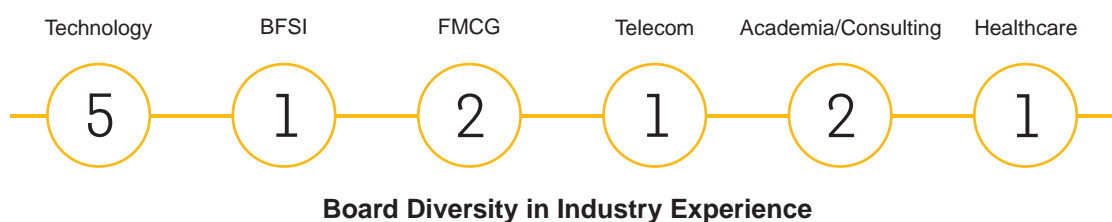
Effective corporate governance requires a clear understanding of the respective roles of the Board and of senior management and their relationships with others in the corporate structure. To ensure this, the Board of Directors has adopted 'Corporate Governance Guidelines' which codifies the best corporate governance practices. These guidelines provide a systematic and structured framework for the Board to review and evaluate the Company's performance in an independent manner, while at the same time providing assurance to the Directors in terms of their authority to oversee the Company's management. Our Corporate Governance Guidelines give an overview of the responsibilities of the board, board composition, board meetings, board committees and process of management review.

Board of Directors

As of March 31, 2016, we had seven non-executive directors and three executive directors, of which one executive director is the Chairman of our Board. Effective April 1, 2016, two more independent directors were appointed making the total number of non-executive independent directors nine. All of the seven non-executive directors are independent directors and free from any business or other relationship that could materially influence their judgment. All the independent directors satisfy the criteria of independence as defined under the listing agreement with the Indian Stock Exchanges and the New York Stock Exchange Corporate Governance standards.

Our Corporate Governance Guidelines specify the board nomination process as well as board membership criteria. We consider different factors of expertise and experience on economic and social aspects in board selection. These factors such as independence, alignment with company's values, diversity and complementarity in terms of age, skills and knowledge, management experience, industry background, perspectives, etc., ensures selection of a Board which can act in the best interests of the company and its stakeholders.

The board undergoes familiarization program and other continuing education programs which are aimed at developing and enhancing the collective knowledge of economic and social topics related to their duties as Directors on an ongoing basis to enable them to perform their duties better and to recognize and deal appropriately with issues that arise.



Board members are not prohibited from serving on Boards and/or Committees of other organizations, except for companies that are in competition with the businesses pursued by the Company. However, members of the Board are required to comply with applicable regulatory requirements with respect to limits on number of directorships in the both the country of incorporation of the country and the country of residence. The Board Profile section in our Annual Report discloses other board memberships held by our Board of Directors. Service on Boards and/or Committees of other organizations shall be consistent with the Company's conflict of interest policy.

The Board Profile giving an overview of the background and experience of Board of Directors can viewed is provided in pages 16 to 21 of our Annual Report FY 2015-16.

The guidelines can be viewed at

<http://www.wipro.com/documents/investors/pdf-files/Corporate-Governance-Guidelines.pdf>

For more details on our corporate governance, please refer to page number 35 and 109-118 of our Annual Report FY 2015-16.

Related Party Disclosures

As a part of our philosophy of adhering to highest ethical standards, transparency and accountability, disclosures are considered critical in the company. Disclosures help us adhere to regulatory requirements as well as in proactively informing and engaging with our various stakeholders. Due care is taken to disclose timely, consistent and accurate information through annual financial reports, sustainability reports and other public reports to shareholders and the public regarding financial performance, liabilities, control and ownership, and corporate governance issues.

Wipro is a promoter group led company with the promoters having other diverse businesses and interests. Our Annual Financial reports include disclosures on shareholding pattern of promoters as well as top 10 shareholders. Given the fact that the promoter group has occasions to engage in Related Party Transactions (RPTs), disclosures on the same are made in our annual reports in the interest of transparency. Such transactions are guided by 'Policy on Related Party Disclosures', an abridged version of which is made available in our website at <http://www.wipro.com/documents/investors/pdf-files/abridged-policy-for-related-party-transactions.pdf>. Refer to page 167 of our latest Annual Report for 2015 - 16 for details of related party transactions during the financial year.

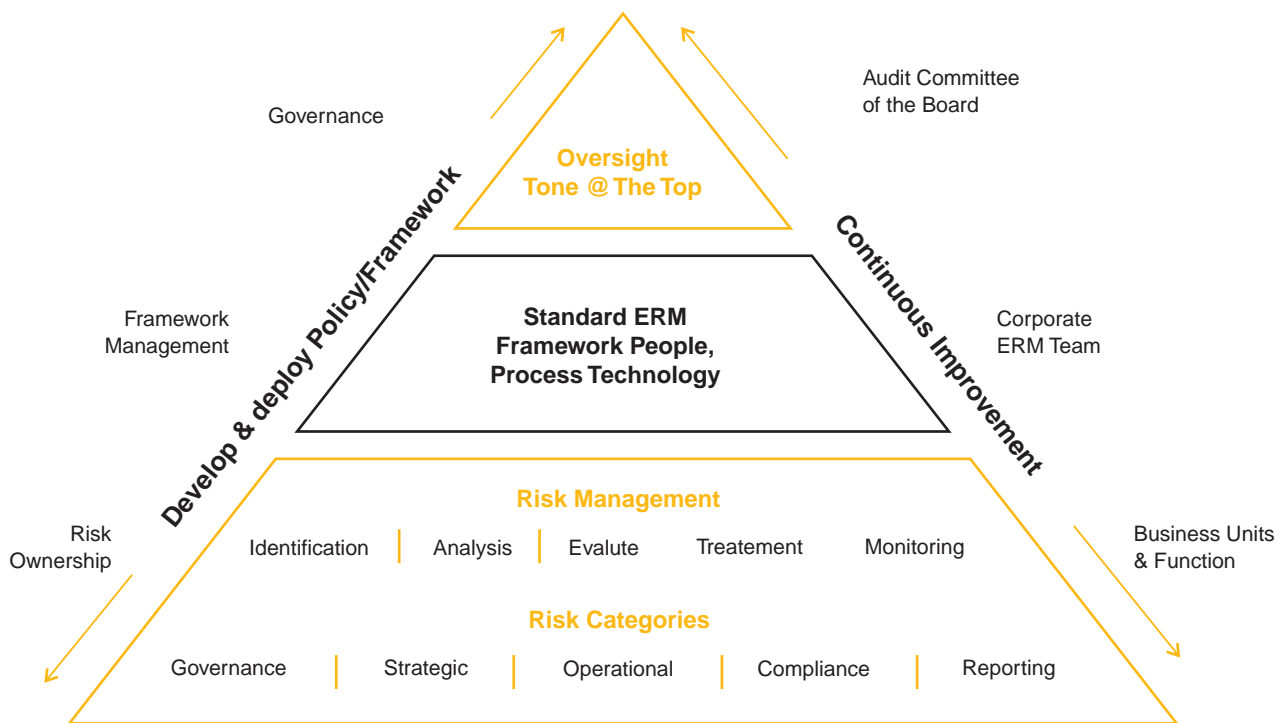
Risk Management

Risk Management at Wipro is an enterprise wide function backed by a qualified team of specialists with deep industry experience who develop frameworks and methodologies for assessing and mitigating risks. Enterprise Risk Management (ERM) works in close co-ordination with Business teams, Legal, Finance, Human Resources, Quality, office of the CIO, Delivery, Internal Audit and other Functional teams.

Enterprise Risk Management (ERM) enables and supports business objectives through risk-intelligent assessment and mitigation mechanisms while providing reassurance to all stake holders including Customers, Shareholders and Employees. This is done by identifying, assessing and mitigating risks within key business and functional processes through a collaborative approach. As part of this, the leveraging of technology and tools for continuous monitoring and reporting of risks is crucial.

ERM Framework

The risk landscape in the current business environment is changing dynamically with the dimensions of Cyber security, Information Security & Business Continuity, Data Privacy and Large Deal Execution figuring prominently in the risk charts of most organizations. To effectively mitigate these risks, we have deployed a risk management framework which helps proactively identify, prioritize and mitigate risks. The framework is based on principles laid out in the four globally recognized standards.



Refer to pages 35 - 36 in our Annual Report 2015 - 16 for more details on our risk management model and risk analysis.

Major Risk Management and Risk Mitigation Initiatives

Major Risks	Mitigation Plan
Information Security and Cyber Security breaches that could result in systemic failures, loss, disclosure of confidential information.	Strong counter measures implemented and programs to continuously monitor the effectiveness of the controls have been implemented. Focus on sustaining controls and continuous improvement of solutions.
Intellectual Property violating or misusing our clients' intellectual property rights or for breaches of third-party intellectual property rights or confidential information in connection with services to our clients.	Elaborate program has been rolled out in the past years to assess and mitigate the risks on account of intellectual property both customer and Wipro owned. The same assist in identification, monitoring and creating awareness across the teams. The program has also been enhanced to address risks arising out of access provided to social media & collaboration platforms.
Data Privacy regulations relating to personal and health information dealt with both by and on behalf of Wipro increases the risk of non-compliance.	Data Privacy programs have been augmented by the creation of a dedicated Data Privacy team with specific emphasis to revalidate all existing frameworks, policies and processes that can be leveraged across by the respective teams, covering all applicable geographies and areas of operations.

Regulatory Compliances covering various federal, state, local and foreign laws relating to various aspects of the business operations are complex and non-compliances can result in substantial fines, sanctions etc.

A program on statutory compliance is in place with the objective to track all applicable regulations, obligation arising out the same and corresponding actions items that requires to be adhered to ensure compliance along with necessary workflows enabled. The program is monitored for compliances and regularly reviewed to ensure compliances are in place. Additional programs exist to cover specific regulations relating to immigration, anti-bribery etc.

Service Delivery risks relating to complex programs providing end-to-end business solutions for our clients.

Risk Management framework has been deployed for large value deals to assess solution fitness, credit risks, financial risks, technology risks among other risk factors. Additionally contract compliance programs are in place with regular reviews, early warning systems as well as customer satisfaction surveys to assess the effectiveness of the service delivery risks and preempt any risks arising from the same.

Functional and Operational risks arising out of various operational processes

Appropriate risk and control matrix have been designed for all critical business processes and both design and effectiveness tested under the SOX & Internal Financial Control Programs.

Risk Governance

The Board Committee on Audit, Risk and Compliance consisting of non-executive independent directors has the responsibility of periodically reviewing the company's policies for risk assessment and risk management and assess the steps taken to control such risks. The committee also reviews and approves the Strategic and Operating Plan of Enterprise Risk Management function of the Company. Concomitantly, the internal Audit function at Wipro also plays a key role in identifying and highlighting potential risks to Board Committee. High risks including concerns related to Ombudsprocess, sexual harassment prevention and critical security incidents are tracked and reviewed periodically. They are reported to the Audit committee of the board every quarter. Customer related issues and key employee engagement developments are also reviewed by the board.

Code of Conduct

Wipro has a corporation wide Code of Business Conduct (COBC) that provides the broad direction as well as specific guidelines for all business transactions. The COBC is applicable to all business practices and employees, contractor employees and consultants and it covers critical aspects like customer relations; protecting customer information; supplier selection; conflicts of interest; gifts, entertainment & business courtesies; communicating with the public; confidential information; intellectual property, competitive/business intelligence, protecting the privacy of employee and personal information; business records and internal controls; safeguarding company assets; insider trading; anti-trust and fair competition; anti-corruption; political involvement/lobbying; global trade; human rights; diversity and non-discrimination; harassment-free workplace; safe and healthy work environment; and sustainability and corporate citizenship.

The COBC is socialized at multiple points of an employee's lifecycle - it is first covered as part of the induction program of new hires and subsequently, every employee has to take an online test annually to assert their familiarity with the tenets of the COBC. The code can be accessed at <http://www.wipro.com/documents/investors/pdf-files/code-of-business-conduct-and-ethics.pdf>

The COBC is the central document on which the Company's ethics compliance message is disseminated to all employees. Hence, it is constantly reviewed by the Legal & Compliance team to ensure it stays current with trends and changes in corporate ethics,

benchmarking with the best and most ethical companies in the world, and keeping up with the statutory changes.

Wipro will take appropriate disciplinary action including up to termination against any employee, agent, contractor or consultant, whose actions are found to violate the terms of COBC. We have a zero tolerance policy for non-compliance with the non-negotiable aspects of COBC e.g. child labor, anti-corruption etc. 360 degree feedback process rates Wipro managers on how well they align with the principle of unyielding integrity.

Compliance Framework

Compliance processes at Wipro have the oversight of the Board of Directors, the Audit Committee and the Corporate Compliance Committee. We have a dedicated in-house Legal & Compliance team focused on compliance to identify and analyze the legal and regulatory changes resulting in creation and update of policies and processes. The team oversees compliance with local business laws and regulatory compliance in each of the countries we operate. It is important to assure the stakeholders that internal systems are fair and just. Global Immigration Management System (GIMS), Integrated Risk management and Human Resources are the main internal stakeholders with significant compliance related risks. As a result, the legal and compliance team reviews the process of these functions. Dashboards are maintained across Business Units and Support Functions and reviewed for contractual compliances periodically. For Corporate, Taxation and Labor law compliances external consulting firms are involved.

In 2014, Global Compliance Management Project was started with the objective of documenting a statutory compliance policy framework and automating the framework. As part of the project Compliance Landscaping is being done under the broad categories - Corporate and commercial laws; Industry specific laws; Employment, Human Resource & Immigration laws; Environment, Health & safety; and IT and Data Protection (Excluding tax laws). To ensure compliance with all laws applicable to the company a tool (SCCP Program) is being implemented to track global statutory compliance. An external service provider has been engaged for this project.

Training programs on ethical compliance and the Ombudsprocess are regularly conducted at various leadership levels. At these interactive sessions, key applicable ethical policies are explained, actual company case studies and judicial pronouncements on ethical matters are discussed and statistical data on the complaints/concerns received by the Ombudspersons and the processes adopted to address these are shared with the participating leaders. Every new hire is required to attend an ethical compliance session titled "Spirit of Wipro Session" where key aspects of ethics framework are communicated. After the session, every employee takes a test and certification for compliance to the COBC.

Other modes of maintaining awareness of ethical compliance among employees include focused training sessions organized for various functions- Procurement, Operations and Administration, Human Resources, Finance and Accounts, Internal Audit. At these classroom sessions, key policies relevant to the participants are discussed and feedback is taken for addressing any changes to processes and policies. Mailers on Compliance are periodically circulated by the Ombudsprocess group through emails, posters at key employee access locations. External Trainings are organized regularly for Legal & Compliance, Finance, Accounts and Internal Audit teams on anti-corruption laws of USA and UK, best practices on implementing anti-corruption processes in organizations. These sessions are conducted by US external counsel, consulting firms and peer companies. In accordance with mandatory local law, all manager-level employees located in the states of California and Connecticut within the US are required to undergo training and certification on prevention of sexual harassment.

There has been no significant instance of non-compliances in the last financial year.

The Ombudsprocess

Wipro is committed to the highest standards of openness, probity and accountability. An important aspect of accountability and transparency is a robust mechanism that allows partners, customers, suppliers and other members of the public, to voice concerns in a responsible and effective manner. What this means in concrete terms is that whenever a stakeholder discovers information that reveals serious malpractice, impropriety, abuse or wrongdoing within the organization then the stakeholder should be able to report without fear of reprisal. Anyone can report a concern to the ombudsperson online at www.wiproombuds.com

In Wipro, our Chief Ombuds-person works with designated Ombudspersons in each Business Unit. The process ensures confidential and anonymous submissions. An organization wide multi-lingual Ombudsprocess is available 24 x 7 (phone and internet enabled) for all our stakeholders.

Complete details of the Ombuds process for employees is available at the following links in our website.

For Employees -

http://www.wipro.com/documents/investors/pdf-files/wipro_ombuds_process.pdf

For non-employees -

<http://www.wipro.com/documents/investors/pdf-files/wipro-ombudsman-process-non-employees.pdf>

In 2015 - 16, a total of 1397 complaints were received via the Ombudsprocess and the action-taken cases as of March 2016 was 1337. Based on self-disclosure data, 68% of these were from employees and the balance were mainly anonymous and from other stakeholders like vendors and customers. The top categories of complaints were people processes (38%) and workplace concerns and harassment (21%). A total of 111 complaints of sexual harassment were raised in the year 2015, of which 107 cases were disposed and appropriate actions were taken in all cases within the statutory timelines. This information is periodically communicated to the board.

The Ombudsprocess statistics for 2015 – 16 and earlier years are provided below.

Break-up of Complaints received through the Ombudsprocess

Types of Complaint	2013 - 14	2014 - 15	2015 - 16	FY #s
HR / People Process	43%	38%	38%	526
COBCE / Security Policy	7%	5%	10%	134
Harassment - Sexual	12%	9%	9%	125
Falsification or Destruction of Information	8%	11%	13%	176
Harassment - Workplace	19%	23%	21%	287
Others	11%	13%	11%	149
TOTAL	100%	100%	100%	1397
Total Number of Complaints	787	1093	1397	

Type of Actions Taken

Action Type	2013 - 14	2014 - 15	2015 - 16	FY #s
Separation	11%	8%	5%	63
Warning Letter	10%	8%	6%	75
Counseling / Advisory	20%	17%	17%	230
Process/Policy Change	1%	2%	2%	32
Benefits Granted	15%	15%	14%	181
Others	43%	49%	57%	756
Total	100%	100%	100%	1337

Actions Taken on Sexual Harassment Complaints

Action Type	2013 - 14	2014 - 15	2015 - 16	FY #s
Separation	23%	24%	21%	25
Warning Letter	33%	33%	17%	20
Counselling	22%	11%	18%	22
Others	22%	33%	45%	54
Total	100%	100%	100%	121

Source of Complaint

Reporter	2013 - 14	2014 - 15	2015 - 16
Employee	539	652	951
Anonymous	170	311	285
Others	49	70	102
Vendor	16	33	31
Contractor	9	21	25
Customer	4	6	3
Total	787	1093	1397

Besides the Ombudsprocess, the stakeholders also have the option of sharing their concerns with us via mail mentioned in our website. We have location registers at all our locations which can be used by any stakeholder group to express their concerns. Wipro also invites experts in the field of crime and investigation to conduct master classes on topics relevant to the business. This financial year, K. V. Ravindranath Tagore, Retired Additional Director General of Police took an ombuds master class on 'Corporate Investigation Boundaries and Experiments'. The session covered aspects like investigation of cyber crimes, scientific methods of investigation, forensic science and prevention of crime.

The concerns about unethical or unlawful behavior, and matters related to organizational integrity which are mandated by law to report are communicated to the relevant agencies as and when such issues happen.



istock
by Getty Images

istock
by Getty Images

istock
by Getty Images

istock
by Getty Images

ock

istock
by Getty Images



WIPRO AND SUSTAINABILITY

A Strategic Overview

- 2.1 Sustainability Megaforces
- 2.2 Overview of Wipro's Sustainability Journey
- 2.3 Wipro's Sustainability Framework
- 2.4 Sustainability Governance
- 2.5 Transparency and Disclosures



2.1

Sustainability Megaforces

A thriving global society, now and in the future, depends on the stable functioning of all interacting components of the Earth System (ecology and society). Unfortunately, scientific evidence indicates that human influence has altered Earth System processes to a point that we have begun transgressing planetary boundaries that have kept civilization safe for the past 10,000 years. Scientists claim that we have entered a new geological epoch 'the Anthropocene' - characterized by manmade actions interfering and changing the environment.

The changes in the Earth system can be understood through the framework of nine planetary boundaries proposed by a team led by Johan Rockstrom at the Stockholm Resilience Centre, it shows that at least three planetary boundaries have been transgressed (rate of biodiversity loss, human interference with the nitrogen and phosphorus cycle), while some are at risk of being surpassed (land-system change, and ocean acidification).

While the world income (GDP per capita) has increased exponentially over the past century, income inequality did decrease till the 70's-80's and is now showing a rebound to levels seen near the beginning of the century (IMF). About a billion people are estimated to be living in extreme poverty today. A quarter of all children under the age of five years is estimated to be stunted due to malnutrition. In 2015, on average 24 people were forced to flee each minute due to conflict, four times more than a decade earlier. 775 million adults and 122 million youth worldwide lack basic literacy skills, and of this, more than 60 per cent of them are women.

2015 was the year when three landmark agreements on human development were signed: the new Sustainable Development Goals (SDGs), a new framework for global sustainable development financing, and a new climate change agreement at the COP 21 in Paris. The objectives of the seventeen SDG's are to end poverty, protect the planet, and ensure prosperity for all as part of a new sustainable development agenda. The COP 21 at Paris concluded with a legally binding and universal agreement on reducing greenhouse gas emissions to limit the global temperature increase to 2 degrees Celsius above pre-industrial levels climate, from all world nations. Even though the outcome of the summit can be considered 'very little and too late', the summit succeeded in reaching at a global consensus for a complex problem. Also it resulted in countries committing on post-2020 climate actions they intended to take under the new international agreement, known as their Intended Nationally Determined Contributions (INDCs).

No country or government can attempt to solve these complex problems without business coming on board as willing partners in this journey - by bringing technology, ingenuity, enterprise building capacities and creating markets for development of sustainable alternatives. In this, business has to collaborate with all stakeholders across its value chain and with the community to transition to a future that is equitable to all stakeholders and is cognizant of interdependent issues and planetary boundaries.

Global Economic System



Current Scenario - The global economic system is vulnerable to multiple risks which have the potential to undermine financial and social stability of societies. The risks include asset bubble in a major economy, failure of a major financial mechanism or institution, fiscal crises due to excessive debt burdens generate sovereign debt crises and/or liquidity crises, unmanageable inflation or prolonged ultra-low inflation or deflation in a major economy or region (World Risks Report, 2016). There is also a growing problem of structural unemployment in advanced economies. Even though the world has recovered from the latest financial crisis, the danger of complacency compared to other risks exists.

Business Implications - The volatile nature of economic environment and the multitude of risks that can disrupt the financial order pose serious threat to long time sustainability of businesses. Businesses need to be alert and should proactively address critical areas of concerns to insulate themselves from any potential crises. They should avoid unduly large debt and related financial exposures and exercise prudence in their risk taking strategies.

Climate Change



Current Scenario - The fifth assessment report of IPCC asserts with greater certainty that climate change is a reality. The report says that "the atmosphere and ocean have warmed, the amounts of snow and ice have diminished, sea level has risen, and the concentrations of greenhouse gases have increased" and "human influence on the climate system is evident from the increasing greenhouse gas concentrations in the atmosphere, positive radiative forcing, observed warming, and understanding of the climate system".

Climate change can directly or indirectly lead to hunger, water scarcity, health problems, and poverty over varying time frames. It can impact employment and livelihood opportunities thereby limiting opportunities to access education, housing and energy. It can also cause large scale migration and displacement as a result of climate change related emergencies like extreme heat, floods and droughts, tropical storms and changing patterns of infection of diseases. The cost of climate change is both financial and social. The IPCC AR 5 predicts global mean losses to be in the order of 1 to 5% of GDP for 4°C of warming with even higher regional losses. Inaction can create risks of major disruption to economic and social and herein lies the implications for businesses.

Discussions on climate change have moved from ascertaining the probability and estimating risks and costs to developing strategies for mitigation and adaptation. The Fifth Assessment report talks about adaptation and mitigation strategies that need to be implemented. Businesses are expected to play a greater role in implementing those strategies. WRI, CDP and WWF launched 'Mind the Science, Mind the Gap' initiative to develop sector specific methodologies to help companies set science based emission reduction targets based on IPCC's recommendations i.e. what is required by companies across different sectors to limit global temperatures rise by 2 degree centigrade by 2100 from pre-industrial levels.

Business Implications - Businesses will face a multitude of risks and opportunities related to climate change. The risks include (a) increased energy and other resource costs (b) increased insurance costs related to extreme and adverse climate events and (c) potential future litigation, claims and legal action. On the other hand, opportunities for businesses lie in the field of emissions trading, carbon credits, carbon offsetting or ecofriendly technologies or products like hybrid cars and renewable energy. Process improvements that can save energy and reduce GHG emissions can also enhance brand value and reputation. The opportunities are not without challenges - both scientific and political. For example, renewables face the challenges of energy density, efficiency, scalability and grid integration while offsetting programs like large scale afforestation can adversely impact other resources due to land use change - like water and biodiversity.

Water Crises



Current Scenario - Global water demand (in terms of withdrawals) is projected to increase by 55% by 2050. Currently agriculture accounts for 69% of the world's total freshwater withdrawal and a 19% increase of agricultural water consumption is further expected by 2050. But the rise in demand of water is mainly because of growing demands from manufacturing (400%), thermal electricity generation (140%) and domestic use (130%).

Water and food security are inextricably linked. Multiple factors like population, shift in food consumption patterns (non-local and higher protein food) and shift towards mechanization without the application of local and traditional resources, knowledge and skills are increasing the demand for water. If this situation is not resolved, the impending water crisis can threaten food security.

Urbanization supported by the increase in tertiary economic activities (services) and industrialization has also contributed to the misuse of water resources - primarily driven by the shift to water being viewed as one other resource that an external entity (the state in most cases) is supposed to provide. This situation is likely to be exacerbated further due to Climate change driven changes in precipitation patterns.

The UN Water forecasts that 1.8 billion people will be living in countries or regions with absolute water scarcity and two thirds of the world population will be living in 'water-stressed' areas by 2025 (UN Water, 2007). World Economic Forum's Global Risk Report 2016 reflects this problem and identifies water crisis as one of the top high impact and high likelihood risks.

Business Implications - Water scarcity can lead to implementation of stringent policies on water allocation and regulation e.g. development of water markets that cap usage and stricter water quality standards. Subsidies may be replaced with full cost pricing which may increase water prices. Agricultural crises can increase food prices and this along with increased water prices can affect disposable income of consumers. This can impact profits of businesses and economic growth.

Water is a commons which has tangible societal and cultural connects. The societal license to operate for a business may be challenged in times of scarcity and there will be pressures to implement water saving measures, new processes technologies and products to reduce the water foot print by businesses. Disruption in water supply can directly impact continuity of business operations at a local level.

Consumers are likely to consider water efficient products or from companies which are seen as water responsible.

Urbanization



Current Scenario - Urban living is often associated with better access to employment, livelihoods, education, health care and other social services as well as greater opportunities for social and cultural participation. It is largely led by increased mechanization in farm/rural sectors and opportunities from industries and service sectors in cities. Currently, 54% of world's population lives in urban areas, projected to reach 66% by 2050 (UN, 2014). Nearly 90% of projected increase would come from Asia and Africa. Most recent and emerging urban areas are low on livability indices. They suffer from haphazard planning which is mostly post facto and reactive. Accessibility of basic services is often an issue for disadvantaged sections of the society, leading to urban inequality.

Business Implications - Cities are the ecosystems for businesses to access rich and diverse social capital. It can be argued that they have been the centers of economic growth since the past few decades and will continue to do so in the future. Poor social infrastructure impedes this possibility. While the state will continue to play a key role in creation of this infrastructure, they suffer from significant knowledge and governance deficits. Businesses must play an active role here by engaging with local governments and communities to look at solutions for some complex problems. Integration across traditional sectors like Integrated transport solutions, smart cities sharing information are some of the ways to make emerging cities sustainable.

Biodiversity Loss



Current Scenario - Biodiversity is critical for the proper functioning of ecosystems and ensures the delivery of various ecosystem services - from provisioning of clean air, water and food to decomposition of wastes and supporting pollination and nutrient cycles. Biodiversity is also an important source of flora and fauna with medicinal characteristics. Around 50000 - 70000 plant species are currently used in or as medicines.

Given the importance of biodiversity for the sustainability and survival of humankind, biodiversity loss is found at the nexus of many risks ranging from food price volatility to infectious diseases. Large tracts of biodiverse ecosystems have been converted to cropland to ensure short term food security. Scientific studies have found that cropland expansion is one of the principal causes of biodiversity loss. There is also a relationship between biodiversity loss and soil degradation which in the long term could affect food production leading to food price volatility. Loss of biodiversity can also amplify environmental issues like coastal flooding and desertification.

The WWF Living Planet Report has been long emphasizing that 1.6 planet Earths are required to support the current lifestyles of humankind. This figure called the ecological footprint of mankind (WWF, 2016). Ecological footprint is the sum of biologically productive land and sea required to produce the resources which human beings consumes and to absorb associated wastes and to provide space for infrastructure.

Business Implications - A study in 2008 by The Economics of Ecosystems and Biodiversity (TEEB) has calculated the total annual economic cost of biodiversity loss and ecosystem degradation to be between 3.3 - 7.5% of global GDP for the year. No business sector can escape the risks associated with biodiversity loss; either direct or indirect. The type and extent of exposure to the risk could be different for different industries. The risk exposure would be greater for primary industries such as agriculture, forestry and fishing and secondary industries dependent primarily on primary produce - fast moving consumer goods (FMCG) for example.

Inequality and Inclusion



Current Scenario - According to the Millennium Development Goals Report 2014, extreme poverty has reduced by half in 2010 compared to 2010 figures - a reduction of 700 million people. The fight against diseases like Malaria, Tuberculosis and HIV in poorer countries has shown good results. However, a study by the World Institute for Development Economics Research at United Nations University reports that the richest 1% of adults alone owned 40% of global assets in the year 2000. The UNDP report titled 'Humanity Divided: Confronting Inequality in Developing Countries' published in 2013 talks about how income inequality has significantly increased in many countries during the last two decades. The report says income inequality increased by 11 percent in developing countries between 1990 and 2010 and more than 75 percent of the population is living today in societies where income is more unequally distributed than it was in the 1990s. This global trend of inequality is left unchecked, it can undermine social and economic development. Social inequality or discrimination due to gender, nationality/ethnicity and disability further adds to this economic inequality. Diversity as a key engine of innovation and balance has been accepted by social historians and increasingly businesses. Eliminating discrimination and including disadvantaged minorities in mainstream social processes is a crucial driver of more resilient and innovative communities. Empowerment of women, for example, has shown to be closely correlated with variety of social outcomes - family planning, the prevention of human rights abuses like child labor, better management of community resources like water and healthier families.

Business Implications - Businesses action on inclusion has centered on livelihood generation, micro credit and low cost technologies for bridging the resource and information gaps. While this needs to continue, there is a force multiplier effect when diversity and inclusion programs are integrated across their own operations value chain. The business sector should prioritize commitment to promote diversity and inclusivity at the workplace and in its extended supply chain. Business action on inequality and inclusion should incorporate aspects like diversity criteria in the procurement, local or traditional knowledge and socio economic contexts, for example- how to engage with the informal economy.

Human Rights and Labor Relations



Current Scenario - The World Report 2016 published by Human Rights Watch discusses several instances of human rights violations which happened in the previous year. An earlier report by Human Rights Watch describes companies as the most powerful and sophisticated actors on the world stage, not governments. There are instances where corporate accountability has failed and human rights were violated by companies directly or indirectly and Human Rights Watch has documented such cases of corporate complicity with human rights violations. These are not restricted to extractive industries (mining, refineries) but also include companies with poor human rights and health and safety compliances across other business sectors.

Business Implications - Investors, media, consumers and communities, primarily from the developed economies, have been particularly successful in bringing the spotlight back on human rights compliance for suppliers of large businesses, many of who are based out of emerging and low-income countries. The OECD Guidelines for Multinational Enterprises ("OECD Guidelines") and the UN Guiding Principles on Business and Human Rights ("UN Guiding Principles") reflect the importance of proactive business interventions on upholding human rights principles. An important challenge which businesses may face is in effecting interventions where the sphere of control and influence is limited. Businesses should take efforts to ensure that business decisions and interactions are guided by the context of issues and informed consent of affected parties. Companies must set examples on transparency by reporting publicly on human rights, and the social and environmental impacts of their work.

Pervasive Digitization



Current Scenario - According to International Telecommunications union (ITU), there are more than 7 billion worldwide in 2015, corresponding to a penetration rate of 97%. Between the years of 2000 and 2015, global internet penetration grew seven fold from 6.5% to 43% and 3.2 billion people are using the internet by end of 2015. This is driving creation of new business models which strives to make technology as well as other accessible and affordable.

With ICT becoming ubiquitous in day to day life, several technological risks arise. The World Economic Forum's Global Risk Report 2016 talks about risks related to the growing role of information and communication technologies to individuals, businesses and governments. The major risks identified by the report are critical infrastructure failure/ breakdown, data fraud/theft and cyber-attacks. These technological risks are strongly connected to each other and also to risks such as terrorist attacks and global governance failure.

Business Implications - ICT companies have greater responsibility in strengthening the critical infrastructure and put in place systems to protect against disruptions or attacks as the risks associated utmost important to national security and business continuity. Companies are increasingly being subject to various government disclosures on data privacy and cyber security issues. As a result, there is onus upon businesses to put in place resilient infrastructure and communication protocols.

Businesses are legally obliged to comply with lawful government demands. At the same they also have the responsibility to uphold universally accepted human rights principles. In this context, there is onus upon businesses to address this issue by balancing legal compliance with compliance with human rights principles.

Financial Implications of Climate Change

At Wipro, the implications of climate change are of deep interest and we have been engaged with the multiple questions on this for the past seven years. We have studied and identified risks and opportunities that have the potential to generate a visible change in our business operations, revenue or expenditure. The risks and opportunities have been identified in the context of regulatory changes like introduction of fuel / energy taxes, physical climate parameters like changes in precipitation extremes and droughts, and other climate related developments like increasing humanitarian demands. We have followed a comprehensive approach for identification of risks and opportunities and estimation of their financial implications. Our analysis outcomes are detailed in our response to Carbon Disclosure Project every year. The quantification of some key impacts is provided below. For more information, visit www.cdp.net and search for the Wipro response.

- An aggregate impact of USD 95 Million of increased operational costs over the next five years (2016-17 to 2020-21) on account of increase in electricity and diesel costs due to change in fuel/energy taxes and regulations
- An estimated impact due to employee absence and loss of productivity caused due to disruption in city infrastructure and tropical diseases is estimated to be a \$ 44.7 Mn. over 5 years
- An estimated impact of depleting water resources of \$ 1.3 Mn. over the next five years considering the increase in the cost of private sourcing of water
- A total financial impact of \$ 2.5 Mn. per year and \$ 6 Mn. over the next five years due to (a) increased employee absence from work and (b) increased electricity costs resulting from higher cooling demand respectively, both due to changes in temperature extremes
- An aggregate revenue opportunity of \$ 268 Mn. over the next five year period, 2016-17 to 20-21 in the spaces of Energy Management Services, Smart Grids and Utility Systems
- A total revenue opportunity of \$ 302 Mn. over the next five years constituting; (a) \$184 Mn. from the finance solutions portfolio which includes solutions in financial modeling/pricing for climate insurance, natural resources valuation, carbon/embedded water trading and (b) \$114 Mn. from the healthcare solutions portfolio which includes solutions for health monitoring



2.2

Overview of Wipro's Sustainability Journey

Wipro started its formal sustainability journey in 2001 with Wipro Cares, our community care program followed by Wipro Applying Thought in Schools (WATIS) in 2002, an initiative that addresses issues of systemic reforms in school education. This pursuit of Good Citizenship is a deliberative choice Wipro has made in line with the core values of Wipro.

Over the years, our programs have expanded in scope and scale with significant initiatives getting added around ecology, workplace and employee engagement, customer stewardship, and suppliers. Running through these diverse programs is a common thread of thinking that reflects our position on sustainability.

- Business wields enormous power and influence in today's world, both, economic and sociopolitical. With this power comes the concomitant responsibility to do good in the larger canvas. For us, this starts with a set of foundational values as embodied in the Spirit of Wipro: 'Intensity to Win', 'Act with Sensitivity' and 'Unyielding Integrity'. These values emphasize respect for all stakeholders and are the ethical bedrock of conducting business which is non-negotiable under any circumstance.
- In engaging with the issues of sustainability, business must do so in a manner that is consistent with its core drivers; a spirit of innovation, financial and operational rigor, a keen focus on outcomes are hallmark attributes of the business sector and these must inform business action in sustainability in equal measure. In the absence of this, the approach to sustainability is likely to be peripheral and hollow. What this also implies is that there is nothing that business must do that seems to be driven by the need to oblige or comply.
- Related to the previous point is our conviction that we should be deeply engaged with our partners rather than treat it as an outsourcing exercise. This involvement must manifest in a carefully and deliberately chosen set of initiatives without spreading oneself thin. For similar reasons, we prefer to avoid using the term Corporate Social Responsibility as the term can be perceived to have a patronizing connotation to it; Sustainability is a more inclusive and appropriate term that suggests a proactive, comprehensive, and collaborative approach.

During the course of our sustainability journey, we have tried to establish a formal framework for our sustainability program which address proactively the concerns of our stakeholders as well as contribute to their well-being. We identified our workforce, customers, suppliers, proximate communities, civil society networks and future generations as our stakeholders with whom we share mutual relationship of interest, influence and impact. Our engagement with our stakeholders and our materiality assessment gave us insights into issues relevant to our business as well as stakeholders and identify possible areas of engagement. For more information on our stakeholder identification and materiality assessment, refer to section on 'Materiality Determination'.

We have formulated eight guiding principles to guide our approach to sustainability. The principles add to the rigor of our sustainability program. The principles are listed below and is discussed in detail in the subsequent sections.





2.3 Wipro's Sustainability Framework

The principle of focusing 'within as well as outside the boundary' informs our strategic choice of looking at sustainability as a boundary-less continuum and this forms the backbone of our sustainability framework. This continuum spreads across two conceptual dimensions-business responsibility and social responsibility.

Business responsibility is about the organization fulfilling its essential duties and obligations, and running its business with integrity and ensuring that the ecological footprint of its operations is minimized. This translates to:



Abiding by the law of the land in spirit and letter, in all its activities.



Basing operations on sensitivity for the environment, with a concomitant goal of minimizing its ecological footprint.



Practicing high levels of corporate governance, ensuring transparency and diligent discharge of fiduciary responsibilities.

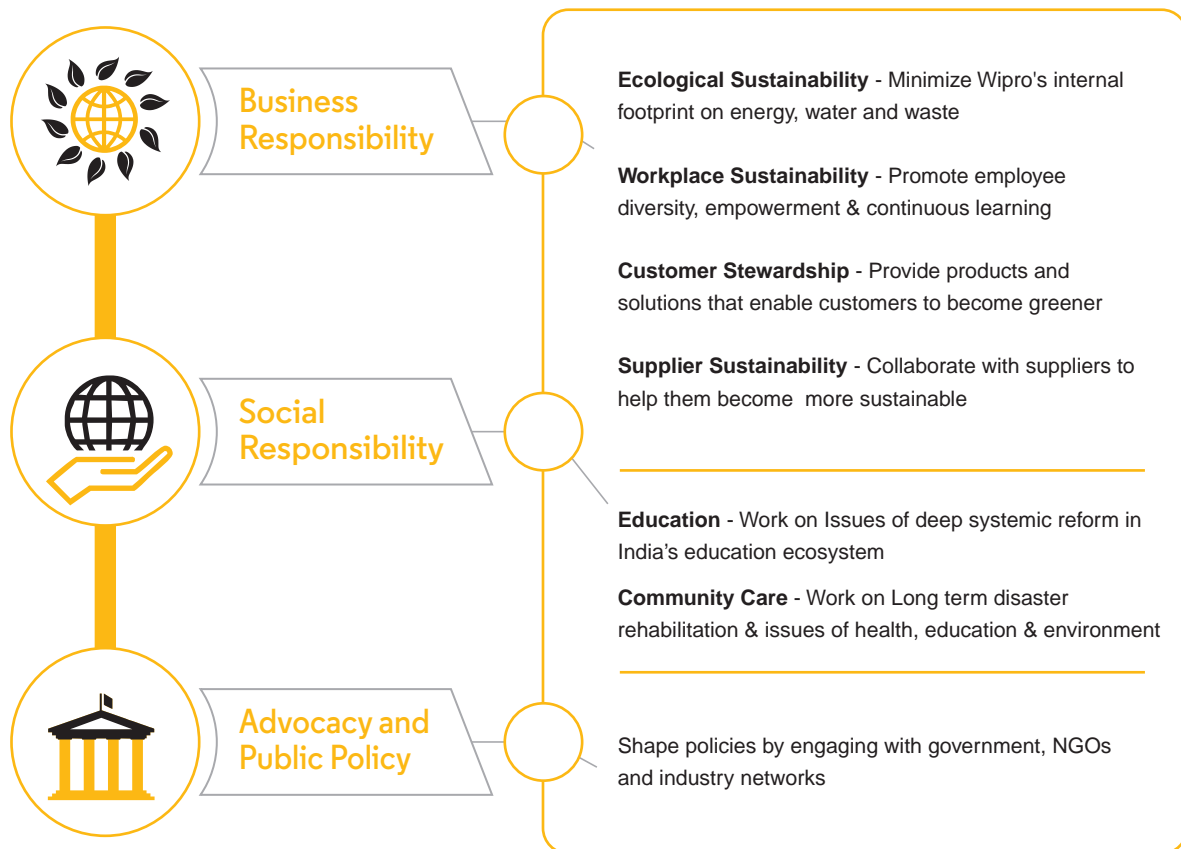


Managing social impacts of business and ensuring integrity of human and labor rights within the sphere of influence in the supply chain.



Being fair, and delivering on commitments to all immediate stakeholders - employees, customers, partners, vendors and investors.

The second dimension of social responsibility is about looking beyond the boundaries of organization and contributing towards development of the larger community. While this categorization is conceptually useful, the right approach is to look at both the dimensions as an integrated continuum which is based on the same fundamental principles.





2.4

Sustainability Governance

The sustainability governance mechanism at Wipro derives greatly from the above guiding principles. At Wipro, sustainability is every one's job. The responsibility is spread across hierarchies, functions and businesses with multiple functions seeing themselves as key stakeholders in its success; among these, the Global Operations team, the People Function, the Investor Relations team and the Legal team play a major role in several of the programs. However, the oversight of sustainability programs rest at the corporate level with our Chairman, Board of Governors and Group Executive Council.

Board Oversight

The Board Governance, Nomination and Compensation Committee headed by an independent director acts as CSR Committee - an apex body that oversees Wipro's sustainability policy and programs. The Committee comprising of entirely independent directors has the additional responsibility of reviewing the Company's policies on Corporate Social Responsibility, including public issues of significance to the Company and its stakeholders. The Committee comprises Dr. Ashok Ganguly, Mr. N Vaghul and Mr. William Arthur Owens. During the financial year 2015-16, the Committee met five

times and in each of the meetings, update on CSR initiatives were discussed.

The overarching responsibility for our sustainability charter rest with our Chief Sustainability Officer who reports to the Chairman. The CSO is also part of our Group Executive Council, the senior most executive body in the organization which comprises of a core group of corporate leaders.

Organization Structure

The operating structure of Wipro's multiple sustainability initiatives is based on the idea of building a Coalition or network of partners – internal and external – with nodal responsibility lying with a distinct group. The initiatives are handled by four functional groups at the corporate level which carry distinct responsibility and accountability but are part of a common sustainability charter under the Chief Sustainability Officer. The operational oversight of sustainability

programs as well as reporting rests with Head of Sustainability. This includes the responsibility of formally reviewing and approving sustainability disclosures and seeking assurance for reports.

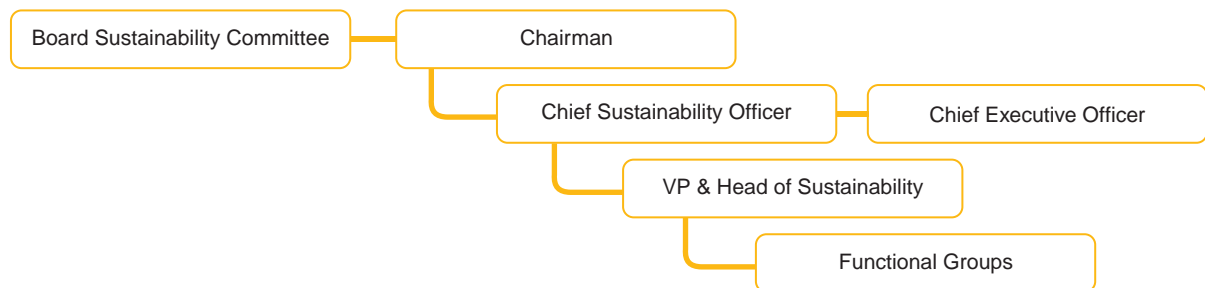
The sustainability organization includes four functional groups namely ecoeye, Wipro Cares, Wipro Applying Thought in Schools and Wipro – earthian.

The sustainability organization includes four functional groups namely ecoeye, Wipro Cares, Wipro Applying Thought in Schools and Wipro – earthian.



Collectively, these four groups pull together the different strands of our sustainability initiative and steers it in the defined direction.

Reporting Structure



Responsibility Matrix

All key organizational stakeholders have vested responsibilities related to planning, execution, evangelization, review, as well as advocacy of the sustainability agenda of the company. Given below is the responsibility matrix for our environment programs (energy, water, waste and biodiversity). Other sustainability programs have similar matrix pertinent to their operations.

	Planning & Review	Execution	Internal Evangelizing	External Advocacy
Board of Directors	✓			
Group Executive Council	✓		✓	✓
Business Leadership	✓	✓	✓	✓
Facilities Management Group	✓	✓		
Infrastructure Creation Group	✓			
Ecoeye - Sustainability Office	✓		✓	✓
Employee Chapters			✓	
Human Resources	✓		✓	✓
Finance	✓			
Corporate affairs, Brand & Communication			✓	✓
Risk Office	✓		✓	
Legal and Compliance			✓	



2.5

Transparency and Disclosures

Advocacy and Public Policy

Our areas of focus on policy and advocacy have centered on Water, Energy and Climate Change, e-Waste, Education and Diversity. We work through industry platforms like CII, NASSCOM as well as with research partners who carry expertise in these domains.

Our primary identified stakeholders for public policy and advocacy are

- Relevant government ministries and departments, both at the center and the states where we operate in; Our interactions have been largely with the Ministry of Environment & Forests, Ministry of New Renewable Energy, & Ministry of Corporate Affairs
- Industry networks and associations play a crucial role as catalysts for awareness, advocacy and action on the multiple dimensions of sustainability; by providing a common platform for industry representatives to share and exchange ideas and practices, industry association can help foster a virtuous cycle of feedback led improvement. Industry networks also lend strength and credibility in the dialogue process with government on important matters of policy and directives. The industry networks that we have been an integral part of are:
 - The CII-Godrej Green Business Center (GBC)
 - The CII-ITC Center for Sustainable Development
 - CII National Environment Committee
 - The NASSCOM working groups on Gender Diversity
 - The TERI-CBS (Council for Business Sustainability) forum
- The CII led Indian Business for Biodiversity Initiative (CIIIBBI)
- The Leaders for Nature (LFN) framework of the India, Chapter of the International Union of Conservation Networks (IUCN)
- Research and Advocacy NGOs: Issues like Energy, Climate Change, Water, Biodiversity, Community Education, Health etc. require strong civil society involvement as the third pillar along with government policy and business engagement. NGOs and academic institutions, by combining the right blend of field work and academic rigor can generate valuable insights that can inform the work of practitioners, policy makers and industry professionals. Illustrative examples of such organizations that we work with are : Carbon Disclosure Project and CSTEP in the area of energy and Climate Change, BIOME and ACWADAM in the area of Water, IUCN (India chapter) in the areas of Biodiversity , and our network of nearly 60 education partners across the country.

Advocacy Engagements



Water, Energy, Biodiversity, Waste Management

- **Energy:** As part of our partnership with SERRIUS (Solar Energy Research Institute for India and the United States), we are working with CSTEP and IISc, Bengaluru, on scalable models of decentralized Solar PV based smart micro grids. The program's objective is to identify suitable sites/villages in Karnataka based on stakeholder discussions and site visits for feasibility and design. Future work packages include design, development and distribution models, including monitoring and financing models.ii) As a member of the TERI-CSD (Business Council for Sustainable Development) India program, we participated in the program track on Energy Efficiency that seeks to advance best practices on energy management and efficiency in different industry sectors.
- **Water** continued to be a major area of collaborative focus for us in 2014-15. The two major advocacy platforms that we have been deeply involved in are summarized below.
 - Advancing the agenda of the Karnataka State Water Network (KSWN) along with the CII Karnataka chapter. The KSWN brings together stakeholders from government, academia, civil society and business to address the most pressing issues in water in Bangalore and surrounding areas. Five area-wise clusters were formed with specific action plans drawn up for each.
 - The Responsible Water program seeks to address the pressing issue of ground water in the Sarjapur area in Bangalore. It does this through a combination of scientific hydrogeology and the involvement of several citizen groups in community centered water management.
- **Biodiversity:** Our participation in advocacy on biodiversity issues was through two national levels forums – the CII-India Business for Biodiversity Initiative (IBBI) and the Leaders for Nature program from the India chapter of IUCN.
- **Waste Management:** In collaboration with InfoActiv, an Australia headquartered organization that focuses on e-Waste, we helped create a platform in the Electronic City Industrial area in Bangalore, India. Apart from this, we continued to be part of the sub-committee on 'Waste' in the CII National Environment Committee.



Horizontal areas in Sustainability and CSR

We continued to strengthen our participation in advocacy on the cause of corporate sustainability as a whole

- As Co-Chair of the CII-GBC Greenco forum (Bangalore chapter), the goal is to drive the adoption of the 'Greenco' framework by industry at large in Bangalore and surrounding areas. The Greenco framework encourages companies to establish a multi-dimensional framework of ecological sustainability that spans the areas of Energy, Water, Waste, Biodiversity and Product Stewardship. We have been closely involved in the development and launch of the Greenco rating program for IT Services (offices).



School Education

- A consultation/workshop on multilingual education titled “Sharing and Reviewing Field Practices in multi-lingual education (MLE)” was co-organized by Muskaan and Eklavya. This was attended by various organizations working on an MLE approach in the country. Discussions opened up different aspects of multilingual education and helped participants understand these in detail.
- Wipro and Goodbooks partnered with The Hindu to institute the first of its kind awards for children's literature in India, "The Hindu Young World-Goodbooks Awards" in 2016. The award aims to promote excellence in children's writing and illustration in India, to acknowledge innovative publishing trends, and to recognize children's literature in India as an independent and important genre. The first awards (4 categories) were distributed at the Hindu Lit for Life Fest in January 2016.
- The multi-state comparative study on Textbook markets provided insights into how they operate in India. The preliminary findings were presented at the Azim Premji University Summer School on Education and the annual Comparative Education Society of India (CESI) conference.
- Centre for Learning held a conference “Worlds of Fear: School Cultures” in Dec 2015. The conference explored the relationship between fear and institutions (including schools) and learning by trying to understand how fear inhibits learning, how understanding of fear in schools can help us understand fear in wider social spheres and how fear-free school culture can help create a humane progressive society.
- The proceedings of the 15th Wipro annual Partners' Forum on the topic of 'Improving Public Education: Role of Civil Society' have been published and distributed. Summary videos of Forum sessions were also disseminated online through our YouTube channel.



Diversity

- During 2015-16, we also participated in industry research and advocacy on key Diversity and Inclusion themes. We continued our engagement with external stakeholders where we hold advisory board / core committee positions, namely with Catalyst, NASSCOM and CII.
- Wipro is part of the core CII committee for employment of people with disabilities and also part of the NASSCOM working group on gender inclusion .
- Catalyst is a leading nonprofit organization which works on expanding opportunities for women and business. Wipro's CEO is on the Catalyst Board of Directors and is also the chair of Catalyst India Advisory Board.

Speaking engagements in public forums play an important role in building sustainability awareness and advocacy. We actively participated as speakers in several events all through the year, some examples of which are: GRI conference on reporting practices on Disability at Amsterdam, CII-Godrej Green Business Center's Annual Greenco conference, XUB's annual sustainability conference, MDI Gurgaon's conference on Ethics, Sessions at IIMB's Executive Education workshop on CSR and IIM Lucknow – Center for Emerging Economies conference on 'Sustainability and Marketing'.

The Path Ahead

Our sustainability advocacy and outreach will continue to be based on the following three important pillars:

- Promoting decentralized, community-centric governance and management models that involve a wide range of stakeholders
- Providing carefully crafted inputs policies on government policy and (iii) Increasing awareness and fostering exchange through
- Participation as speakers in a variety of forums, events and workshops the right direction. Our approach will be to continue to work with our network of academic and civil society partners as well as with industry networks. We will strengthen and expand our partner network as appropriate. The areas of focus for 2016-17 will be
 - Energy and Climate Change
 - Water
 - Biodiversity
 - E-Waste
 - School Education, Sustainability Education and Education for Children with Disabilities
 - Diversity in the workforce and supply chain
 - Horizontal areas of Sustainability and CSR

SUSTAINABLE DEVELOPMENT GOALS

Our Programs

3 GOOD HEALTH AND WELL-BEING



Well-being and safety is a critical component of doing business at Wipro and it is embedded in our core values of acting with integrity and sensitivity. We work towards enhancing well-being of our employees through workplace safety and security initiatives with special focus physical and emotional health.

For more information, refer to 'Employee Well-being and Safety'

4 QUALITY EDUCATION



Education is one of the themes identified by Wipro to help in societal change and development. Currently, there are multiple distinct tracks running on school education, each with its own overarching goals but with shared synergies wherever relevant. Wipro Applying Thought in Schools works towards systemic reform of education in the country. The Wipro Cares program in school education focuses on supporting access to and ensuring continuity of school education for underprivileged children as well as children with disability, especially those from disadvantaged backgrounds. Wipro School Education Fellowship (SEF) was started with the purpose of strengthening Science and Math teaching in schools through teacher capacity building.

For more information, refer to 'Partnering for Social Change'

Our Programs

5 GENDER EQUALITY



At Wipro, diversity and inclusion principles are embedded in our organizational values, culture, policies and processes. We have a structured program 'Women of Wipro' to develop and nurture the women talent in the organization.

For more information, refer to 'Diversity and Inclusion'

6 CLEAN WATER AND SANITATION



Wipro's water stewardship program has water efficiency, responsible sourcing and water security as its stated objectives. Our engagement with water include a broad range of programs, both, within Wipro and outside like recycling waste water, use of water efficient fixtures, rain water harvesting and Participative Ground Water Management.

For more information, refer to 'Water Stewardship'

7 AFFORDABLE AND CLEAN ENERGY



Wipro contributes to the cause of affordable and sustainable energy by investing in renewable energy resources, adopting energy efficient practices as well clean energy technologies and infrastructure.

For more information, refer to 'Energy Efficiency and GHG Mitigation'

8 DECENT WORK AND ECONOMIC GROWTH



Wipro is a global information technology, consulting and outsourcing company with 170,000+ workforce and revenues of \$7.7 Billion. The company contributes to the economic growth and development for all by creating jobs while upholding highest labor standards across operations and the value chain.

Refer to 'Workplace Sustainability' and 'Financial Stewardship'

9 INDUSTRY, INNOVATION AND INFRASTRUCTURE



Inclusive and sustainable industrial development and technological progress furthers the cause of income generation. Wipro continues to work on technological innovations which can drive sustainability by way of digitalization and dematerialization, system integration and optimization and offers a range of sustainability inspired solutions to our customers.

For more information, refer to 'Innovation' and 'Sustainability Inspired Solutions'

Our Programs

11 SUSTAINABLE CITIES AND COMMUNITIES



Wipro through its community programs is working closely with industry, government and communities on different challenges posed to urban living. We have identified mobility, waste and water management as the themes of engagement.

For more information, refer to 'Urban Resilience'

12 RESPONSIBLE CONSUMPTION AND PRODUCTION



Wipro sustainability program aims to reduce its ecological footprint and a number of initiatives have been developed to improve resource and energy efficiency across its value chain. The focus is on energy efficiency, responsible water use, and pollution and waste management.

For more information, refer to 'Ecological Sustainability'

13 CLIMATE ACTION



Understanding the implications of climate change to the planet and business in specific, Wipro has set ambitious scientifically valid and traceable goals to reduce our Scope 1 and Scope 2 people emissions intensity figures by half from the 2010 baseline and developed robust mitigation programs. The programs include energy efficiency measures and renewable energy procurement and generation.

For more information, refer to 'Energy Efficiency and GHG Mitigation'

15 LIFE ON LAND



Wipro currently runs a significant initiative around campus biodiversity in two of our campuses in India. It is our objective to convert five of our existing campuses to biodiversity zones and design all our new campuses based on biodiversity principles.

For more information, refer to 'Campus Biodiversity'





WIPRO AND ITS STAKEHOLDERS

- 3.1 Workplace Sustainability
- 3.2 Ecology Sustainability
- 3.3 Customer Stewardship
- 3.4 Financial Stewardship
- 3.5 Supply Chain Sustainability
- 3.6 Partnering for Social Change

Organizations do not exist in silos; it can be even said that every organization is the sum total of interactions with different stakeholders so as to create value for all parties involved either directly or indirectly. In such a system of interdependencies, engagement with stakeholders is central; however over the past few decades, stakeholder engagement has become more than just interactions happening over the normal course of business. Engaging with stakeholders has a greater purpose of understanding risks and opportunities associated with the social, environmental and economic climate that a business is embedded in.

Summary of Stakeholder Engagement

At Wipro, we look at stakeholder engagement as a sine qua non for fostering responsible and sustainable business practices that benefit both, the organization and the stakeholders. What follows is a summary representation of our engagement with the eight stakeholders. This acts as a valuable input to our materiality determination process.



Customers



Employees

Rationale for engagement

Building relationships with customers is core to understanding their business needs and emerging trends. Close engagement helps Wipro to communicate unique and differentiated value to customers.

People are at the core of a knowledge-based organization like ours. Partnering with employees to understand their expectations and feedback enable us to strengthen our people processes and thereby strengthen our talent pool enabling better retention outcomes.

Strategic objective of engagement

Partnerships with customers to meet their present and emerging business information technology requirements.

- To solicit feedback and employee perception to enhance and improve people processes and improve employee satisfaction.
- To empower employees and provide them with voice in key people decisions

Key material issues

- Quality and timeliness of delivery
- Impact on customer's business goals
- Does Wipro meet the expected norms on environment, labor and human rights and corporate responsibility?

Empowerment, Continuous Learning , Quality of Work, Work-Life balance, Compensation & Benefits, Workplace facilities, Health & Safety , Counseling and Advice, Diversity in the workplace, Career planning, Appraisal and Feedback, Integrity and transparency at workplace, the company's larger vision on sustainability and social issues

Steps taken to address stakeholder concerns

- Deeper engagement with customer across levels
- Develop better review, communication and feedback processes

Modes of engagement

Strategic and operational reviews, Customer Meets, Formal customer feedback and surveys

Open houses, Performance reviews, 360 degree feedback, All hands meet, Focus groups, Leadership webcasts, Blogs and discussion groups, Perception Surveys

Frequency

Ongoing and continuous; Surveys are annual and project-based

Ranges from daily (blogs) to annual (360 degree feedback)

Primary internal custodian

The Chief Executive Officer, Chief Strategy Officer, Chief Business Operations Officer, the Chief Quality Officer, Sales & Marketing functions & their teams

The Human Resources group, Environment Health and Safety group (joint responsibility for health and safety)

**Suppliers****Investors**

Rationale for engagement	Supplier engagement helps reduce risks from quality and disruption of services.	Engaging with our investors helps gain diverse perspectives on business strategy and performance. It also helps us proactively communicate our performance and future plans which in turn can help strengthen our brand and reputation.
Strategic objective of engagement	Partnerships with suppliers to meet diverse business operations requirements	To communicate our strategy and performance as well as our views on economic environment; To seek feedback on our performance
Key material issues	<ul style="list-style-type: none"> • Ease of doing business with Wipro across the Order to Payment life cycle • Ability to meet corporate responsibility requirements – with regards to ethical business conduct, social practices and environmental impacts 	<ul style="list-style-type: none"> • Corporate governance • Financial performance • Labor & Human rights • Attrition • Compliance
Steps taken to address stakeholder concerns	<ul style="list-style-type: none"> • Communication • Capacity building • Collaboration with suppliers • Feedback and grievance handling mechanisms 	Strengthen our governance systems and processes
Modes of engagement	Regular operational reviews, Supplier meets, Vendor survey	Annual General Meeting, Annual Report, Investor meets, Analyst conferences, Roadshows, Shareholder voting, Investor complaints
Frequency	Will vary from monthly to annual	Ranges from Quarterly to Annual ; Analyst meets and roadshows may be periodic depending on situational requirement
Primary internal custodian	Central Procurement Office, Wividus Shared Services, Facility Management Group	Chief Strategy Officer



The Education ecosystem: Partners & Academic Institutes



Communities and Civil Society Networks

Rationale for engagement

Education is one of the strategic long term community engagement programs identified as force multipliers for effecting social change and sustainable development. It is one of Wipro's main planks of societal engagement.

The imperative for business to engage deeply with communities and society stems from the fundamental axiom that for business to flourish, the fabric of society must be strong.

Strategic objective of engagement

Developing a good understanding and capacity building of civil society organizations working in school education is the core objective of our education program.

To engage on systemic issues that are force multipliers for social change and sustainable development.

Key material issues

- Quality of education in schools
- Teacher capacity development
- Understanding of good education
- Availability of resource organizations and people in specific areas in school education

- Education for disadvantaged children e.g. children of migrant laborers, children with hearing disability etc.
- Primary healthcare for rural communities
- Environment issues that affect disadvantaged communities e.g. Water, solid waste
- Long term rehabilitation for disaster affected area

Steps taken to address stakeholder concerns

- Facilitating mutual learning among partner organizations through annual partners' forum
- Cross-leveraging the learning from diverse partner experiences through our engagement with partners
- Enabling established partner organizations to play resource organization role to younger organizations

Designing programs to address the specific needs of the communities with whom we are associated.

Modes of engagement

Periodic visits, conference calls, email, reviews, reports of workshops or events, annual forums

Periodic meetings with partners, open meets with community, Partner newsletters

Frequency

3- 4 times a year for each partner/project

Varies from monthly to quarterly

Primary internal custodian

Wipro's CSR group , WATIS - the school education team

Wipro's CSR group, Wipro Cares, Location leadership



Government and Policy Networks



The Young Citizen and Future Generations

Rationale for engagement

Corporations must engage with government as part of the larger charter of bringing about systemic changes in society through legislation, policies and directives.

The young citizen has enormous potential as a change agent and in creating lasting positive impact to the environment and society. Trying to safeguard the interests of future generations is a fundamental act of responsibility leading to inter-generational justice.

Strategic objective of engagement

To participate meaningfully and to influence policy directions for larger social good

To ensure a safe and sustainable planet for future generations.

Key material issues

- India's policies on climate change, energy efficiency, water, e-waste, biodiversity and ICT for social change
- Legislation policies on workplace inclusion, labor and human rights
- The role of corporate social responsibility
- Taxation legislation in the countries we operate in

- Ecological sustainability of our planet at a local, national and global level
- Issues of inclusiveness and fairness
- Meaningful work and livelihoods

Steps taken to address stakeholder concerns

Active involvement in both, policy formulation and in a more general process of debate and dialog on various challenges of development and sustainability

Design and execution of several projects that addresses societal and environmental problems beyond the scope of business

Modes of engagement

Planned meetings, workshops, taskforces and steering committees of industry network bodies

Indirect inference from our school and college interventions as well as with Wipro's employees

Frequency

Varies from monthly to annual

Primary internal custodian

Corporate Affairs group, Senior Leadership, Wipro Sustainability team

Human Resources Group, Wipro's Sustainability Group, Wipro-earthian team



3.1

Workplace Sustainability

People are at the core of a knowledge-based organization like ours. We firmly believe that we cannot build a great business without nurturing talent from within. We are committed to partnering with employees and strengthening our talent pool by providing them with growth and career enhancement opportunities. Today we have a large and diverse workforce (150,000+ employees in 58 countries as on 31st March 2016) and we continuously design and implement processes and programs to foster people development, leadership development and skill enhancements among our global team.

Organisation Context

The dynamic business landscape shapes our talent management approach and is geared to deliver transformation, change and growth. The strategy is built on the foundation of our values and informed by globally recognized principles of business responsibility.

Some key trends that are shaping our people strategy are

- Complex marketplace, characterized by rapid transformation of business models and technology landscape. The high demand for automation and digitization has reduced technology cycles and skills are becoming commoditized more rapidly than before.
- The IT services marketplace is also a highly competitive one, with an ever-increasing focus on talent and innovation. Meeting rapidly evolving customer requirements requires a high level of competence, expertise and learning agility. Co-innovation, collaborative working and crowd sourcing are capabilities which are fast becoming the norm.
- Difference between talent that is sought & talent that is available.
- Changes in workforce patterns and legal regulations: Our employees are located globally, at Wipro offices and across client locations. A significant portion of our management focus is invested in engaging with our employees; thus creating the need to build managerial and leadership capabilities in the context of an increasingly virtual work environment. In the recent past, changes to immigration laws & regulations and risks to offshore business models have also made an impact on our people strategy, particularly in our approach to attract local talent.

We strongly believe that in order to prepare for this dynamic business environment, we need to continue building a best-in-class organizational culture to attract, build and retain talent across levels, globally.

Understanding the Stakeholder – Global Workforce

A majority (79%) of our employees are based in India while more than 30,000 employees work in other countries. A significant portion of our employees based overseas (outside India) are locals (42.3%). Our overall employee base comprises of 105 nationalities. Our gender ratio has increased to 32% from 30%. As on March 2015, 368 employees had voluntarily declared their disabilities through our online self-declaration form. The average age of our workforce is 30.6 years and a significant portion (60%) is under the age of 30.

Understanding Material Aspects

While our values are at the core of our actions, we believe that it is only through focused and continuous engagement with our stakeholders that we can build a truly inclusive and empowered enterprise. These inputs are gathered as part of our materiality determination effort, as well as from feedback received from social audits and assessments. Aspects that stand out as most critical and vital to the organization as well as stakeholders, are identified as the top areas of materiality, for action and reporting.

Our analysis of employees' perception, expectation and feedback forms a primary input in designing our talent management processes. Our approach to soliciting and acting on this feedback determines our performance in processes like talent attraction, engagement, and retention. We conducted our annual Employee Perception Survey (EPS) to gather employee feedback in 2015. The Engagement score recorded in the EPS survey is considered as an indicator of organizational performance. The feedback from the survey acted as an input to the materiality determination process. Additionally, our customers, investors and peer organizations also influence our people value chain and provide perspectives on material issues & risks. Finally, the geo-political situations, particularly in markets where we have high dependencies also form a vital input to our people strategy.

The key platforms of engagement and issues identified for aspects pertaining to human capital, are summarized in the table below:

Influencing Stakeholder	Current and Emerging Areas of Focus and Impact	Material Aspects & Topics Identified
Employees	<ul style="list-style-type: none"> Simplification of people processes to enhance workplace experience Skill building to address emerging technology capability areas Career growth opportunities Capability building of managers Comprehensive compensation & benefits Well-being and safety 	<ul style="list-style-type: none"> Talent engagement Capability building and Career development Employee well-being and safety Diversity and Inclusion
Customers	<ul style="list-style-type: none"> Helping customers solve their business problems and create competitive differentiation for them in the market. Enhanced focus on operational efficiencies in the immediate term Driving expertise and reskilling towards technologies of the future Diversity & Inclusion Need for collaboration, co-creation and learning agility Employee well-being and safety Heightened focus on social aspects of supply chain Increased focus on compliance with Global standards 	
Investors	<ul style="list-style-type: none"> Alignment with sustainability frameworks like Dow Jones Sustainability Index Heightened focus on sustainable organizations 	
Peer organizations	<ul style="list-style-type: none"> Talent attraction & retention strategy Talent Pool availability 	
Others	<ul style="list-style-type: none"> Macro-economic and financial systems, government, civil society, regulatory bodies High dependency on US and European markets Emergence of multiple low cost English-speaking destinations Risks to offshore business models Changes in immigration laws / regulations 	

Organizational People Strategy

Our people strategy is designed to fulfill organizational strategy in the current and emerging business context. We have taken an integrated talent management approach that spans the complete employee life-cycle, through processes and functions like hiring, on boarding, continuous engagement, assessment and capability building, career development & career planning, leadership development, employee well-being and benefits & rewards.

Our talent strategy has the following core elements: Details on each of the people strategy elements are explained in the subsequent section.



Commitment to Human Rights

We believe that economic value cannot be sustained unless it is created on a foundation of ethics and responsibility. Creating a safe and empowered workplace with a culture that drives equal opportunity, non-discrimination, meritocracy and one in which employees feel 'listened to' are therefore our core priorities. We imbibe these principles in all our processes like hiring, compensation, access to training, promotions, etc. and do not engage in or support discrimination based on ethnicity, nationality, race, caste, religion, age, disability, gender and sexual or political orientation.

Our people practices are shaped by the Spirit of Wipro values, Code of Business Conduct (COBC), as well as principles of the U.N. Global Compact, U.N. Universal Declaration of Human Rights, OECD Guidelines for Multinational Enterprises and the International Labor Organization's declaration on Fundamental Principles & Rights at Work (1998). While these provide the guidelines and direction for responsible

business conduct at a global level, our policies are shaped and customized by local regulations and law of land. Our COBC imbibes our commitment for human rights and zero tolerance for discrimination at all stages of the employee lifecycle (Protect-Respect-Remedy of UN principles).

Our values and code of conduct are socialized at multiple times in the employee life-cycle through touch points like induction and on boarding, classroom sessions, all hands meets, awareness mailers/posters and through our mandatory online COBC certification which all employees undertake every year. All employees are entrusted and empowered to highlight concerns and grievances via the Ombuds process and Prevention of Sexual Harassment Committee. Please refer to page XX for details on our Ombuds process and page XX for details on Prevention of Sexual Harassment. The policy also assures all stakeholders that a concern raised in the spirit of the policy will not be under risk of retaliation/retribution, even if unsubstantiated upon investigation. These Committees including the Audit/Risk & Compliance committee review progress and formulate strategies to address material issues pertaining to compliance.

Freedom of Association

In India, employment and livelihood of unorganized and casual labor is a priority due to the uncertain terms of employment. IT services organizations however, adopt good practices with respect to employment terms, compensation and benefits and are leaders in talent management. With the emphasis on innovation and learning, the workplace provides a meaningful experience to employees, with good working conditions and progressive people practices. Trade unions are therefore not prevalent in the Indian IT sector.

We do however recognize the right of our employees to free association and union representation, without fear of reprisal, discrimination, intimidation or harassment. A small proportion of our employees (~1%) are represented through registered trade unions,

local employee representative groups and work councils in Ireland, Netherlands, Finland, Sweden, Germany, Austria, France, Poland, Romania and Australia. The HR function meets these groups periodically to inform and consult on any changes that can impact work environment and terms and conditions such as change in job functions or structures. The consultation discussions include a structured approach involving intimation of change, impact, redeployment / re-skilling approach if required, number of affected employees, criteria used for selection of employees for the change, etc.

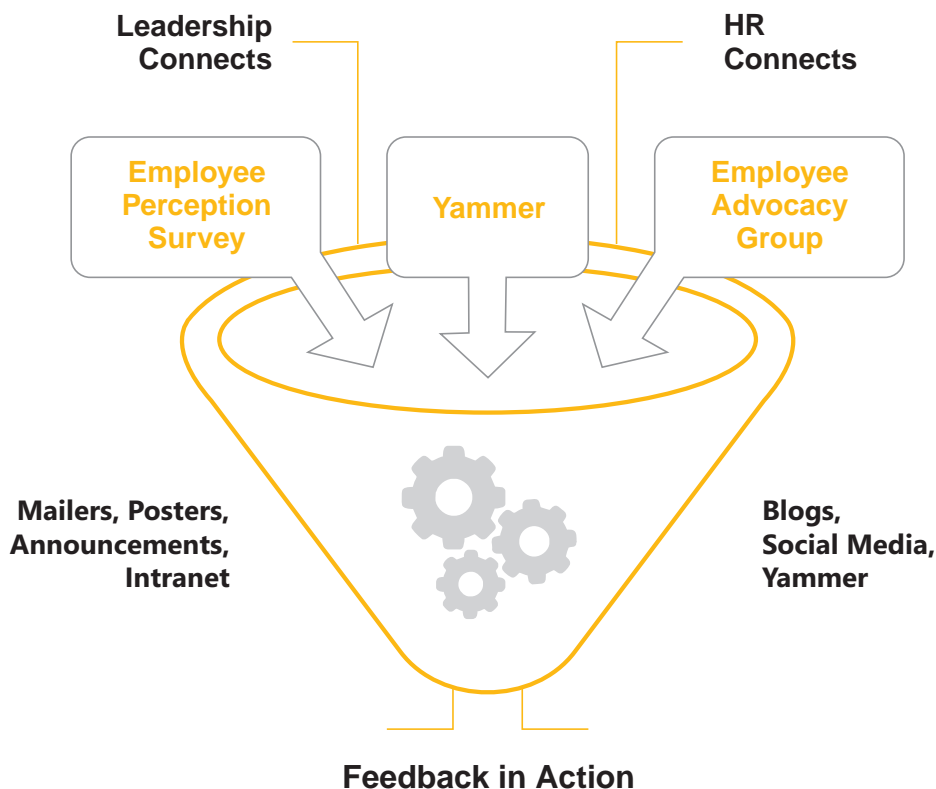
Employee Engagement and Empowerment

With the advent and deep influence of social media, we have witnessed a dynamic shift in the way employees communicate and seek information. Over the years, our focus on participative engagement has increased and our programs have been more closely aligned to cater to our diverse and multi-generational workforce.

Our employee engagement programs are driven at multiple levels – organizational, unit/team and individual. Key organizational changes and announcements are cascaded through emails, online posts, posters, kiosks, on-floor sessions and through business and HR teams. The leadership team engages with employees throughout the year through online chat sessions, Leader blogs, organizational level 'Wipro Meets', business unit level 'All Hands Meets', round table discussions and functional review meets and off sites. Another important enablement to engagement is through business managers and HR teams who meet employees through one-to-one meetings & team discussions. Additionally, customized engagement frameworks are used by business units to address needs specific to employees in that unit or to that business/domain.

Our online enterprise-wide social platform has allowed employees across the globe to network and collaborate, thus removing the physical boundaries of a geographically widespread workforce and increasing the feeling of connectedness in a global organization. It has also allowed employees to provide real-time feedback through online polls & directly connect with senior leaders or functional teams. Additionally, employees have been able to network, form special interest groups, seek role opportunities and work on collaborative projects without location or team constraints. Over 85000 Wiproites currently (As on close of FY 15-16) use this platform, with over 7500 public and private groups. The adoption of these forums by employees (as indicated by participation levels/usage) indicates how well ingrained they are into the organizational culture.

Employee Engagement Avenues



Employee Feedback Forums- Employee Perception Survey (EPS)

Employee Perception Survey is a biennial organization wide employee survey through which we capture employee engagement & feedback. It measures the perception of employees on key aspects of the organization that shape their experience of life and work at Wipro. It measures the level of employee engagement and seeks feedback on aspects like organization, leadership, manager, team and collaboration, role, career & opportunities, work processes & tools, rewards & recognition. The survey questionnaire has been designed internally and is administered in multiple languages to cater to a global diverse workforce.

The last biennial Employee Perception Survey (EPS) was conducted in December 2015. EPS 2015 showed an increase of 4% points in participation over the last full survey, EPS 2013. The employee engagement score increased by 1% point as compared to the previous complete survey (EPS 2013). Diversity & Inclusion, Customer Focus and Wipro Values continues to be among the top 5 drivers of engagement as compared to EPS 2013. Health & Safety, Role-Job and Rewards saw an increase of score as compared to EPS 2013.

Our in-house built EPS analytics tool provides analysis of the results at various levels- geography, business unit, gender, career levels, age, nationality, tenure, performance rating. Wipro runs a lot of initiatives to support Gender Diversity and hence we do track and monitor the engagement scores of women. Gender wise results across career grades and engagement drivers/questions were also studied.

The focus areas highlighted through quantitative and qualitative analysis form the themes of focus group discussions and one to one interviews to consolidate our findings. Survey results and identified action areas are communicated throughout the organization through mailers and cascade sessions by business leaders and HR. Each business unit includes action plans specific to their units in addition to the organization-wise action plans. Action areas for the upcoming year have been finalized which includes key initiatives around Manager Effectiveness, Careers & Capability, Diversity and Inclusion.

Contract Employee Engagement

Wipro's Code of Business Conduct and Ethics contains our stated commitment to human rights and through our Supplier Code of Conduct, we also encourage our suppliers to do the same. Our focus on responsible people practices extends across our people value chain, and covers contract employees and retainers, primarily located across our operations in India. Many of them are deployed at our client sites, and a customized Partner Employee Engagement team (PEET) in our Global Infrastructure Service is responsible for building an engaged and motivated contract employee workforce.

The PEET team consists of human resource professionals and undertake responsibilities like induction and orientation, performance management, engagement, retention, rewards and recognition, training and career development etc. for contract employees deployed on IT delivery projects. The PEET team drives various initiatives like client-site visits to meet contractor employees to understand needs and concerns, driving programs to build capacity, facilitating conversion of contract employees into retainers or full time employees etc. Quarterly / Half yearly / annual audits are conducted by PRO (Partner Relation Office) on the empanelled partner to ensure that they comply with the statutory and labour compliance. The PRO (Partner Relation Office) is responsible for vendor selection and management; it ensures compliance of partner agencies to legal and statutory employment norms. Reviews and statutory audit checks were conducted by PRO in 2015-16 to ensure continuity of the process and procedures that are laid down.

In FY 15-16, the PEET team led various initiatives like client-site visits to meet contractor employees to understand needs and concerns & initiated programs to build capability through training programs. Focused initiatives through these programs have led to higher engagement and retention levels. In 2015-16, the partner employees' engagement across sites was gauged through the "site-o-meter", with a coverage of 74%. "Site-o-Meter" is an employee engagement pulse check survey to check on the employee satisfaction levels. The areas of concern / improvement have been taken up with action plan and "PEET Matters" - an interlock session was organized for the partner employees with the Representatives from Partner organisation, PEET HR and PRO (Partner Relation Office) for grievance management and addressing people issues.

Our key focus area continues to be to check and implement processes and procedures at regular intervals and in a phased manner based on audit findings, feedback from various forums, open houses, and employee connect programs. In the coming year, we would also focus on continuous up skilling methodologies coupled with technical evaluations & assessments to identify the best technically skilled employees for conversion to core rolls of Wipro.

Our key focus area continues to be to check and implement processes and procedures at regular intervals and in a phased manner based on audit findings, feedback from various forums, open houses, and employee connect programs. In the coming year, we would also focus on continuous up skilling methodologies coupled with technical evaluations and assessments to identify the best technically skilled employees for conversion to core rolls of Wipro. A further extended people supply chain, consisting of employees who are in soft service functions such as Housekeeping, Security and so on. For individuals who are in support services, we ensure compliance with human rights by ensuring that the supplier comply with our Supplier Code of business Conduct. However, enhancement on dimensions such as diversity, employee development has remained a challenge due to the transient nature of the workforce who may not work with the same employer for long duration.

Employee Well-being and Safety

Wipro regards high standards of safety and health as a cornerstone of a successful business. A healthy workforce not only leads to higher productivity and cost saving, but also develops an engaged and happy workforce. With medical care expenses growing the world over, our effort in preventing health hazards is seen as a vital element in reducing employees' financial burdens. Our comprehensive wellness programs and insurance offerings is also a value proposition for prospective candidates.

Policies, Principles and Commitment

A safe workplace is a fundamental human right and we are committed to providing this to all our employees, partners and visitors to Wipro facilities. Through our programs, we believe in influencing all aspects of an employee's life – including physical, mental and emotional well-being.

Every year, through the mandatory certification of our Code of Business Conduct, we reinforce our commitment towards a healthy, safe and harassment-free workplace and evangelize individual responsibilities of each employee. We have also institutionalized key policies like health and safety policy, prevention of sexual harassment policy and a robust grievance redressal system.

Governance

Taking cognizance that employee well-being and safety is an aspect which impacts at various focal points, the overall responsibility for health & safety is assumed by the HR, EHS, Audit, Risk and Compliance team.

At global locations, the location operations, facilities management and human resources team assume joint responsibility of the employee health and safety aspects. Around 80% of our workforce works in locations across India and majority of them work from Wipro facilities. Taking this into account, we have established a core EHS team with city-wise EHS coordinators who drive compliance to standard procedures defined at a corporate level. The EHS Team along with stakeholder and service providers organize awareness programs on health and safety, thereby impacting performance on health and safety aspects.

Safety committees are formed at major locations and consist of cross functional members from senior management, stakeholder, service providers and employees. Major locations exceeding 2000 employees have safety committees which meet quarterly and participate in risk assessments, safety inspections, incident investigations and hygiene audits. Remaining locations report work place hazards in the HSE portal and get discussed in city-wise committee meetings. Decisions taken during these meetings are communicated along with corrective actions and target dates in order to minimize risks. These committees bring together stakeholders at various levels to promote positive occupational health & safety culture. The safety committee meetings represent 100% participation from the representative employees.

Approach

We have an integrated Risk Assessment in place of Initial Environmental Review and Hazard Identification and Risk Assessment. The risk assessment is evaluated every year and also as and when the accidents / incidents / near misses are noticed. Employees, stakeholders and Service providers are part of this risk assessment.

Our internal audit team conducts checks on the effective implementation of ISO 14001 / OHSAS 18001 standard requirements every 6 months by involving cross functional teams. 18 locations in India are certified to ISO 14001 and OHSAS 18001.

Apart from the Internal Audits, the corporate internal audit team also conducted the audit at selected locations to check the effectiveness on the closure of the gaps identified in internal audits and the report is submitted to the senior management as part of the Management Reviews.

In addition to this, we also participate in client audits and provide information and data related to health & safety.

As part of hazard communication / recognition, employees also record their observations on Environment, Health and Safety under various categories like Major/ Minor/ First-Aid / Near-misses etc. through our intranet portal. The incidents are further investigated and the root cause is analysed for implementation of corrective and preventive actions to avoid recurrence. This has resulted in reduction of work related injuries across the locations.

Focus Areas

Our approach to health & safety is multi-pronged. Protection of employees from injury or occupational disease is a major continuing objective. To this end, we continued our effort to enhance safety & security at the workplace by prescribing policies & procedures, creating awareness and imparting trainings.

Focus Areas

Key Actions / Performance Highlights



Enhance workplace safety and security with additional focus on Women's Safety

- **Ergonomics** - Ergonomics was identified as a significant risk in risk assessment reports due to the sedentary nature of IT roles. Wipro has therefore set-up Ergonomic center at all major locations to assist employees on postural problems. Based on the Ergonomic cases reported at the ergonomic center, sessions were conducted for employees with emphasis on Repetitive strain injuries (RSI) that may be caused by workplace activities. Workplace ergonomics consultants assist in preventing and managing work related injuries and work related stress. Work place evaluation was organized and corrective actions prescribed to employees on optimal positions & postures at the work stations. Ergonomic services has helped employees to identify risk factors & understand measures on preventing injuries at their workstation.
- **Emergency preparedness**- As part of Health and Safety objective on safe work place, mock drills were organized for identified potential threats like fire/ electrical shocks / medical emergencies etc. across locations. This enhanced awareness among the employees and the staff working at critical areas to respond and follow the procedures in real scenarios, thus reducing the probability of negative impact on employee safety. In accordance with law, fire safety systems are regularly tested to ensure 100% functionality to handle emergencies.
- **Women's safety** - Our security teams were trained on gender sensitization as a part of their on-job training and induction. Cab pickup and drop facility with security escort is available for women employees travelling late in the night or early in the morning. Women of Wipro committees were formed to discuss concerns and suggestions on women's safety. Over 1886 women participated in women employee security awareness sessions and self-defense sessions.
- **Food safety** - Our focus on food safety is considered significant as major locations have cafeterias run by food business operators (FBOs). This is one of the core areas where hygiene practices are monitored and inspected to avoid the risks on employee health. We have started the inspection of FSSAI requirement implementation at one of the locations through a competent outsourced agency. The observations and corrective actions taken are communicated to other locations and as a proactive measures, other locations have started the daily monitoring and inspecting of the cafeterias to ensure FSSAI practices are adhered by the FBOs. Employees are also consulted on food safety concerns during the food safety / cafeteria meetings and corrective actions are initiated. Our 24 in-house cafeterias/ kitchens comply with the FSSAI requirements. In comparison with last two years audit reports, on an average 80 % of FSSAI requirements are implemented at our cafeterias & kitchens. Thirteen base kitchens were assessed during last year across PAN India and 25 internal audits are organized across pan India locations to check the effectiveness on the implementation of FSSAI requirements. The results of the food safety/ cafeteria meetings are showcased in management reviews as part of Health and Safety performance.
- **Workplace safety** - We consider indoor air quality as a significant risk on employee's health aspect as employees work in air conditioned offices. The risks are assessed with adequate controls and environmental parameters are monitored in cognizance to ASHRA standards. Where ever indicators deviate from permissible levels, root cause analysis is done and corrective measures undertaken to avoid injuries / illnesses. This ensures a safe workplace for the employees and align with the health and safety objective of employee well-being.

Focus Areas

Key Actions / Performance Highlights



Sustain a balanced approach to employee well-being with focus on physical and emotional health

- **Mitr** - Our Employee counseling and Support forum, Mitr was established over 12 years ago. It enables employees to reach out to counselors 24x7 in-person and on phone and seek assistance for issues pertaining to personal or professional life. Mitr counselors include professionally trained and volunteer Wiproites as well as external counselors from an Employee Assistance Program service provider. In addition to this, Mitr also includes counseling on legal and financial matters rendered by experts. The program is free of cost for employees and their family members and is completely confidential. Awareness is created through intermittent email campaigns and posters as well as through webchats on common issues. The online portal also has insightful self-help modules for employees to refer.
- **Fit for Life** - The online portal provides employees' access to tools such as health calculators, diet and nutrition advice from experts, access to health counselors and a plethora of articles, blogs and success stories from employees. Online chats, awareness sessions are also conducted under the aegis of Fit for Life. At several locations, through Fit for Life, employees can also find Yoga classes, fitness class and health club memberships at subsidized rates.
- **Work-life balance** - Wipro offers multiple time-off options in the form of leaves, sabbaticals, half day working, flexible work arrangements, reasonable accommodation etc. Employees are encouraged to avail vacation time and mailers are intermittently broadcasted as reminders to plan their leaves.
- **Medical insurance** - All employees globally are covered under a health and life insurance plan. In countries where local governments do not provide for such insurance or where it is not mandated by law, these plans are offered by Wipro through prevalent insurance companies. Employees' family members may also be covered. Additionally, employees may also have options to avail top-up insurance coverage at special negotiated rates to cover for any additional medical expenses. Clauses related to disability provide income protection / continuity of salary for defined periods.



Evangelize Wipro's commitment on health and safety through awareness and training

- **Safety Awareness:** 45th National Safety Day - Facilities management group organized various activities to commemorate National Safety Day. These included pledges, rewards, and mock scenarios on emergency preparedness, trainings and talks on safety. Safety day awareness campaigns helped the organization in proactive reporting of hazards by the employees to eliminate risks and in adopting the safe work place practices in order to reduce work injury rate. Additionally, Wipro Limited has recognized the contractors who followed the safe work practices and adherence to SOPs at workplaces at respective locations on the National Safety day.
- **Health awareness initiatives** - We have OHCs set up at major locations and these provides services ranging from basic health care to emergency care units. Medi-Assist Healthcare services manages the Occupational Health Centre Management at all major locations with qualified medical staff. OHC's are operated 24/7 at major campus locations and aim at monitoring and managing adverse health effects that may occur at the work place by promoting good workplace health practices, imparting health education, conducting employee awareness programs, capturing illness trends and by developing a framework to interpret employee health statistics to drive fitness and align with the health and safety objective of wellbeing. Daily dash boards are monitored at OHC to check for major ailments and thus help in identifying and mitigating risks proactively through awareness sessions.
- **Pandemic Preparedness and Vaccination camps** - During the H1N1 pandemic outbreak, Wipro initiated pandemic awareness sessions through professional physicians on the among employees on knowledge and guidelines in enabling employees to anticipate, recognize and control the possibility of infection by H1N1 virus. Few of the employees participated in the identification, evaluation and control of H1N1 virus hazards and risk assessment. An awareness campaign on

hygiene practices was carried out during the H1N1 outbreak and included sanitization of workplaces, tracking of suspected cases and display of precautionary measures on hygiene practices etc. Timely awareness and effective communication of all stakeholders helped in managing this outbreak and preventing loss of productivity, absenteeism and customer escalations.

As part of food safety management, Typhoid vaccination camp was organized for food handlers across Wipro India who are involved in the food preparation at our cafeterias. Organizing such vaccination camps helped the organization to eliminate food borne diseases affecting the employee's health.

Post Chennai floods, free vaccination camps were organized at Chennai and 5824 employees / service providers & their families are vaccinated as part of social cause.

Focus Areas

Key Actions / Performance Highlights



Capacity building for service providers through function specific training

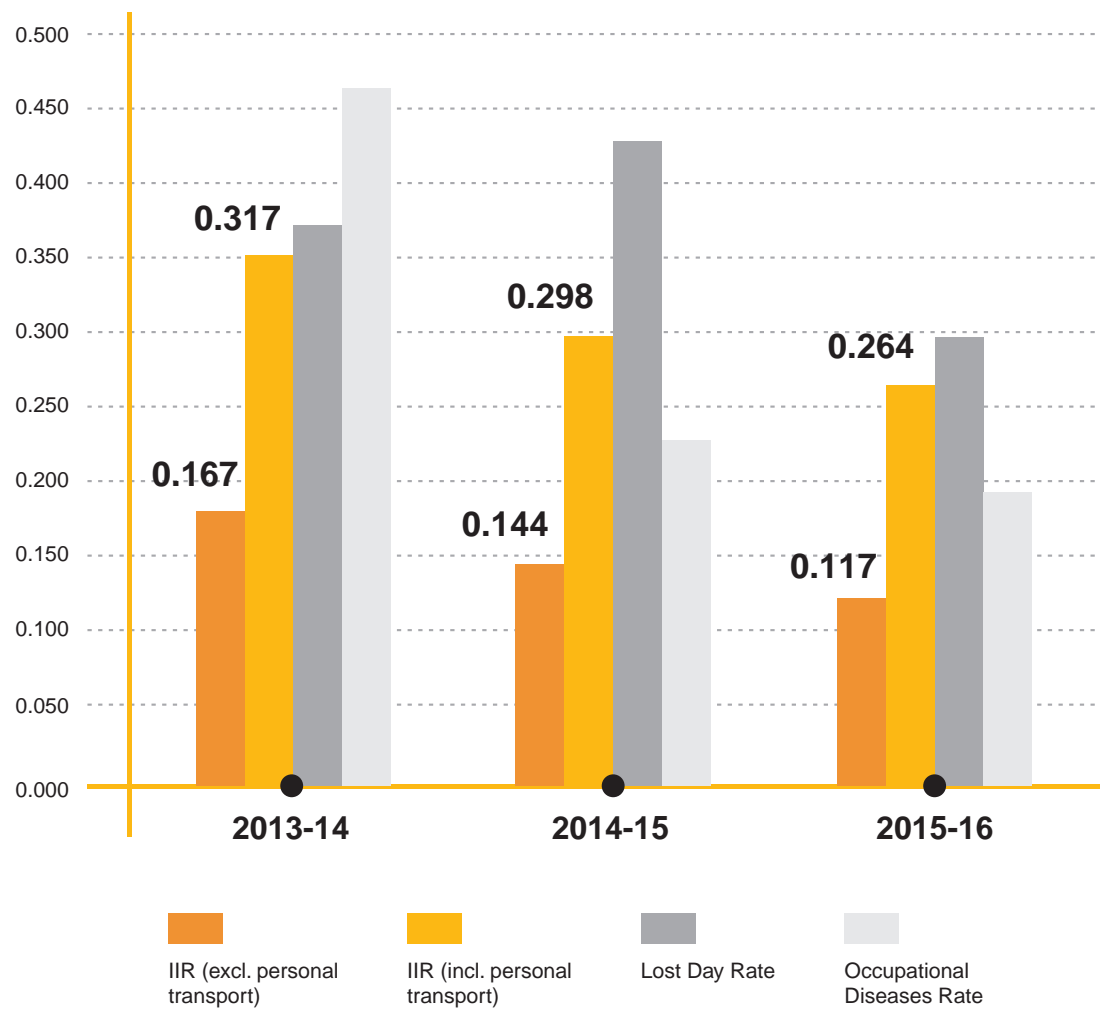
As part of continual competency development, job specific trainings are identified for different functions to make our contractors and sub-contractors adopt to the safe work culture in the organization. These trainings include Electrical Safety, LOTO, Elevator Rescue of Passengers, Safe driving, Accident Prevention and Accident Reporting, Office Safety, Computer Safety, Ergonomic Awareness, Personal Protective Equipment, Hazard Recognition, Hazardous Communication, Waste management, Awareness on Bio-Hazard, First Aid and Emergency response etc.

Over 160,000 participants (employees, contractors and service providers) attended Occupational health and safety trainings in FY 15-16. Though the trainings are additional controls as identified in Occupational health and safety risk assessment, this helped the staff working at critical areas to adhere with safe working procedures and further resulted in reduction of work injuries. Trainings and awareness on Health and Safety is one of the proactive measures in enhancing the safety culture among the contractors/service providers.

As part of emergency preparedness and response, Wipro Limited organized the First Aider training programs on basic first aid measures for ERT members across PAN India through professional experts from recognized Hospitals.

Key Metrics

Data	2013-14	2014-15	2015-16
Incidences of Industrial Injury (excl. personal transport)	254	257	227
Incidences of Industrial Injury (incl. personal transport)	483	530	514
Cases of Occupational Diseases – Ergonomic	697	549	363
Industrial Injury Lost Days (excl. personal transport)	503	760.5	577
Industrial Injury Lost Days (incl. personal transport)	8141	8918.5	8285



Diversity and Inclusion



A diverse workforce is a reflection of a changing world and marketplace. Our client portfolio is diverse in composition in terms of locations, culture, industries and technologies they deploy. In order to address the increasing complexities and intangible problems of such a diverse clientele, it is imperative to cultivate a workforce which can generate a rich mosaic of ideas and practices and enhance innovation. We are committed towards embracing a heterogeneous workforce which brings forth an amalgamation of demographics, culture and thought in order to enhance customer delight. Nurturing diversity and making inclusivity a part of Wipro's culture has remained a key focus area for the organization and is a strategic enabler to ensure business growth and performance. Our D & I Program was formally launched in 2008 to give shape and direction to this commitment.

Policies, Principles and Commitment

Wipro is committed to being an equal opportunity employer and diversity and inclusion principles are embedded in our organizational values, culture, policies and processes. Our commitment towards non-discrimination and meritocracy is explicit in our COBC and Global Diversity and Inclusion Policy. Executive commitment, an engaged community and its participation is instrumental in shaping a vision that drives action.

The impetus for the D & I charter thus comes from the top, with our chairman, Mr. Azim Premji as the key signatory and the CEO, Executive Vice President Human Resources and the Legal Council forming the D & I Council. Diversity and Inclusion is evangelized as key behavioral component in our values, policies & processes. This makes D&I a mainstream business driver and a must-have trait, rather than a stand-alone / aspirational initiative. As signatories to UNGC and U.N. Women's Empowerment Principles, we express our commitment to becoming a responsible business leader and role model.

Management Approach and Governance

The focus of our D & I program is multi-dimensional and consists of four pillars – gender, persons with disability, nationality and underprivileged communities. Worldwide, research has indicated that there has been slow progress in these areas as indicated by low work participation rate for women in organized sector, under-representation of women in leadership positions, high unemployment rate of persons with disabilities, etc. Over the years, Wipro's diversity agenda has focused on driving initiatives to address these areas.

We understand that the success of transformational initiatives depends on how much the larger organization believes in the strategy and the strength of the initiative and its success in trickling down to the lowest levels in the organization. With this in mind, our D & I charter and agenda is supported cross-functional project teams and senior leaders assume leadership of individual diversity pillars. Our collaboration with research partners and industry platforms like CII, NASSCOM, Diversity and Equal Opportunity Centre (DEOC)

bring to fore focus areas and industry trends which help in shaping our D & I charter. These focus areas/goals are reviewed on a quarterly basis by the D & I committee and the Board of Directors.

Our commitment to D & I is also extended to our Suppliers through the Supplier Code of Conduct and we encourage engagement with qualified suppliers owned by persons of disabilities, women or minority communities.

Focus Areas

Wipro is an equal opportunity employer and merit in qualification, performance & capability form the sole criteria for selection, remuneration and promotions for new applicants and existing employees alike. We believe that number-based targets / percentages to increase diverse workforce can impact meritocracy and deviate from our holistic approach of ensuring meaningful employment across different functions and levels. We have therefore consciously refrained from integrating such targets into the goals and objectives of leaders and relevant teams.

We believe that creating an organizational culture in which employees feel included and secure to report concerns and violations without fear of retaliation, is the key to preserving human rights and fostering a culture of inclusion. With this in view, we have focussed on creating policy and process frameworks that support an inclusive work environment. We have zero tolerance towards retaliation and this encourages employees to report concerns & discrimination issues to managers, senior leaders and the human resources team. Additionally, we have a long-standing whistle-blower process (Ombudsprocess) and helpline which is available to employees 24/7 in multiple languages. Concerns raised are investigated by a neutral Ombudsman.

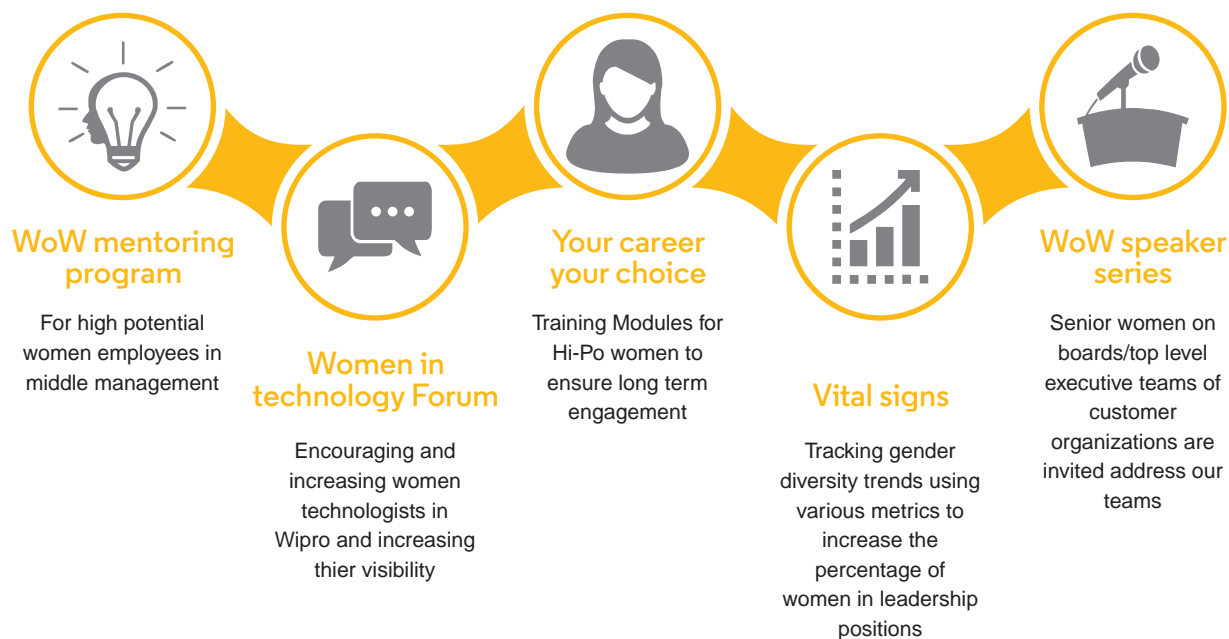
Our Diversity & Inclusion (D&I) Program was formally launched in 2008 to give shape and direction to this commitment. The programme is multi-dimensional and consists of the following pillars.

- Gender
- Persons with disability
- Nationality
- Persons from underprivileged communities

Women of Wipro (WoW) Program

Recognizing that at different life-stages the needs and expectations of women employees are different, Wipro adopted a life-stage based approach to its gender equity initiative and 'Women of Wipro' program was launched in 2008. . Focus on gender diversity in Wipro in 2015-16 has been around developing and nurturing the women talent in the organization through various initiatives.

Overview of Gender Diversity Initiatives



Focus Areas	Strategic Lever	Initiatives
Drive cross-functional involvement in gender equity initiatives	Involvement of business leaders and functional teams would enable us to align our D and I initiatives to larger business strategies and drive higher focus on tracking and monitoring of key indicators	<ul style="list-style-type: none"> Vital Signs is a program that tracks the entire People Supply Chain in order to check for Gender Balance at each of the stages. Any dip in % at a particular stage is analyzed to identify root causes and suitable recommendations are made to remedy this Findings of this project are currently being evangelized with Functional Heads
Increased focus on 'Women in Technology'	Data trends across industry show lower representation of women in core technology areas. Gender balance in technical roles will bring out diversity in thought and innovation. By bringing focus on this area, our endeavor is to assist in informed decision making and provide career enablers for aspiring women technologists.	<ul style="list-style-type: none"> Senior Women leaders represented Wipro in the prestigious Grace Hopper Conference hosted by Anita Borg Institute with the focus and aim to drive Women in engineering initiatives. Workshops on Idea Patenting were organized for women employees. Career Individual Development Plans for middle management women technologists is tracked as an aim to develop their careers.
Sustain Wipro's flagship 'Women in Leadership' mentoring program	Representation of women reduces from junior to middle to senior management. A forum for high potential women in middle-management to connect with senior leadership team allows in addressing concerns, developing perspectives and managing aspirations.	<ul style="list-style-type: none"> Our online mentoring tool 'Learning Networks' allowed the invited mentees to choose their own mentors based on their aspirations, expertise and preferences. 100+ high potential women employees enrolled as mentees in the ongoing 4th batch of Women of Wipro (WoW) Mentoring Program Your Career Your Choice is a Classroom based Training Module for High Potential women employees who have recently taken on managerial roles. The program aims to be a positive reinforcement for them to relook at their careers with a long term view and evaluate the specific strengths they bring to the table.
Build Wipro's thought leadership on gender diversity	Our participation in industry forums helps in evangelizing our D and I philosophy amongst our peer organizations. We believe that sharing and embracing best practices is the key to developing an inclusive landscape.	<ul style="list-style-type: none"> Wipro has participated in various eminent forums by bodies like SHRM, Academy of International Business, NASSCOM, Catalyst, WECC, NHRDN, and Trilegal during the year. The themes covered included Empowering Women Leadership, Maternity Benefits, Building Awareness to Driving Change, Promoting Young Women in Engineering and Gender Balanced Leadership.

Key Highlights

Over a period of time, a number of initiatives under the WoW program have resulted in higher engagement levels for women as measured by our Employee Perception Survey (EPS) and we have maintained Gender Diversity with over 30% of our employee strength being women. In FY 15-16, Women of Wipro mentoring Program has won the prestigious NASSCOM award for the Best program in Gender Diversity for 2015-2016 in IT/ITES companies.

While our return to work ratio for women employees has dipped slightly from around 96% to 94% in FY 14-15, our retention rate for women who return after parental leave has increased from 89% to 93%. In FY 14-15, 3134 women availed one or more of our parental leave options. Additionally, 1750 male employees availed parental leave globally, forming almost 36% of all employees who availed these leaves.

Persons with Disabilities (PwD) Program

Our inclusion framework for Persons with Disability (PwD) focuses on 6 key themes of Policy, Accessible Infrastructure, Accessible Information Systems, Recruitment, Training and Awareness. Our partnership with Diversity and Equal Opportunity Centre (DEOC) continued through the year to advice upon the inclusion initiatives for employees with disabilities.



Nothing about us, without us Involving - Employees with Disabilities in Inclusivity Initiatives

Collaborate with NGOs / institutes to active seek deserving candidates for employment

Collaboration with NGOs open up pre-hire opportunities for training & mentoring to improve employability of persons with disabilities and expands the talent pool.

- We continued our recruitment efforts through collaboration with NGOs and hired 17 talented candidates with disabilities.
- Job fairs held in collaboration with CII and NGOs like Sarthak, Ability Foundation and Enable India.
- Wipro has supported NGOs train the prospective employees and then hire the trained employees.
- Prehiringsupport like internship opportunities to studentsfrominstitutes like ELMS Global (Bangalore), Ekansh Trust (Pune).

Sustained focus-Barrier-free workplaces

Supporting an accessible 'entry-to-exit' enables employees with disabilities to navigate with ease and creates a more inclusive workplace.

- Wipro's Building Standards (earlier based on National Building Code 2005) have been modified to include international norms developed by United Nations 'Accessibility for the Disabled, A Design Manual for a Barrier Free Environment' and the latest draft of the Building Code prepared by National Centre for Promotion of Employment for Disabled People (NCPEDP) and Accessibility, India. These standards lay the foundation for compliance for all new buildings.

Focus Areas	Strategic Lever	Initiatives
Barrier-free communication	Creating inclusive communication systems and accessible software applications enables us to effectively engage with all employees and create an environment of equal opportunity and harmony.	<ul style="list-style-type: none"> Our 'Winclusive' initiative was integrated with our online enterprise social networking platform to enhance communication and interaction between employees. Winclusive is a vibrant community of employees with disabilities that discusses the IT-enabled applications' accessibility and provides suggests and change requests. The Yammer page of Winclusive has 230 employees. Our 'Kinesics' portal provides employees across the globe a medium to learn the basics of sign language and apply it to terminology prevalent in IT environment. It was upgraded with a focus to improve accessibility of our information systems.
Engagement	Providing forums for engaging with persons with disabilities and involving them in shaping our inclusivity charter helps in improving accessibility on an ongoing basis	<ul style="list-style-type: none"> Networking opportunities were provided to persons with disability connect at Global Forums - In 2015, a Wiproite was chosen among four others from India to represent at UN's; One youth representative with hearing impairment presented a paper in the Youth Program conducted by Disabled People's International (DPI) during the Conference of State Parties in the United Nations in New York in 2015. Exclusive 'Annual Global All Hands Meet' for People With Disability @ Wipro was organized to provide a platform for leadership connect, networking interaction with Industry experts in the field of disability and to reward and recognize PWDs and their managers at Wipro who have excelled in their work and also supported Wipro in making it inclusive.
Advocacy	Wipro is involved in creating awareness and sensitivity through various platforms	<ul style="list-style-type: none"> Wipro provided support to the disability initiatives & Campaigns organized by other independent bodies. For instance, Collaboration with Ability Foundation, Wipro sponsored their event Ability Fest 'A film screening festival to create awareness in the area of disability'. We organised a Campus Connect for Visually Impaired students from Deal Foundation. Wipro participated in a Guest session on insights from Industry experts for a Seminar on 'Sourcing Non-Conventional Talents makes Business Sense' by NHRD, Kolkata.

Key Highlights

In 2015-16, Wipro won Asia-Pac award' in the Workplace Category at Disability Matters Asia-Pac Conference held at Bangkok.

As on March 2016, 368 employees had voluntarily declared their disabilities through our online Self Identification Form. Number may vary since a number of employees with disability do not prefer to declare their disability and wish to stand at par like all others.

Nationality

While serving global customers, employing people across the globe is an equally important aspect of our vision of becoming a truly global company. Our global workforce consists of employees in 58 countries and from 101 nationalities. We have more than 30,000 employees outside India, of which 42% are locals, creating a strong 'local national' footprint in our international geographies. In FY 15-16, we stepped-up effort in hiring business school graduates and graduate engineers from major universities in US and Europe.

We have invested in specialized online tools such as 'Globe Smart' to develop sensitivity towards various cultures. Additionally, employees

travelling to overseas locations are expected to participate in a 2-day classroom based 'Onsite Readiness Program' which includes a module on cultural sensitivity.

Apart from Onsite Readiness and Cross-culture Sensitivity programs, specific culture sensitization sessions are conducted for all team members of an account. Some of the national cultures that have been covered are French, American, Australian, German, and Dutch cultures. India culture sessions have been conducted for customer teams.

Persons from underprivileged societies

We believe that creating opportunities for people from underprivileged societies will not just expand our candidate pool, but also add a highly committed workforce into the organization. Our plan is to focus on three key strategies to increase our foothold:

- Collaborate with colleges/universities in small cities to drive recruitments.
- Collaborate with NGOs/Foundations which impart skills trainings to graduates from underprivileged societies.
- Collaborate with state governments in areas like the north-east to impart expertise and training to trainers.

The 2 key initiatives

Rural BPO

Wipro's rural BPO centre was launched in 2011 as a Back Office to Back Office Model as the result of a tie-up with Swami Dayananda Education Trust. The trust strives to provide quality education to the economically backward regions of Tamil Nadu.

The centre started as a pilot initiative with 50 employees, but soon grew to a strength of 100 employees at its 1st anniversary. The centre has a seating capacity of 300+ seats and the strength in FY 2015-16 was 170.

The centre benefits from a large number of colleges in a relatively small radius. More than 13,000 students graduate from these colleges annually, thus providing a large talent pool. The growth witnessed in the last 4 years is testimony of how such a model can play a crucial role in the development of villages and preventing large scale migrations into cities. The vision of this centre is to create more job opportunities for the rural talent pool by bringing in new business to this location.

Collaboration with Mahindra Pride School (MPS)

In 2013, Wipro BPS initiated a 'Train & Hire' program to up skill students from economically and socially deprived sections of society in partnership with Mahindra Pride School, enabling them to become self-reliant and financially independent, by getting a placement at Wipro BPS. The program is the result of true co-operation by the Mahindra group and Wipro who run a joint screening and selection process to select entrants. Post that, the Mahindra team focuses on developing the communication skills and personal grooming of the candidates. Wipro, on the other hand, has instituted Industry specific domain academies, that trains and prepares them for healthcare, finance & accounting and investment banking roles. Training delivery is handled by Wipro's SMEs, operations leaders and accredited trainers. During the training, it is also ensured that students are adequately taken care of with respect to conveyance, foods and uniforms etc.

Since 2013, Wipro BPS has hired on regular basis from MPS. Under the aegis of this program, around 360 students so far have been hired in Chennai. In the long run, this program construct will help young students to become employable not only for Wipro but for the larger services sector encompassing industries such as IT, Hospitality, Airlines and more.

Capability Building and Career Development

In the face of changing client expectations and the advent of rapidly changing technologies, it has become imperative to have a platform that equips the organization with futuristic skills and competencies. Anticipating and defining future needs and developing these competencies in the employees is vital to organizational sustainability. Wipro offers multiple learning & development opportunities to employees at various stages of their career. These are aimed at up skilling, cross-skilling, and re skilling through a number of training programs in technical, domain, soft skills, and leadership aspects. While dedicated teams identify learning needs at an organizational level, employees partake in identifying their individual learning needs through appraisals, feedback surveys, and career tools.

Focus Areas

Capability building and career development initiatives at Wipro encompass building awareness on career paths, identifying developmental areas for current & aspired role through a rigorous performance management process, mentorship, and building capability through training & assessments.

Performance Management

One of the key outcomes of the performance management process is employee development. This is enabled through formal feedback discussions as a part of the appraisal process and creation of an Individual Development Plan (IDP) for the employee. The appraisal process includes a robust competency based feedback process as well. For middle and senior management roles, competency based feedback is provided through a 360-degree feedback based on Wipro Leaders' Qualities (WLQ). At junior management level, feedback is given on role based behavioural competencies by their managers. Appropriate development plans and interventions are then charted out based on discussion between manager and employee.

In FY 15-16, we moved away from 'bell curve' rating fitment, hence giving managers complete ownership to rate their team's performance, while at the same time being accountable to align individual to unit performance. Based on the feedback received from employees through various feedback forums like Employee Perception Survey & open houses, Performance Management System was modified and launched as a pilot in three teams with the appraisal cycle of FY 15-16. The new process is much simpler, faster and it includes a robust developmental element through regular discussions between manager and employees. Also, Agile Performance Management was introduced to a few accounts that follow the agile methodology of working. Apart from Goals and Objectives that are defined for each agile role holder, the performance management process includes a 360 degree feedback for the employee including client feedback, where applicable and evaluation against standard team metrics. The above new processes will now be applicable for the entire organisation from current year onwards.

A primary outcome of the performance management exercise is succession planning and leadership development. The Talent Review and Planning exercise is conducted at the beginning of the FY and is used to identify short-term, medium-term and long-term successors for critical, senior and executive management roles.

Capability Building through Role Based Assessments and Trainings

Role-based assessments are conducted for key roles (e.g. Program Manager, Delivery Manager, Architects) for new hires and role aspirants. These assessments are based on a group of parameters identified for a role holder to successfully perform in the role. These help the organization, to take data based decisions for role movements and learning and development initiatives. It helps the individuals to prepare Individual development plan/ change roles based on assessment centre output.

We also have TrendNxt covering 60,000 +employees, a skill based learning framework that aims at enhancing employees' technical knowledge year on year. It follows a credit point approach, wherein credits are earned by undertaking technical certifications and attending technical training.

Our Learning & Development (L & D) team comprises Wipro's 'Leadership and People Sciences (LPS)' team and the 'Talent

Transformation (TT)' team. These teams assume primary responsibility for driving training & development initiatives across Wipro. While LPS focuses on leadership development, talent analytics, organization culture & change and team effectiveness, the TT team focuses on building technical and behavioural capabilities. A detailed and comprehensive competency framework and engagement with customers enables both teams to gauge the present inventory of skills and design initiatives to bridge the gap towards future needs.

Our infrastructure supports both traditional and 'new-gen' ways of learning. While dedicated facilities like learning centres, training labs are used for instructor led classroom sessions, enterprise solutions like 24 x7 access to e-Learning modules, Webex, Video Based learning's, simulation based learning, etc. are being widely adopted, providing convenient and flexible learning environment.

Key Highlights

Average training days per employee, we recognize that the metric is becoming increasingly less relevant as in a knowledge based organization, a significant part of the learning takes place outside classrooms through on-job trainings, peer learning, online courses and experiential learning and hence not used.

Our aim is to incorporate more insightful indicators to track our performance for example making our programs scalable, through use of digital platforms for a global audience and ensure maximum participation from our employees. Wipro's online Learning Networks platform allows employees to connect to experts across the organization and seek mentorship. Since its launch in 2013, Learning Networks now has close to 1300 Registered Mentors, close to 10000 registered Mentees.

Another key metric is Utilization - which can get impacted by how quickly we can reskill/upskill our talent in line with the customer /market dynamics and deploy them on billable projects. In FY 15-16, our gross utilization was at 68.8%. In order to ensure we have optimum utilization of our talent, there are initiatives such as Train to Bill, wherein employees whose projects are nearing end or are between projects to be deployed to new projects, are imparted just in time training to suit the needs of the new project. The L & D team works with the business teams to identify the gap in the skills of the employee. Just In Time training is provided to address skill gaps so that the employee can then be deployed in new project opportunities. This initiative aligns training to the business demand and helps in rapidly fulfilling customer requirements.

One key area of focus in FY 15-16 has been to ensure that our employees are trained in Digital and quickly deployed.

- Approximately 15,000 employees trained through an innovative platform called "Future Ready" for building Awareness on Digital Technologies for all customer-facing roles.
- Over 20,000 employees trained on core digital technologies through Digital Foundation Academy.
- Over 4000 employees benefitted from a program called Cutting EDGE program which trained employees on advanced skills for Digital transformation, such as Digital Architecture, Big Data, Analytics and Mobile Apps Development.

For a number of our capability building programs, Yammer has been used extensively for social learning. For example, groups have been created focusing on specific technologies/roles in the organization, where employees can come together to effectively learn from each other. After classroom training, the faculty use this platform to engage with the participants for continued learning. The discussions are analyzed to derive feedback which enables L&D to improve training programs. To generate interest, we launched a competition across the various groups in Yammer on how they could use the social media platform effectively for learning. The groups were measured on the number of discussion threads and responses, as well as the quality of the posts. There was enthusiastic participation and many of the groups demonstrated creative and innovative ways of using social media for learning. Over a period of just 6 months, more than 8,000 employees participated in learning groups, posting 85,000 threads of discussion.

Comprehensive Benefits and Rewards

Wipro's compensation and benefits program takes an integrated approach and provides a range of options for better financial and social security including tax-managing options, insurance & medical packages, assistance in managing financial and personal issues, retrials, etc. Our programs are reviewed intermittently to ensure relevance to today's changing workforce and mirrors the latest industry offerings, based on the region's local regulations / laws and norms. Allowances and benefits are further customized for employees who travel outside their home country for short-term project deputation, to suit immediate financial / settling-in needs.

Standard benefits like leave plans, insurance, retrials (contribution to / provision of retirement plans / superannuation schemes in accordance with local laws & industry practices) and other emoluments are provided to our full-time and fixed-term employees, based on the country of operation and law of land.

Our benefits & rewards programs are customized as per local regulations, expectations & norm and range from assistance in money management, performance & behavioural based rewards, time-off/work-life balance related benefits, medical and insurance options and retrials.

The compensation & benefits programs available in each geography are outlined in detailed policy documents and are available to all employees on the company intranet. In order to familiarize the human resources teams on the compensation philosophy and benefits across geographies and empower them to answer employee queries, an in-house Compensation and Benefits (C & B) certification program is held every year in multiple batches. The program consists of a workshop facilitated by Wipro's C & B experts and is followed by an exit test which leads to the certification. Additionally, organizational / business-unit level sessions are also held to create awareness amongst employees through avenues like HR-facilitated workshops, chat sessions, webinars, teleconferencing and mailers.

The table summarizes the range of benefits offered to our employees. While several of these benefits are available to full-time employees globally, the applicability of individual programs depends upon the country of operation. Expats in select countries like Nigeria, middle-east, Latin America etcetera & or/non-English speaking countries also receive benefits like assistance for children's education, assistance to visit home country etc.

Financial Assistance/Benefits	Rewarding Performance & Behavior	Work-life balance	Medical and Insurance Benefits
Tax-saving/ customizable salary components.	Winner's Circle, our points based rewards platform for top-down and peer-to-peer recognition was revamped. Locally curated catalogue with over 5 million products globally for employees to redeem their points.	Leave options like maternity, paternity, extended maternity, annual leave, sick leave, adoption leave, leave without pay.	Health and Life insurance options provided even where not mandated by law / not provided by local government. Along with employees, option to enroll family members may also be provided.
Availability of detailed statements on earnings, deductions, benefits etc. for better planning & analysis.	Customized business unit rewards & recognition mechanisms.	Sabbatical leave program (unpaid study leave for maximum 2 years).	Disability / income protection / continuity of salary for specified durations when on disability covered under insurance policies.
Interest free loans / salary advance for defined purposes and emergency requirements.	Along with performance, behaviors like collaboration, teamwork, etc. are recognized and rewarded.	Half-day half-pay working arrangements on-review basis.	Group personal accident insurance, survivor benefit program may also be provided.
Forex advance / settling allowances for employees on deputation		Reasonable accommodation policy was extended to all employees in to request work-place / work-time / dress code adjustments.	Option of Top Up insurance Covers at negotiated price.
Retirement Saving Scheme(s) to help employees plan and invest for their retirement			
Wipro Advantage – An online, in-house shopping portal providing employees with special price tie-ups for various products, lifestyle, health & financial categories. The portal has an enrolment of 59,000 employees since inception.			



3.2

Ecological Sustainability

Wipro recognizes the environmental challenges that face humanity today are as critical as are economic imperatives and hence ecological sustainability is an essential part of our approach to responsible corporate citizenship. The concerns of ecological Sustainability have become so central to all our lives that the debate has moved beyond discussing the causes and is focused on finding urgent solutions to the several problems that face us.

Understanding Life Cycle Impacts

Companies best positioned to compete in the future will be those that are able to decouple growth from unsustainable dependency on vulnerable natural resources. And the first step is to measure and understand full life cycle impacts across the value chain and how it can inform our program design and stakeholder engagement. Through the natural capital valuation exercise (covered under the sub section "Lifecycle impacts"), we have attempted to get an overall integrated environmental impact assessment of our operations and upstream suppliers. In addition, we continue to explore additional and specific quantitative and qualitative metrics to evaluate water (see sub section "Responsible Water Framework") and waste management in our campuses. We also aim to baseline and set specific goals to reduce our footprint associated with key Scope 3 categories (like emissions from Business Travel and Commute), Ozone depleting refrigerants, indoor air quality and noise pollution.

Natural Capital Impacts



Natural capital can be defined as the world's stocks of natural resources which make human life possible. Businesses rely on this natural capital to produce goods and deliver services. The overall objective of the project, (done in association with Trucost) is to quantify and value the natural capital impacts of Wipro's IT Services operations and supply chain for the 2015-16 financial year. The valuation looks at our global operational footprint (from energy related emissions, water consumption, air/water pollution, waste generation and management, land use change) and upstream value chain impacts from business travel, employee commute and the embedded natural capital in all goods and services we procure. Operational data, business data and employee commute valuation is derived from on actual data, extrapolated for a few global locations and environmental categories. The natural capital embedded in goods and services is primarily based on valuation methodology that is based on Trucost's econometric Input-Output model which takes into account spend across different sub-categories of procurement.




Summary of Natural Capital Valuation

Category	GHG Emissions	Water	Waste	Water Pollution	Air Pollution	Land Use Change
Operations	36.64 %	39.5 %	12.6 %	45.5 %	16.9 %	14.1 %
Business travel	23.43 %				11.1 %	
Employee commute	16.32 %				17.2 %	
Purchased goods and services (Scope 3)	7.4 %	33.8 %	26.7 %		3.6 %	47.9 %
Fuel and energy related activities(Scope 3)	16.22 %	26.7 %	60.7 %	54.5 %	51.2 %	38 %

Understanding Material Aspects for Stakeholders

The feedback from our stakeholders help us identify material aspects to our business. Given below is an articulation of stakeholder concerns and corresponding material aspects and sections in the report.

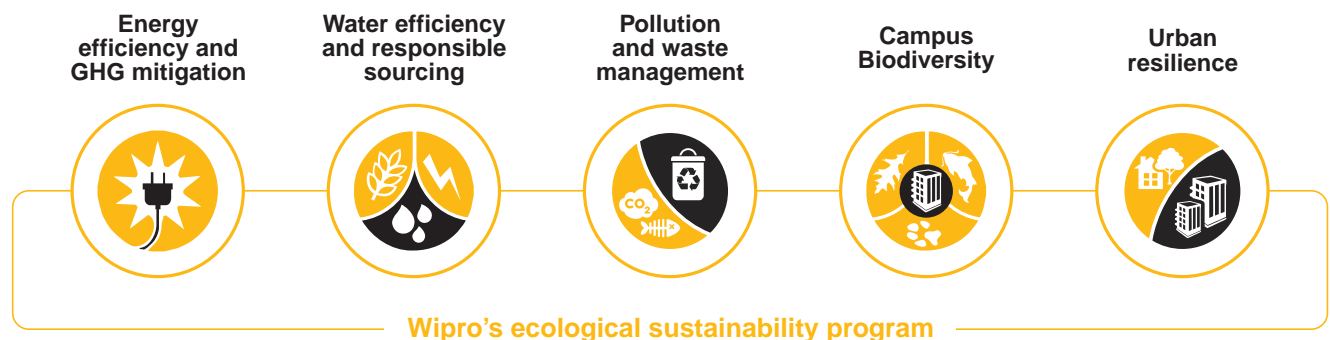
Stakeholders	Emerging Concerns	Material aspects	Sections
 Employees	Water scarcity in the vicinity of our operations is a major concern for our employees. A large section of our employees stay close to offices	Water	Responsible Water Program
	Demand management is required for water sustainability and this requires user (employee) centric behavioral interventions		
	Reducing footprint at point of generation and segregation at source requires user (employee) centric behavioral interventions	Waste	Pollution and Waste Management
	In-campus biodiversity programs are a platform for employee engagement in conservation and citizen science areas	Biodiversity	Campus Biodiversity
 Investors	Investor led sustainability frameworks like Carbon Disclosure Project and the Dow Jones Sustainability Index (DJSI) cover environmental aspects in comprehensive detail. Investors are looking at strong, proactive environmental programs from companies as part of the latter's risk mitigation strategy	Various environment aspects including Energy, Greenhouse Gas emissions, Water Abstraction, Water and Air Pollution, Solid Waste Management and Biodiversity	All the sections

Stakeholders	Emerging Concerns	Material aspects	Sections
 Customers	Customers extend the boundaries of their own responsibility through their supply chain sustainability programs which requires companies to improve their social and environmental footprint.	Various environment aspects but predominantly Energy and GHG Emissions	All the sections
 Supply Chain	Trucost study on natural capital valuation points to the fact that externalities account for nearly 50% of the total environmental impact for Wipro. This is across emissions, water abstraction and pollution, air pollution, land use and waste. Supply chain engagement hence is a core element of operational environmental programs.	Various environment aspects, but predominantly Energy and GHG Emissions, Water Abstraction, Water and Air Pollution, Solid Waste Management	All the sections
 Civil Society Government Future Generations	<p>Energy Conservation Building Code (ECBC), renewable energy procurement and generation are increasingly being covered in regulations.</p> <p>Biodiversity conservation and ecosystem services are primary interest areas with civil society organizations.</p>	<p>Energy</p> <p>Biodiversity</p>	<p>Energy Efficiency & GHG Mitigation</p> <p>Campus Biodiversity</p>

Program Areas

Wipro's ecological sustainability program directly addresses four of the eight mega forces. It is an integral part within many of our key programs, internal and external and across stakeholders.

Our program focuses on the following aspects:



Our journey in ecological sustainability reinforces some foundational principles:

ecological sustainability foundational principles



We continually assess operational risks to the environment and apply the precautionary principle in our approach to get insights and plan our environmental programs.

What follows is a brief description of our policies, systems and programs we follow as part of our ecological sustainability charter.

Scope of Reporting

The environmental reporting covers all our operations globally.

- **India:** 61 locations comprising of 23 owned locations and three data centers representing 80% of our workforce.
- **Overseas:** 139 offices in 48 countries and 7 customer datacenters. A majority of the Wipro overseas offices operate out of leased facilities.

We have energy consumption data available for 53% of the facilities by seat capacity while for the balance 47%, we have used done extrapolations based on assumptions to arrive at best estimates. The uncertainty due to these extrapolations is estimated to be less than 1% (See our CDP 2016 report for more details). We report only energy consumption from purchased electricity for overseas offices as the energy consumption under other heads like heating and cooling is negligible. Since these are multi-tenanted leased spaces, utility data is being tracked at Wipro level for the location.

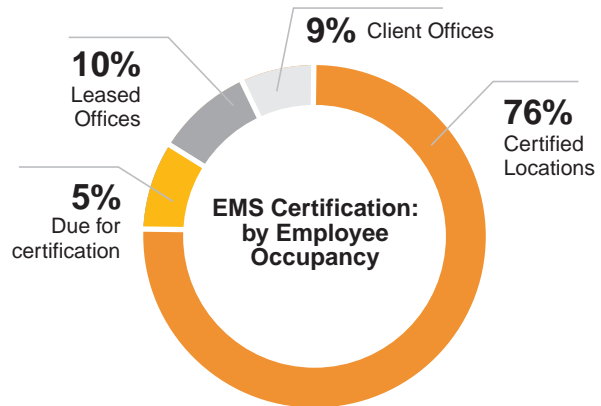
Aspect	India*	Overseas
Energy	Based on actual consumption data	Based on actual consumption for 60% of our overseas locations and remaining estimated based on regional intensity figures
Water	Based on actual consumption data	Estimated based on regional intensity figures
Waste	Based on actual consumption data	Estimated based on regional intensity figures
Commute	Based on actual consumption data	Estimated based on regional intensity figures

*The energy, water and waste reporting for India accounts for 80% of our impact from all operations

Environmental Management Systems

Our programs and management systems are pivoted and derived from our policy on our Ecological Sustainability Commitment, available at http://wipro.org/resource/Ecological_Sustainability_Policy.pdf. We have been following the guidelines of the ISO 14001 framework for more than 15 years now as one of the cornerstones of our Environmental Management System (EMS). Over the years, the ISO14001 system has been embedded into the internal practices and processes and is now being consistently applied across the smaller and/or leased office space operations.

18 of our campus sites in India and two leased sites in Australia are certified to the standards of ISO 14001:2004.



Environmental Expenditures

We shifted to an integrated facility management sourcing (IFMS) arrangement with third party (partners) across our key owned locations. The IFMS outsourcing contracts also include Operations and maintenance of pollution control equipment, hence from this reporting year we are not able to separately delineate these expenses.

In Mn Rs.	2013-14	2014-15	2015-16
Treatment and disposal of waste	2.01	1.36	1.35
Treatment of emissions	3.89	2.90	2.68
Operation & Maintenance of Pollution control equipment	3.62	4.05	4.05
Training and Education	0.05	0.10	0
External certification of management systems	0.17	1.60	1.37
Research and development	0	0	0
Other environmental management costs	4.53	5.40	5.4
Installation of Cleaner Environmental Technologies (e.g Solar Water Heater)	—	—	38.32

The increase in the expenses incurred by Installation of Cleaner Environmental Technologies is because of the new initiatives we adopted in our campuses which includes smart water metering, aerators etcetera. Refer to the section 'Responsible Water Program'.

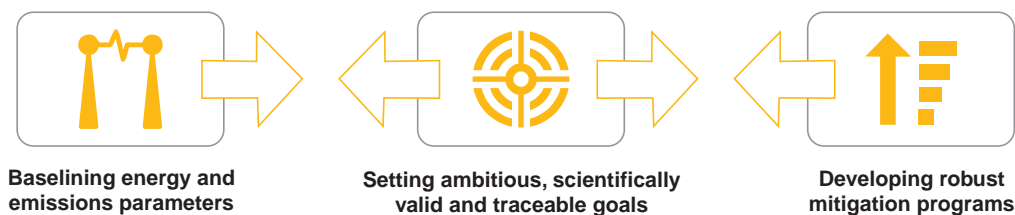
Compliance

Wipro complies with all applicable environmental regulations and in the reporting period, there were no instances of environmental fines imposed or negative consequences due to our operations.

Energy efficiency and GHG mitigation

Approach

Our approach to energy efficiency and GHG mitigation is centered on the following approach.



A robust mechanism of measuring and reporting performance metrics is a primary requirement to set scientifically valid, traceable and accountable goals. We have standardized the process for accounting of Scope 1 and 2 emissions and have also completed the valuation of externalities (all Scope 3 heads).

In our framework of goals which ended in 2015, we aimed to reduce our Scope 1 and Scope 2 people emissions intensity figures by half from the 2010 baseline. This financial year, we undertook a target setting exercise to propose targets running from the current year to 2019-20. Over the last couple of years, different frameworks have evolved for setting GERTs (GHG Emissions Reduction Target). Once such framework is the science based target setting from WRI (World Resource Institute) that tries to align itself with the 2 degree imperative i.e. global emissions by 2050 to be 20% of 1990 levels so as to stay within the threshold of 2 degree rise in average surface temperature.

While we have studied and incorporated the WRI framework to the extent that is relevant, our methodology has also been driven by empirical considerations that are more pertinent to the IT industry sector and to India. We propose our next phase of targets running from the current year to 2019-20; we have suggested targets for 2025 and 2030 also but these will be subject to revision when the next five year target setting exercise is done in 2020.

Our goals comprise five sub-targets, two on GHG and three on energy:

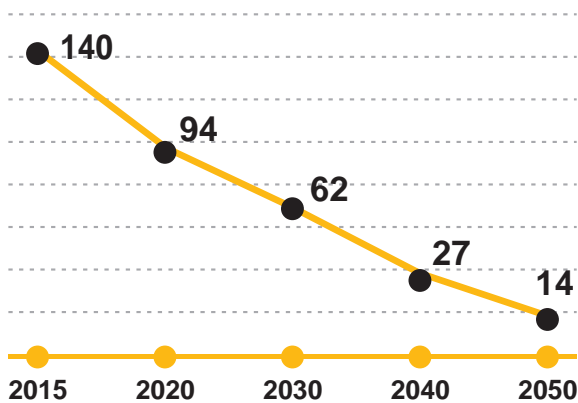
- 1.** Absolute Scope 1+2 GHG emissions - Absolute emissions reduction of around 35000 tons.
- 2.** Scope 1+2 GHG emission intensity on Floor Area (FAR) basis - Cumulative reduction of 33 % in GHG intensity from 140 Kg / Sq. Mt (kpsm) to 94 kpsm of CO₂-eq
- 3.** Absolute Energy Consumption Reduction
- 4.** Energy Intensity in terms of EPI - Cumulative reduction of 11% in EPI over 5 years
- 5.** Renewable Energy - Doubling the present 65 Mn. units to a target of 135 Mn. units in 2019-20

For Energy Efficiency, in line with industry standards, we are shifting from 'Per Employee' based metrics to Floor Area (FAR) based metrics. The accepted standard is EPI or Energy Performance Indicator which is equivalent to Energy Per Unit of Floor Area for a defined number of working hours per day.

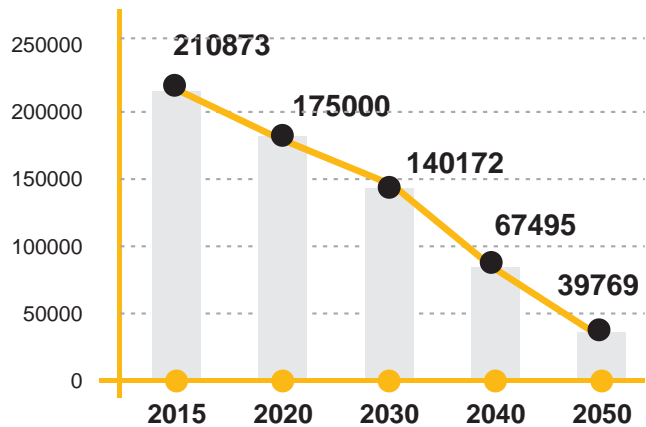
We have deliberately not set a Carbon Neutral goal or an offset program for reducing Scope 1 and 2 emissions due to the externalities involved in most alternatives like embedded carbon and water footprint, land use change and broader ecological and social sustainability issues involved in such programs. For example, mass afforestation of a single species over a large area may help achieve a carbon reduction goal but have a high negative impact on water sustainability, biodiversity and livelihoods.

The full trajectory of Wipro targets till 2050 is given below.

Carbon intensity (Kg CO₂ per Sqm)

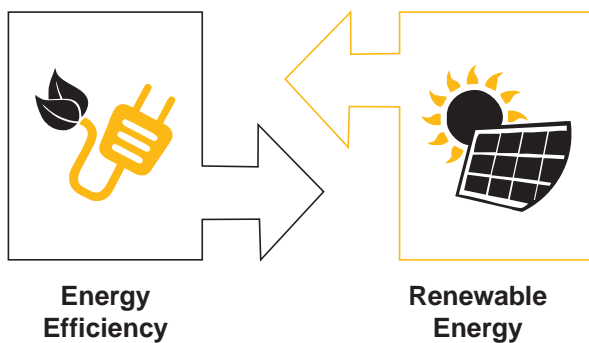


Absolute emissions (Scope 1 and 2, Mt CO₂)

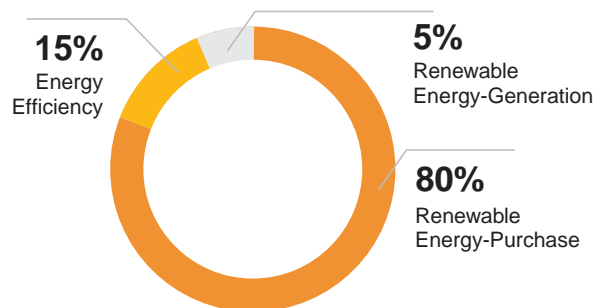


Mitigation Programs

Our GHG mitigation strategy consists of two key elements.



The visual below depicts a graphic representation of this strategy.



of these, strategic RE procurement will contribute the maximum to GHG emission reductions.

Energy Efficiency

Over the preceding five year period, we have implemented a variety of energy efficiency measures

- **Green Buildings:** We were one of the early adopters of Green Building Design with 19 of our current buildings certified to the international LEED standard (Silver, Gold, and Platinum).
- **Server virtualization:** Since 2007, we have been working on a server rationalization and virtualization program, through which we have decommissioned old physical servers and replaced the processing capacity with virtualization technology on fewer numbers of servers. As of March 2016, we have 2088 virtual servers running on 147 physical servers – contributing to an energy savings of approximately 9 Million units annually, an increase of 3% over the previous year. This assumes a saving of 0.75 KW/hour for every physical server avoided. This, we

believe, is a conservative estimate considering that many servers run for 7 days a week and the power rating ranges from 0.75 Kw to 1 Kw (we have considered the lower power rating for the savings estimate calculation).

- **Operational Efficiency Measures:** Over the years, significant focus has been given to reduce the energy consumption of our locations by bringing in various operational efficiency measures in our operation. Examples include switching over to energy efficient lighting across our campuses, automating our utility operations, correcting our design inefficiency through regular audits.

Renewable Energy

- **Strategic procurement:** For the reporting period of 15-16, we procured 75 Mn. units of Renewable energy through the PPAs (Power Purchase agreements) with private producers, which amounted to approximately 23% of our total office space energy consumption. However this fell short of our target of 82 Mn units for the reporting year. The mainstay of accessing RE for open access consumers like us has been through direct power purchase agreement from producers in select states. Each state in India has its own regulatory mechanisms in allowing open access –this is driven by either the distribution company's finances or the infrastructure not being in place to enable large scale evacuation and storage of renewable power. This has led to

a gap in meeting our renewables targets. Our assessment is that it will take a few years before the market matures. In order to avoid double accounting, we have taken adequate steps by including non-tradability of Renewable Energy Certificate (REC) for contracted power through contracts and including verification of generation in the regulators national REC registry.

- **In-situ renewable energy use:** The pilot rooftop Solar PV installations at 3 of our campuses followed by extensive use of solar water heaters in our guest blocks and cafeterias have resulted in equivalent savings of 1.3 Mn units of grid electricity.

Business Travel and Commute:

The IT services outsourcing model require frequent travel to customer location overseas, across the delivery life cycle. Business Travel and Employee Commute together contribute to around 21% of our overall emissions footprint. Policies on usage of different modes of travel based on distance and time taken, need based travel approval and shift towards processes which enable travel planning by employees are some of the cost and process optimization measures implemented over past few years.

Employees have various choices for commuting informed primarily by distance, flexibility, work timings, costs, city infrastructure and connectivity in the case of group or public transport. In addition to company arranged transport (30-37%), more than 45% of employees utilize public transport.

Highlights of Energy and GHG Emissions Related Performance

Absolute Energy Consumption

The total energy consumption, electricity and back-up diesel generated, for office spaces across all global operations in IT is 322 Mn Units (India adds to 299 Mn units). Data centers - India and overseas (USA and Germany) contribute to another 91 Mn units.

Breakup of consumption by source of energy is as follows.

MwH Equivalent	2013-14	2014-15	2015-16
Biogas (m3)	39	45	48
Charcoal (Kg)	244	235	211
LPG (Kg)	7565	7555	7796
Diesel (L) for Elec	42067	40766	43754
Purchased Electricity (Grid)	289817	305591	294050
Purchased Electricity (Renewable)	70934	65681	75980
Solar Heater	1332	1332	1332
Solar PV	281	281	135
TOTAL	412279	421487	423306

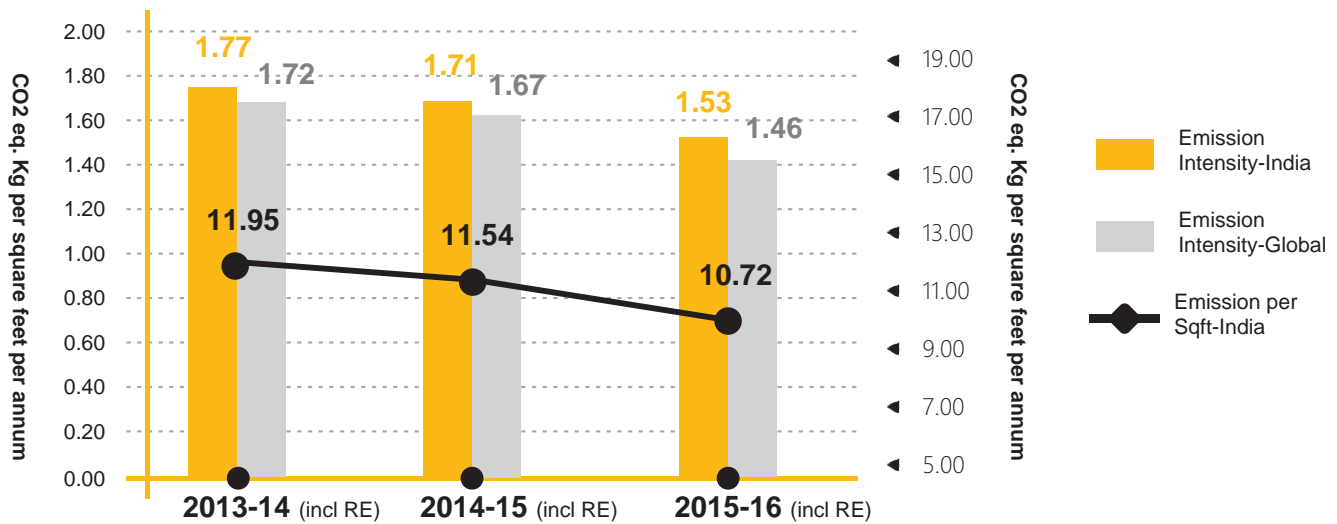
Energy Intensity of Office Spaces

In India, energy consumption per employee showed a 6.7 % decrease over the previous year, from 224 units in 14-15 to 209 units per employee per month in 15-16. At a global level, the comparative figures were 223 units for 14-15 and 230 units for 2015-16 registering a 3.1% increase over the previous year.

Office space energy intensity showed a decrease of 3.7% from 195 to 189 units per sq. meter per annum. This is primarily from energy optimization measures, retrofit of older equipment with more energy efficient equipment and consolidation of operations accompanied by a transition from leased to owned facilities with the resulting increase in overall utilization of office space and better quality of maintenance operations.

The following series of charts illustrate various metrics of our performance on energy and GHG emissions.

Emissions Intensity of Energy Used in Office Spaces

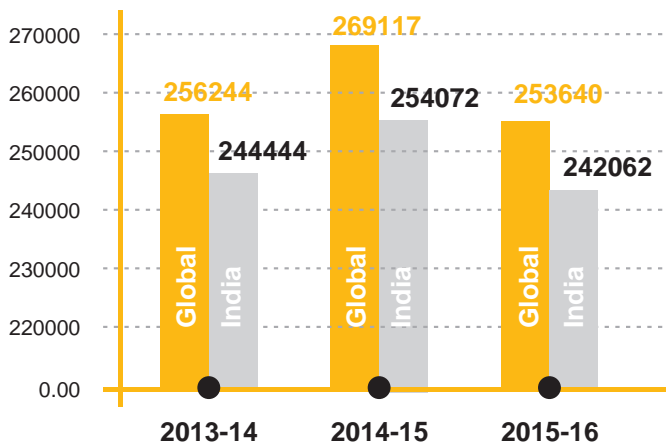
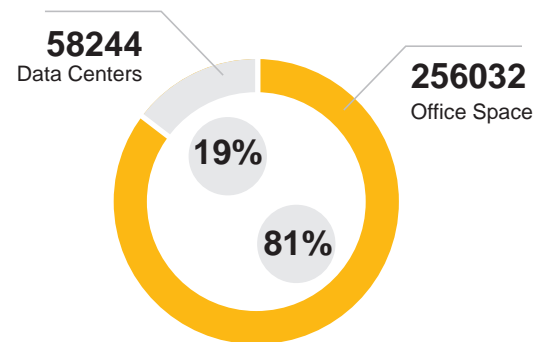


Absolute Emissions Profile

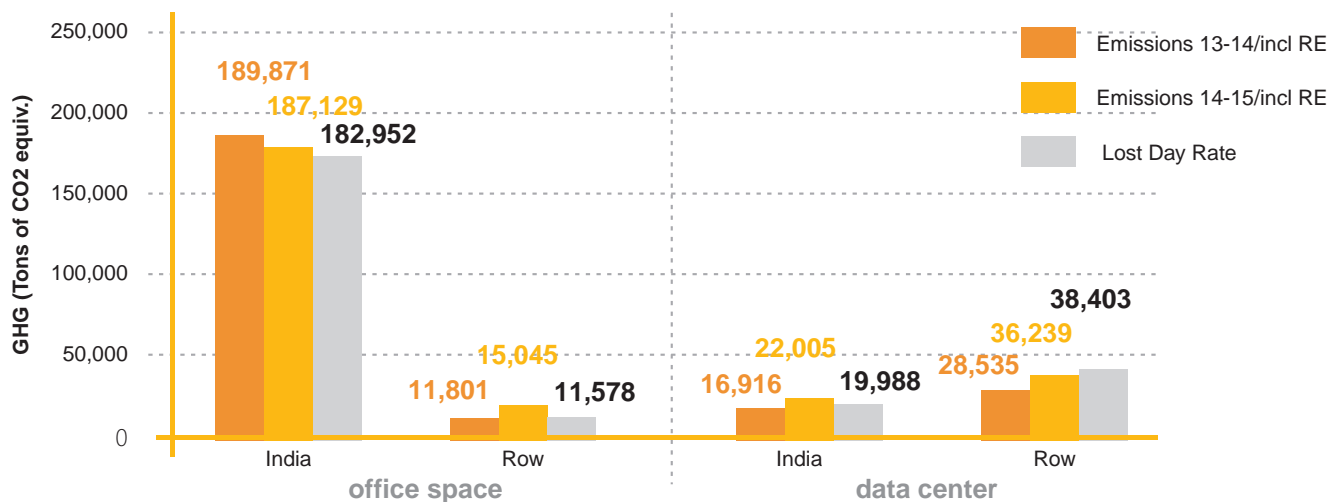
The three year Absolute Emissions Profile (includes comparable scope 3 categories from previous years)

Year (MT CO2e)	2013-14	2014-15	2015-16
Fuel	34,271.00	34,613.00	35,511
Refrigerant	7,228.00	6,726.00	8,845
Direct Transport			
Logistics	1,674.00		
Employee Commute	85,860.00	102,704.00	102,155
Business Travel	108,915.00	141,790.21	176,593
Waste	588.00	579.00	953
Upstream Fuel+Energy emissions		90,987.00	99,479
Purchased goods / services		65,000.00	38,416
Purchased Electricity	274,858.00	281,636.00	281,683
RE Purchase (Offset)	-60,114.00	-53,858.00	-62,304
Net Scope 2	214,744.00	227,778.00	219,379

Scope 1 and 2 emissions

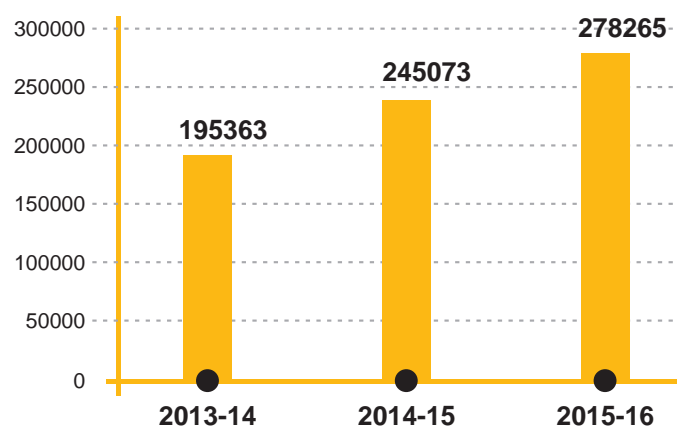
GHG Scope 1 and 2 (Tons of CO₂ eq.)Tons of CO₂ eq, Percentage

Absolute GHG Emissions: Scope 1 and 2, Split by Geo and Office / Data Centers



Emissions split (by office space and Data centers - India and Rest of World)

Scope 3 Emissions

Scope 3 Global
(Tons CO₂ eq.)

A break-up of our Scope 3 categories (other indirect sources) reporting is provided below. Out of the 14 categories of scope 3 reporting as per the new GHG corporate value chain standard, we are presently reporting on six applicable categories.

Sources of Scope 3 emissions	Evaluation status	Metric tonnes CO ₂ E	Emissions calculation methodology
Purchased goods and services	Relevant, calculated	38416	Estimated based on category spend data. Refer to Notes on Calculation Methodology in our online report www.wiprosustainabilityreport/15-16 for explanations.
Capital goods	Relevant		Included under 'Purchased goods and services'
Fuel-and-energy-related activities (not included in Scope 1 or 2)	Relevant, calculated	99479	Well to tank and T&D losses. Refer to Notes on Calculation Methodology in our online report www.wiprosustainabilityreport/15-16 for explanations.
Upstream transportation and distribution	Not relevant		Not applicable for our business, as we operate in the services business.
Waste generated in operations	Relevant, calculated	953	Based on emission factor for nearly 35 categories of waste under broader categories of organic, inorganic, e-waste, hazardous and other mixed wastes. For computing GHG emissions from Waste, we have applied the conversion factors available in the WARM (Waste Reduction Model) tool from U.S. EPA (Environmental Protection Agency)
Business travel	Relevant, calculated	176593	
Employee commuting	Relevant, calculated	102155	
Upstream leased assets	Relevant, calculated	0	Incorporated under Scope 1 and 2 reporting.
Downstream transportation and distribution	Not relevant		
Processing of sold products	Not relevant		
End of life treatment of sold products	Relevant, calculated		Through our e-waste take back program we have collected 140 tons of electronic end of life in 2013-14, which also includes some non-Wipro products sold as part of integrated IT services projects. The emission from the e-waste disposal is estimated at 1.40 tons of CO ₂ equivalent (as per US EPA's WARM tool emission factor). All e-waste is collected and recycled by authorised recyclers.
Downstream leased assets	Not relevant		
Franchises	Not relevant		
Investments	Not relevant		
Total		417496	

A summary of the above GHG mitigation programs, excluding direct commute and travel reduction, is provided below. Measures across Energy efficiency, RE, travel substitution and virtualization have helped in GHG savings of nearly 141302 tons.

Mitigation Programs	Estimated GHG Savings in the reporting period in tons CO ₂
Renewable Energy Procurement	62304
Renewable Energy Generation (inch Solar Water Heating)	1290
Energy Efficiency Measures (Includes virtualization)	17421
Travel Substitution initiatives (Live meeting, Virtual conferencing)	60,287
Total (Tons)	141302

Water Stewardship

Approach

At Wipro, we view water from the three inter-related lens of Conservation, Responsibility and Security; our articulated goals are therefore predicated on these three dimensions.



Water efficiency

Improve water efficiency (fresh water use per employee) of our operations.



Responsible Sourcing

To ensure responsible sourcing and responsible water management in proximate communities, especially in locations that are prone to water scarcity.



Water security

Recognizing water availability as a business risk, to proactively assess and plan for the water security of the organization in a manner that is congruent with other two objectives.

Goals

1.

To improve fresh water use per employee by 5%

2.

Responsible stewardship: To ensure responsible water management in proximate communities, especially in locations that are prone to water scarcity

Water Efficiency

We launched a program in 2013 with the aim of minimizing freshwater consumption by 20% over the following two years through an integrated approach as articulated below:

- Implementing standard metering infrastructure and procedures across campuses.
- Demand side optimization (improving efficiency through flow restrictors across campuses and arresting leakages).
- Improving recycling levels through ultra-filtration with eventual use for non-contact applications other than landscaping and sanitation.
- Integrating rain water harvesting into the consumption side of the campus water cycle.
- Improving water governance by building user awareness and involvement of water plumbers.

New Initiatives



We are working towards making our facilities more and more water –sustainable. This has been achieved with the use of water efficient fixtures, waste water treatment technologies, rain water harvesting and smart metering for monitoring.



Aerators

We have installed Aerators in all our wash basins across the campuses during the last fiscal year 2015-16. Aerators provide a constant flow rate of 0.5 GPM through variable pressure optimizing water use to great extent.



Waterless urinals

We have retrofitted existing urinal system with waterless urinal system by installing key valves in some of the locations. This system doesn't require water for flushing. This in turn has reduced water consumption and energy related to pumping of the system.



Smart water metering

We have installed smart water meters in our campuses to ensure continuous monitoring of water consumption data in real time. These smart meters have enabled us to identify wastage areas so that immediate action can be taken.



Waste water reuse

Entire waste water generated in the campus is treated at our sewage treatment plants. Recycled water is used for landscaping and flushing. We have installed Ultra filtration and Reverse osmosis in three of our major locations and reusing the treated water for cooling systems, this has reduced our fresh water consumption by 40%.



Nano filtration

Conventional water softeners is being replaced by membrane softeners (Nano filtration) which gives good quality softened water. Nano filtration removes nearly all viruses, most of the natural organic matter and a range of salts. Nano filtration removes divalent ions, which make water hard, so it is used to soften hard water.



Rain water Harvesting

Rainwater harvesting and integration into freshwater use is a significant improvement area for water sustainability across our campuses. We plan to integrate rain water use into primary freshwater use cycle across identified large campuses over the next two year period. Presently rain water constitutes 2% of the total fresh water.



Employee Participation

We are encouraging employee to participate and share their view on the sensitive issues like water and waste. We celebrate world water day along with the employees.

Responsible Water Framework

We have attempted to go beyond the standard notions of water efficiency to something that is more holistic and inclusive of non-business stakeholders from civil society, government and academia. This is described in brief below.

The Responsible Water framework, developed in association with one of our partners provides a set of quantitative and qualitative metrics that collectively evaluate aspects of campus design and people density, harvesting of endowed water (rainwater), embodied energy of different sources of water and aspects of knowledge, transparency and governance in campus management. An integrated framework like this helps consider and evaluate water decisions from economic as well as ecological contexts.

Two of the metrics are presented in the table below for four of our campuses.

- **Responsible Siting (RS)** is the freshwater demand that can be potentially met by rainwater. This metric is reflective of the rainfall endowment of the campus, campus design (with respect to harvestable surface water from rooftops) and the current/expected demand profile of the campus.
- **Water Sustainability (WS)** is amount of total demand met by rainfall and treated water.

Location	Responsible Siting (RS)	Water Sustainability (WS)	Comments
SJP-2 Bangalore	0.45	0.26	Low RS due to higher campus density/footprint. RWH implemented for two buildings and integrated with fresh water
PDC-2 Pune	0.62	0.39	RS would drop significantly after planned new development in campus. Scope for increasing rain water harvesting exists. External assessment in progress
HDC Manikonda	0.35	0.45	1/5th of annual freshwater demand can be met by rainwater. Low RS due to lower rainfall in region. Planned
CDC-5 Chennai	1.03	0.30	High potential for rainwater; nearly half of annual fresh water demand can be met by rainwater from rooftops. Civil work challenges due to marsh land/ low water

Responsible Sourcing

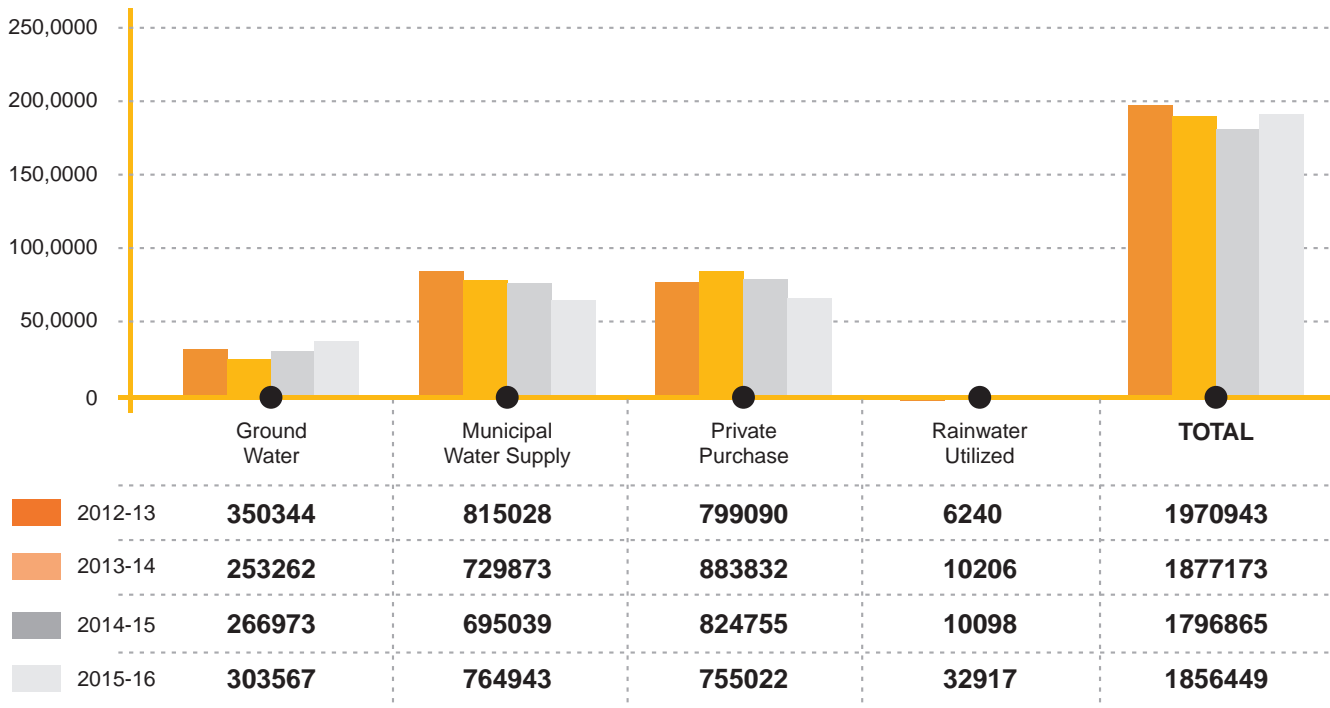
Ground water, municipal water supplies and private purchase contribute to nearly 99% of the total fresh water consumption. The water supplied by the municipal bodies and the industrial association are sourced by them in turn from river or lake systems. Water that is purchased from private sources can be traced to have been extracted from local aquifers.

We take care not to withdraw water from water bodies that are recognized to be particularly sensitive due to their relative size, function, or status as a support source for endangered species. None of our operations impact any nationally or internationally designated water conservation areas.

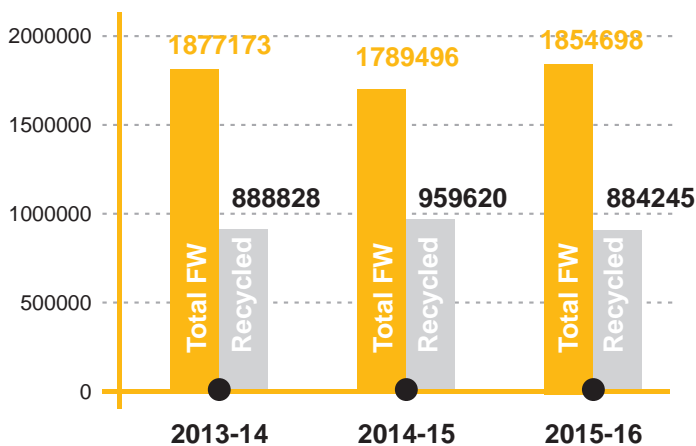
34 of our 59 locations in India are leased and located in prime city areas. For these locations, waste water is discharged to CSTP's (Common Sewage Treatment plants) and to the municipal sewerage systems. We take care not to discharge waste water into any subsurface waters, surface waters or sewers that lead directly to rivers, oceans, lakes, wetlands, and ground water. The treated water from our sewage treatment plants are tested and are in conformance with the parameters specified by the respective local pollution control boards.

Performance

Water Withdrawal by Source (Kiloliters)



Water Consumed Vs Water Recycled (Kiloliters)



The per employee water consumption for the reporting year is 1.295 m³ per month, a 4.78 % reduction when compared with 1.36 m³ in year 2014 -15. The reduction in freshwater consumption has been primarily through better water accounting, demand side optimization and increasing water governance through involvement of facility teams. We recycle 959956 m³ of water in 26 of our major locations, using Sewage Treatment Plants (STPs). Recycled water as a percentage of freshwater extracted and total water requirement are around 52% and 32% respectively.

Way Forward

One of our focus areas will be to monitor, measure, manage and reduce water wastages. Re-evaluation of the water flow equation for every location, with broad inclusion of diverse treatment procedures will be deployed. We will use the logic of comparison between the total water that flows in and that flows out of the campus and account for the gaps observed. We will continue to expand the uses of treated water by further increasing the scale of UF- RO treatment for usage in non-contact purpose.

Pollution and Waste Management

Pollution of the air and water poses one of the most serious threats to community health and welfare and industry – which is one of the principal sources of pollution – holds special responsibility for effective mitigation and abatement.

Approach

Our approach to waste and pollution management extends beyond the organizational boundaries to what happens downstream all the way to the landfill. Our waste management strategies are centered around either i) recycling the waste for further use or ii) arranging for safe disposal.

To operationalize our strategy, we follow the following processes.

- Segregation of waste into organic, inorganic-waste, hazardous, packaging, bio medical and other categories.
- Recycling segregated waste either in-house or through outsourced vendor arrangements.
 - o 90% of the total waste from our IT India operations is recycled -through both, in-house recycling units and through authorized vendor tie-ups.
 - o A majority of the balance mixed solid waste is also handled through authorized vendors - however its trail is not entirely known to us or verifiable and therefore, we have adopted a conservative approach of classifying it as untreated waste.
 - o Segregation is to be done at source (point of generation) with the intent of ensuring recyclability of segregated waste. Further segregation of Municipal Solid Waste within the campus may not be attempted as the segregated waste will be soiled and is not (or cannot be) segregated. This may ultimately be disposed in landfills – as the vendors will see no value recoverable from waste.
 - o Enable better segregation in work areas by removing individual single bins and ensuring segregated waste is put in separate bins.
 - o Location Hospitality team will work with Cafeteria and tuck-shop vendors to ensure use of reusable cutlery and to report all waste, total generated in the campus and its disposal. Mandating suppliers/vendors to take back waste generated inside the campus without a view on its traceability (handling and final destination) does not absolve us of our responsibility.
 - o Vendor awareness on waste to be centered on product design, packaging etc.
- Comprehensive and independent waste assessment audits across our locations for electronic waste and solid waste streams.
 - o The comprehensive external waste assessment we conducted across our locations for electronic waste and solid waste streams pointed to areas of improvement in governance and traceability of waste streams across the recycler ecosystem. We would work with our partners and vendors in driving better practices and behaviors keeping in mind both human and ecological impacts of any changes.

Goals

Waste Management



The below goals have been set on the basis of an extensive independent audit done during 2012-13. While our earlier goal centered on only the aggregate level of recycling, the recalibrated goals seek to be more granular and are set at a category level. This will require close working of

- 100% of organic waste to be handled in-house at owned locations
- 100% of paper, cardboard, hazardous and e-waste, mixed metals/scrap and plastics to be recycled/ handled as per approved methods
- Reduce Mixed solid waste intensity to half by 2017 (3 year target) as compared to 13-14
- Reduce landfill intensity to half by 2017 (3 year target) as compared to 13-14
- Reduction of construction and demolition debris

Air pollution



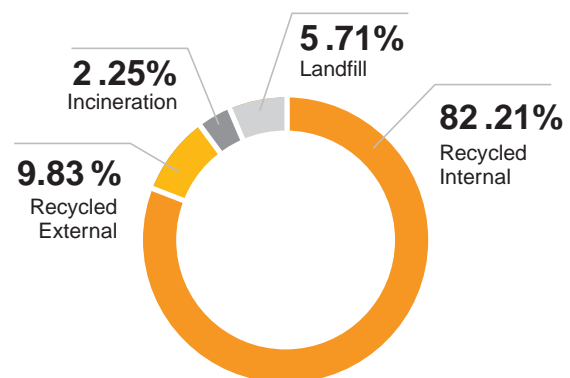
Air pollution is closely linked to energy reduction goals, especially from Scope 1 sources (Generated power through DG sets).

Performance against Goals































Waste Management

The series of figures below provide detailed statistics on the multiple categories of waste generation, recycling and disposal pertaining to our operations. Other waste includes broken furniture, tiles, and worn/torn carpets – which is largely recycled.

- Organic Waste Converters (OWC)'s commissioned in all owned locations
- 90% of organic waste is being handled in-house
- Bio-gas currently operational in 3 locations and being evaluated for 3 other locations
- 100% of waste is handled as per approved methods
- Internal audits are done as part of EHS
- Modified Operational Control Procedures (OCP) and e-waste recycler requirements being rolled out in FY2017 Q1
- 116 tons of construction and demolition waste across locations is now segregated and sent to municipal authorized landfills. Alternative options being explored



92.4% of the total waste from our IT India operations is recycled -through both, in-house recycling units and through authorized vendor tie-ups. Details of different categories of solid waste disposal (All figures in metric, unless mentioned specifically)

Waste Disposed in Tons				Handling methods		
Category	2013-14	2014-15	2015-16	Disposed Directly	Provided by contractor	Organizational Defaults
Garden Waste	475	630	645	 RECYCLED 100%		
Food Scraps	574	905	1152	 RECYCLED 100%		
Dimensional Wood/ Lumber	34	83	32	 RECYCLED 100%		
STP Sludge	1284	1309	3666		 RECYCLED 100%	
Organic Waste (Total)	2368	2928	5496			
Magazines	5	5	0		 RECYCLED 100%	
Newspaper	10	9	8		 RECYCLED 100%	
Office Stationary	11	2	1		 RECYCLED 100%	
Paper	98	160	108		 RECYCLED 100%	
Tissue Paper	86	184	236		 INCENERATION 3%	 LANDFILLED 97%
Inorganic Waste (Total)	211	361	353			
Cardboard	101	124	113		 RECYCLED 100%	
Styrofoam	2	1	2		 INCENERATION 3%	 LANDFILLED 97%
Thermacol	16	6	4		 INCENERATION 3%	 LANDFILLED 97%
Packaging Waste (Total)	119	131	120			
Bio Medical Waste	192 kgs	401 kgs	228 kgs		 INCENERATION 50%	 LANDFILLED 50%
Electronic Items	247	320	22		 RECYCLED 100%	
Tube lights & CFL's	6	11	10		 RECYCLED 100%	
Used Oil	48	54	29		 RECYCLED 100%	
Batteries	189	52	75		 RECYCLED 100%	
Oil soaked cotton waste	1	432	5		 INCENERATION 100%	
DG Filters	2	2	10		 INCENERATION 100%	
Ink Cartridges	664 kgs	4	4		 RECYCLED 100%	
Hazardous, Biomedical E-waste (Total)	493	429	184			
Mixed Metals	125	124	50		 RECYCLED 100%	
Mixed Mis. Solid Waste	263	308	296		 RECYCLED 60%	 LANDFILLED 40%
Mixed Plastics	39	36	51		 RECYCLED 100%	
Other Scrap	121	87	154		 RECYCLED 60%	 LANDFILLED 40%
Other Waste (Total)	549	588	551			
Total Waste	3739	4436	6704			

We noticed an increase in sludge from 1309 to 3666 which is largely due to a technical issue with equipment at one of our site. Major renovations across the campuses contributed to the increase in construction debris which constitute a major part of other scrap.



Electronic Waste

During FY 15-16, the total end of life E-waste collected and recycled through authorized vendors was 320 tons. We ramped down our hardware manufacturing business and closed operations in March 2014. While we continue to still offer product take back service for our B2B customers, we foresee a continued drop in the quantum of EOL from consumers over the next 3-4 years.

We have started working on the recommendation of e-waste audits conducted earlier for better management of electronic waste. Based on the recommendations, e-waste recycler guidelines and operating procedures have been revised as per the new e-waste guidelines from the government. These now include comprehensive records verification for better material traceability. All recyclers go through an empanelment procedure.

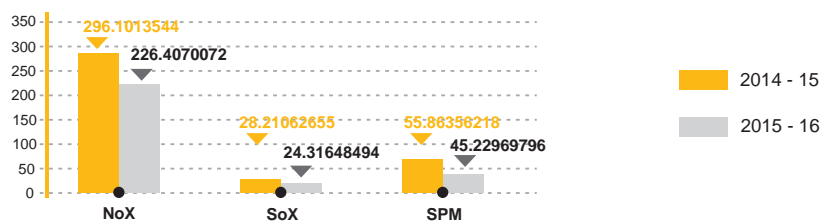
Oil spills

There were no incidents of significant spills of oil or chemicals during inbound transportation in the reporting period.

Air emissions

We ensure adequate maintenance of our DG sets present in 47 of our locations, this helps in minimizing the emissions of air pollutants like oxides of Nitrogen (NOx), oxides of Sulphur (Sox) and particulate matter. A scheduled PPM (Planned Preventive Maintenance) is in place for carrying the maintenance of the DG sets to check the efficiency of the DG sets. Monthly stack monitoring is also carried out to check NOx, SOx and SPM levels to ensure the emissions are within the regulatory norms.

The average of stack emissions of 100 DG's at 18 of our larger locations is as follows.



The age of DG's is a significant factor which can impact emissions. We also have hired DG's at some locations running for extended periods of time, in some cases for 24X7, due to insufficient supply of grid power. This leads to reduction in efficiency of combustion over extended period of time.

Indoor Air pollutants

Indoor air quality is seen to have a correlation with health of employees and can be a cause of some respiratory ailments. We regularly monitor presence of Indoor air pollutants like VOC (Volatile organic compounds), POP (Persistent organic pollutants) and other hazardous air pollutants. The data across few campuses in March 2014 shows negligible detection of such pollutants. In the next year, we plan to set up comprehensive mechanisms to monitor and audit indoor air quality and report aggregate values of the same across campuses.

Controlled emissions of ozone depleting substances (ODS)

The quantity of refrigerants, including R-22 in 2015-16 was 5.4 metric tons for 34 locations. Out of that, R-22, a ODS substance under Montreal Protocol amounts to 2 tons.

Campus Biodiversity

IT Services is predominantly an urban-centric sector and the impacts on biodiversity are rarely direct and not of the same order or scale as in biodiversity zones in the hinterland e.g. the Western Ghats reserve. Therefore, our approach since inception more than five years back has been to turn our focus inward on our own campuses, many of which have reasonably large non-built up spaces. Our goals are twofold: (i) to convert five of our existing campuses to biodiversity zones and (ii) to design all our new campuses on biodiversity principles.

Existing campus retrofits

We have initiated two programs in the last three years to convert existing campuses to biodiversity zones

- (i) our Electronic City campus in Bangalore
- (ii) our campus in Pune.



Electronic City campus biodiversity project

The first stage of our campus biodiversity project - the butterfly park – was completed in March 2013. The park is witness to hundreds of migratory butterflies who stop over in the park for nearly a month in their 400 Km pre monsoon annual migration from western to the Eastern Ghats in India. The second phase of the project, a ~3 acre Wetland park, is currently underway and expected to be completed in mid-2016.



Pune campus biodiversity project

We have started work on biodiversity retrofit projects at our two campuses in Pune with a baseline assessment of flora and fauna biodiversity. This project envisages thematic gardens – aesthetic and palm garden, spring garden, Ficus garden, spice and fruit garden – through plantations of native spaces specific to the local geography. For one the Pune campuses, the total number of native species has nearly trebled from 49 to 167 in the first year.

The Electronics City biodiversity project was featured as case study in a CII publication released at Conference of Parties at Korea. Wipro is one of the five member companies in India of “Leaders for Nature (LFN)”, a joint initiative of IUCN, Confederation of Indian Industries (CII), Hivos, & Wildlife Trust of India (WTI).

In all these programs we work closely with expert partners in biodiversity, conservation, ecological design and communications. Building employee connect through expert talks, workshops and field visits to community research centers in forests, is a critical aspect of the program. As part of this larger advocacy, we arranged for industry workshops that were facilitated by International Union of Conservation Network (IUCN) at Kolkata and Bangalore on Wetlands and Urban Biodiversity.

Urban Resilience

The growth of Indian cities has been widely studied and analyzed. Driven by industry led growth and the structural shifts in village based economy of agriculture and animal husbandry, we are seeing a significant shift in population towards urban centers. According to a study by McKinsey and Co, there will be 69 metropolitan cities by 2025, each with a population of one million or more, which collectively will be home to 78 percent of India's urban population. Gandhi had written then that India is to be found in its 7 million villages and not cities. It may not be too presumptuous to say now that the future of India lies in how well it manages its cities.

Cities are seen as magnetic hubs of modern social development that attract enterprise through access to skills and markets, engender social diversity through cosmopolitanism and trigger technology led innovation and improvisations. However unprecedented growth, lack of foresight, political will and rent seeking across the spectrum have exposed the weak foundations of many urban cities. Water, solid waste, mobility, maintenance of commons like lakes/water bodies, ground water, parks and playground, public health, inequality (slums comprise a fifth of the total population in Indian cities) get inadequate attention from policy makers and public executive bodies.

A resilient city would seek to engage on important urban aspects with all its key stakeholders. Wipro through its community programs is working closely with industry, government and communities in creating platforms that enable working on some fundamental and sticky issues.

Themes of Engagement



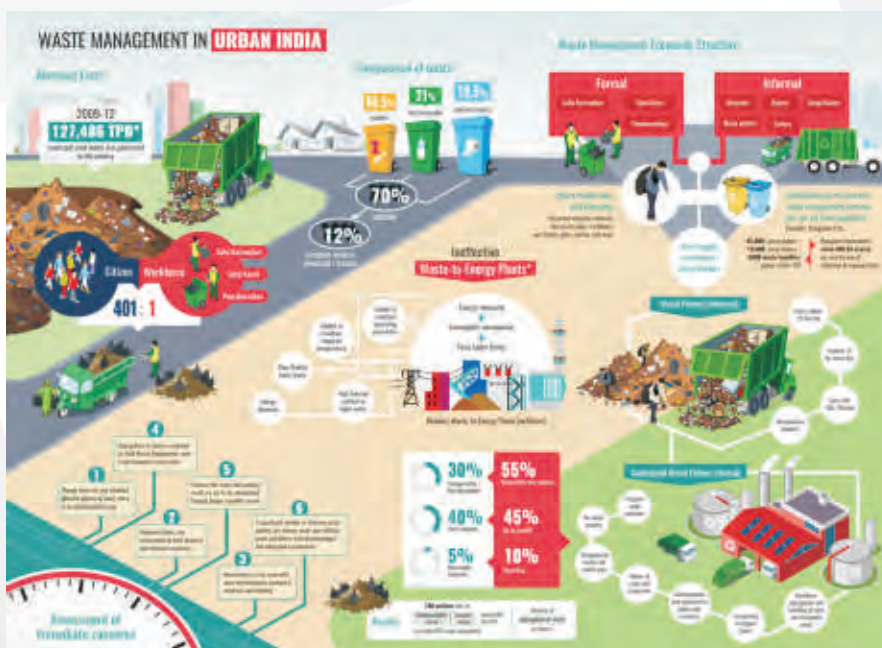
Water

- **Participative ground water project:** To develop understanding of ground water and how it can inform community led management
- **KSWN – Karnataka state water network:** In association with CII, a platform to bring together different stakeholders to work on urban water issues. Since its inception in 2014, it has facilitated interventions and exchange of ideas between five water sustainability zones/areas in the city.



Mobility

- Working with urban public transport body in Bangalore for better adoption of public transport by employees.
- Enabling employee groups on cycling and car pooling



Waste

- Access to social security and benefits for city's informal waste pickers
- Facilitated sessions on waste segregation and composting for employees and their families
- Working on an e-waste program for the Electronics City Industrial Township Authority (ELCITA) cluster

Participative Ground Water Management (PGWM)

Ground water is a primary source of water in Bengaluru, especially for peripheral areas of the city which are not connected to the city municipal supply (BWSSB). Around 40% of total water requirement of the city is met through ground water, which is largely unregulated. It is a scarce resource and many areas including the South east areas (Electronics City- Sarjapur-Bellandur-Whitefield corridor) are severely stressed. There is a high reliance on private supply (tanker) of water, the source of which is again mostly ground water. Ground water being a shared common pool resource, the governance choices are complex – from unregulated to centralized responses to community centered management. Data plays a crucial role in assessing groundwater resource and then in planning towards managing the resource. However, groundwater resources continue to be a 'blind spot' in urban planning on one side and 'Groundwater Management' on the other.






Through the three year Participative Ground Water Management (PGWM) Project, we aim to pilot a community centered participatory approach to management of ground water. The watershed area selected for this program, is part of the Yamalur watershed, and extends for approximately 34 square kilometers around Wipro's corporate office. A central idea of the program is to build advocacy with government organizations and city authorities through community centered engagement.

The broad outputs of the program in the first phase (18 month, till Dec 2015) were as follows:

- Conversations/engagements with diverse stakeholders - residents, government bodies, and academia - through events, conducted tours
- Preliminary understanding of certain characteristics of aquifer: possible water level zones, relationships with land use and surface water (lakes)
- Documentation of best practices, potential uses of treated water, treatment solutions and understanding of change enablers and levers. This has been done based on quality and quantitative studies of around 16 water bodies (lakes), continuing monitoring of around 30+ bore-wells, open wells, land use, geology of the region and case studies and responses at a reasonably granular level.

The two websites <http://aquifer.mapservices.in/> and <http://urbanlakes.org> contain detailed information from the first year work.

The next phase of the program, from Jan 2016, focuses on community engagement through communication and action research projects. It will broadly comprise of two tracks - hydrogeology science track and the social track. Both of them reinforce and inform each other.

Facilitate implementation of identified projects in the community - on use of treated water for lake, ground water recharge and creation of wetland for a lake	 Social
Creation of water literacy material and on-ground community events (public spaces, schools, conducted tours)	 Social
Interventions with schools, disadvantaged communities, CREDAI (builder forum) and government	 Social
On-ground community events (public spaces, schools, conducted tours)	 Social
Complete hydrogeological study for identified clusters, lake systems and overall aquifer characteristics	 Hydrogeology

This program is being anchored by BIOME Environmental Solutions based in Bengaluru with hydrogeology expertise from ACWADAM (Pune) and mapping-IT solutions from Mapunity (Bengaluru).

Urban Waste Management and Welfare of Waste Pickers

Bangalore with a population of 95 lakh and spread over 800 sq. kilometers produces between 4000-6000 tons of waste per day. The responsibility for the proper handling, collection, transportation and disposal of waste in the city lies with the Bruhat Bengaluru Mahanagara Palike (BBMP). The predominant method of disposal is dumping in open landfills, which has tremendously detrimental impacts on the quality of air, water and soil. The BBMP has a sanctioned staff of 12,000 for waste management in the city, but only 7000 are on the rolls. The citizen to staff ratio is a paltry 401:1. (The Times of India May 2012). The present formal system of waste collection is thoroughly inadequate with many areas left uncovered, resulting in garbage piling up on street corners.

The informal economy workers have long compensated for inadequate waste management systems in the city by collecting discarded materials that have zero value and convert it into a tradable goods through their labor in extraction, collection, sorting, grading and transporting. These informal economy waste workers (numbering 15000- 20000) are also among the most vulnerable populations in the city. According to one CHF survey a significant number of waste pickers are women who belong to socially marginalized populations, including backward castes (conducted by Global Communities (formerly CHF International) and MSSS (Mythri Sarva Seva Samithi) in 2010). The survey found a significant number of young (18 to 40 years), illiterate and economically & socially disadvantaged people engaged in waste picking in the city. In addition to traditional waste pickers, a significant proportion of the migrant population in the city is working with waste. The waste pickers' access to water, sanitation and housing facilities in the city still remains inadequate with the situation being worse among migrant waste pickers living in temporary accommodation and lacking basic identity cards, no services to collect waste etc. The working conditions of waste pickers are also deplorable. Safety gear is not a priority for formal economy waste workers and in the informal economy; it is not even a possibility. Armed only with old shoes and

clothes picked out from waste heaps and a stick to sort through trash, the working conditions of informal waste pickers leaves a lot to be desired.

The Hasirudala project aims to organize waste workers, i.e. waste-pickers in Bangalore to enhance and upgrade their skills for innovation in waste management services leading to their increase in income by 10-40%, their formal inclusion in the waste management market approved by Bruhat Bangalore Mahanagar Palike (BBMP) and increased access to social, nutrition and environmental security measures provided by state and other institutions.

Hasiru Dala's significant achievement in its first year of inception has been to be able to integrate informal waste workers in operating 27 Dry Waste Cleaning Centers (DWCC). The city administration directly signed a memorandum of understanding with the waste pickers to operate dry waste collection centers known as Kartavya because of organization's consistent advocacy with the municipal body. The given space has the potential to be transformed into a cooperative fair trade scrap store and a place where public citizens, officers of the BBMP and waste pickers can interact and share ideas.

The following are some of the outcomes of this project during FY 2015-16.



The analyzed data of the members of Hasiru Dala shows that waste pickers were able to divert 8610 tons of low and high value dry waste, and 3713 tons of organic waste from landfill site for recycling.

Hasiru Dala provided composting services to bulk generators, city owned Organic Waste Collectors (OWC) and housing wards and serviced over 19000 households in the bulk generator residential segment.

Also provided managerial assistance to DWCCs run by waste pickers / scrap dealers and operated 5 Bio gas units till November, 2015



3.3

Customer Stewardship

Information and communication technologies now play a central role in driving efficiency and productivity improvements through dematerialization and automation for most businesses. This trend is being further strengthened with the continuing influence and adoption of new disruptive technologies like Big Data, Analytics, Internet of Things and Mobility. The trend of disintermediation is changing the way customer and business interactions takes place. Disintermediation gives consumers direct access to information that otherwise would require a mediator. As a result, new business models are being created and e-commerce is gaining wide acceptance. Unique opportunities for product innovation made possible by IT is resulting in democratization of ICT making technology more accessible and affordable to customers. All these trends contribute to IT becoming ubiquitous in everyday life addressing different needs of end users.

However, technology is not without its associated risks and challenges. The pervasive nature of technology also raises concerns related to data mismanagement, increase in surveillance, loss of privacy, and possible abuse. WEF Global Risks Report 2016 lists large-scale cyber-attacks and major data fraud/theft among the top 10 in terms of likelihood. Customer stewardship hinges on meeting customer expectations by being responsive to the emerging trends and offering portfolio of products and services which integrate resource efficiency, dematerialization, organizational transparency, connectedness and collaboration. Engaging with customers is critical to meet customer expectations and it is the foundation on which stewardship rests.

Understanding Material Aspects for Customers

The Annual risk assessment exercise conducted by Enterprise Risk Management Function has identified Cyber security, Data Privacy, Information Security & related Business Continuity and Service Delivery as major areas of risk management. For more details, refer to Organization Profile or Financial Stewardship sections of this report. [<Link>](#)

Our internal materiality assessment and stakeholder feedback have identified customer privacy, data security, customer satisfaction, innovation and open source as material issues to our business. This is further reinforced by feedback from our customers which clearly indicates Customer Privacy, Data Security, Customer Satisfaction, Innovation and Open Source as the most material issues to their business.

Identified Material Aspects

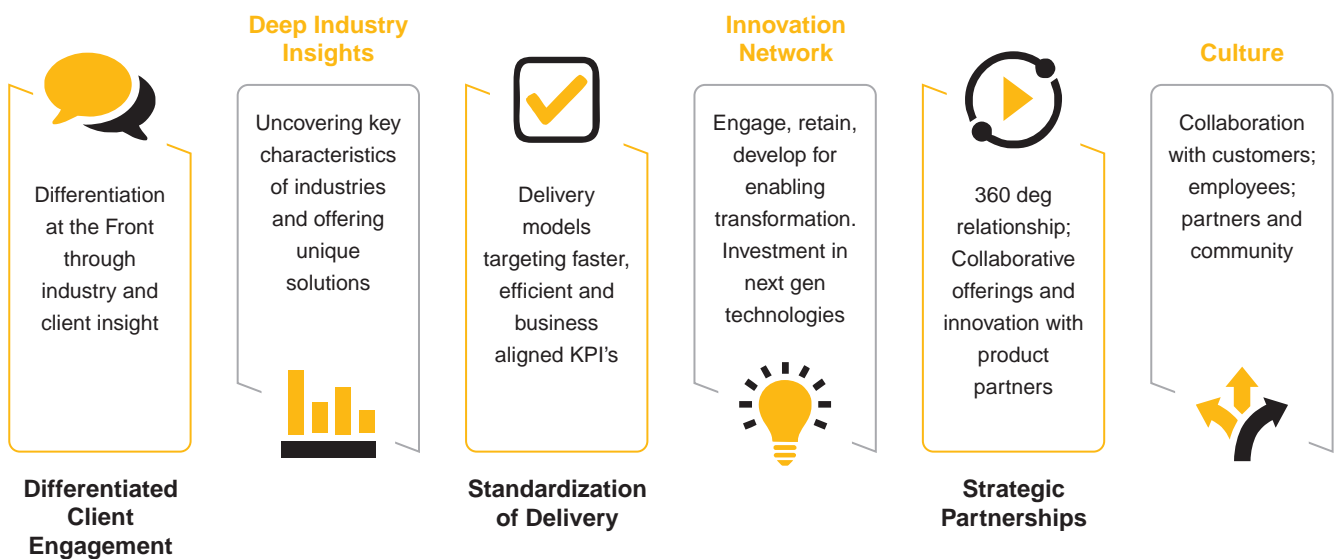
Our report-map on these dimensions is shown below.

GRI Aspects / Topics	Section
Customer Satisfaction	Customer Engagement <Link>
Customer Privacy	Data Privacy and IT Security <Link>
Innovation	Next Gen Technologies <Link>
Open Source	Next Gen Technologies <Link>

Strategic Approach and Policy

The Wipro Strategy is based on our vision of delivering maximum value to our customer businesses based on a solid relationship of trust, collaboration and competence. This we ensure by providing solutions that integrate deep industry insights, leading technologies and best in class delivery processes.

Collaborating with customers to 'Do Business Better'



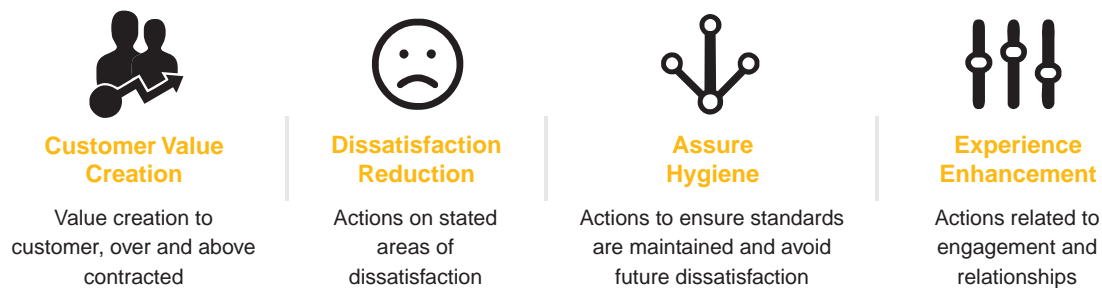
'Delivering on commitments' and 'Making customers successful' as stated in 'Spirit of Wipro' is the bedrock principle of our approach towards customer stewardship.

Customer Engagement

According to a research conducted by Harvard Business School, a 5% increase in customer retention can result in a profit increase of up to 75%, depending on the industry. The key to retaining customers is building strong relationships with them which is a sustained, ongoing and long term process. But such efforts are justified by the lifetime value (LTV) of the retained customer. Customer retention is eventually more cost effective as it requires comparatively less service, at the same time providing more business. It is also revenue enhancing as a satisfied customer may contribute to new customer acquisition through positive referrals.

Approach of Customer Centricity

Our unique Customer Centricity framework is used in all key accounts to drive appropriate actions that continually help customer satisfaction. The key objectives of our framework are detailed below.



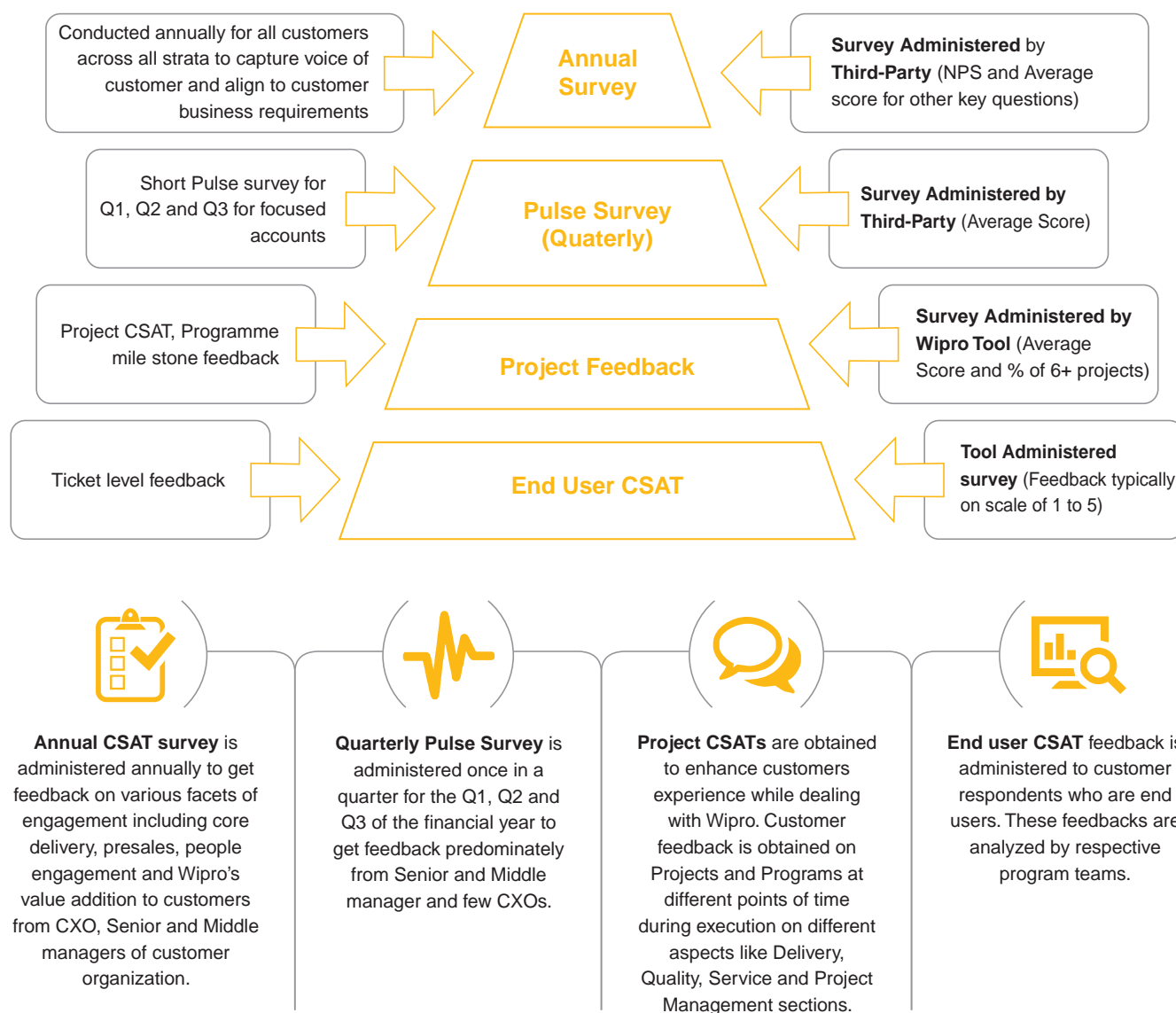
We implement this framework by way of two channels.



Voice of Customer

The Voice of the Customer is heard at various levels i.e., at project level, program level, account level and through direct feedback, informal meetings, governance meetings and senior management interaction with the client. The processes include Program CSAT, program CSAT, Quarterly pulse surveys and the Annual CSAT conducted through third party surveys. These are conducted formally and at appropriate intervals to capture customer feedback on Wipro. The Strategic Marketing Group conducts surveys on brand perception where they also understand customer's expectations of Wipro and Wipro's position relative to its competitors. Regular visits by senior leaders to customers are another key source of information. We also conduct webinars with our alliance partners to capture the customer voice.

Customer Satisfaction Surveys (CSAT)



The Customer Connect Process

Wipro communicates and connects with its customers through a matrix framework. Every key account has a dedicated Client Partner to own and manage the relationship. The Client Partner profiles the account and proposes/ offers solutions that are strategically relevant to customers. An execution process document and system maintenance technical document for each engagement ensures that all customer needs are documented and agreed between the two parties.

Business Unit heads interact and engage with customers via monthly governance meetings, quarterly business review meetings, and client-visits every quarter. Service Line heads visit and attend all the important meetings. In addition, the CEO visits key accounts regularly. Executive sponsors are assigned for all mega accounts to maintain and build the relationship.

The Wipro Leaders survey is an annual 360 degree feedback mechanism. In this 'Customer Centricity' is a key leadership attribute

on which a leader is given feedback by his peers, managers and reportees. This feedback is both quantitative and qualitative and is analyzed and shared with employees. This is integrated with the performance appraisal process to ensure that right actions are put in place to improve customer satisfaction.

The Customer Satisfaction (C-SAT) Action Planning framework

CSAT is an important business objective and it is linked to employee performance linked payouts on a quarterly basis. We follow the following framework to seek, understand and analyze customer feedback. The customer feedback obtained through the surveys is analyzed and improvement opportunities are identified. Once actions are identified, the value creation actions (CVI) and Dissatisfaction Reduction Actions are communicated to the customer. Frequent updates on progress, through quarterly business reviews and other appropriate forums are provided to build customer confidence in the process, and ensure that the actions taken truly have a positive impact on customer satisfaction. Senior leaders review feedback reports at regular intervals in different forums such as Quality Improvement Councils and Management Review Meetings.

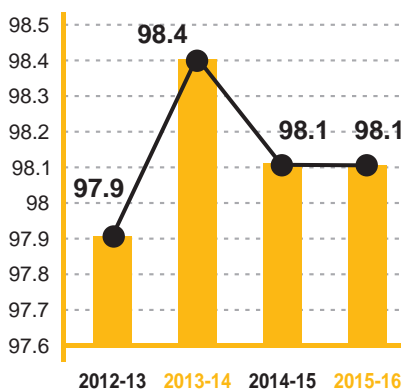
Governance of Customer Relationship Management

The Customer Advocacy Group (CAG) in Wipro is part of the Quality organization and drives customer satisfaction improvement initiatives for the organization. This group is responsible for enabling and tracking the early warning system and for addressing alerts before they can potentially become serious customer issues. The team is also responsible for driving effective closures of customer escalations.

Key Metric 1

Revenue Generated from Existing Customers

Revenue generated from existing customers / retained accounts is a good indicator of customer satisfaction and retention. Data for the last four reporting periods is given below.



Key Metric 2

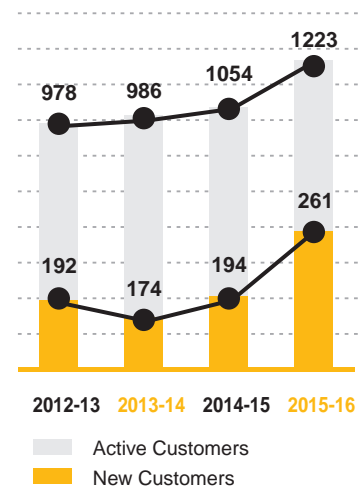
Net Promoter Score

Net promoter Score (NPS) measures customers' engagement with Wipro and is measured on a 10 point scale. The respondents based on their ratings are categorized as 'promoters', 'detractors' or 'passives'. This measure is widely used across industries. Our Net Promoter Score shows a continuous improvement trend as it has increased by 420 basis points for 2015-16 as compared to the previous year.

Key Metric 3

Customer Acquisition

The number of new customers acquired by Wipro in 2015-16 increased from 174 to 194 whereas the number of active customers increased from 1054 to 1223.



Sustainability Expectations from Customers

Apart from technology driven value creation, our global customers also expect transparency and compliance on different sustainability aspects within our operations and in our extended value chain. Responses to most customer proposals and contract renewals require an extensive disclosure of our sustainability programs and performance. In many cases, customers require acceptance and alignment with their supplier code of conduct that contain several sustainability related principles. Third party supply chain CSR raters like Ecovadis and Verego regularly assess and profile our sustainability performance in their platform which is used by more than 30 Wipro customers. In the recent assessment by Ecovadis, we have achieved an overall CSR rating of Gold (highest among possible three levels). Verego has rated us "Best in Class" across all the 5 areas (Leadership, Ethics, People, Community and Environment). We also have been benchmarked against over 4000 other companies that responded to CDP's 2015 supply chain information request sent on behalf of 74 CDP supply chain members with over US\$2 trillion spend and received a disclosure score of 100.

Data Privacy and IT security



The Global Risk Report 2016 of the World Economic Forum includes (a) breakdown of critical information infrastructure and networks and (b) massive incidents of data fraud/theft among the top risks faced by the world.

With cloud services such as SaaS, PaaS and IaaS becoming increasingly important to the way businesses operate, the resilience of critical information infrastructure becomes critical. It is crucial to ensure access to systems and data at all times. Any service disruptions or suboptimal system performance can lead to businesses incurring higher costs and suffering reputational damage. It can even become business continuity issue, especially for organizations whose business models are technology centric. Such systemic failures can negatively impact industrial production, public services and communications.

The breakdown of IT infrastructure could be triggered by technical failures, weather events, natural disasters or terrorist attacks. The Risk report identifies large scale state-sponsored, state-affiliated, criminal or terrorist cyber attacks as a significant risk which can cause an infrastructure breakdown and/or loss of trust in the Internet.

The magnitude of data to be handled by today's organization is gigantic. This abundance of data opens the door to many opportunities in all spheres of life- economic, social, and political. But with 'big data' which can create 'big impacts' comes big responsibilities. The globalized nature of the internet as well as the intensive virtual interactions and extensive data storage makes this a significant risk to corporate organizations. Any leakage or misuse or unauthorized access of information could expose companies to legal and reputational risks. Insufficient protection of database and network, unclear management of personal information and vague database access rules are the main reasons behind any data breach.

The nature of the IT services industry does not require Wipro to store any customer proprietary data in its systems and networks. In rare circumstances where, as part of project requirement, it is needed to view Customer data, it is accessed remotely - with the data being stored and hosted in customer's systems. This avoids the risk of customer information vulnerability in Wipro's systems.

Policy on Protection of Data Privacy

'Protecting Customer Information' is a key section of Code of Business Conduct of Wipro and communicates our stand on the protection of personal information of our employees, customers and relevant stakeholders. Wipro mandates compliance to this code through periodical certification and company -wide awareness and testing of the code every year. In addition to the section in Code of Conduct, Wipro has also defined Privacy policy and this policy is published in the website (URL: <http://www.wipro.com/privacy-policy/>). This policy communicates Wipro's approach to protection of personal information collected electronically. There is an internal Data Protection and Privacy policy defined under Information Security Management System (ISMS) with the objective –'to define collection, protection and usage of personal data & company confidential information as per applicable laws and regulations'. We

have also established and implemented Security Incident Management policy that covers procedures for reporting and handling policy violations & data breaches. Our policies are in compliance with globally accepted data protection principles.

Wipro's ISMS is published on an intranet portal - ISMS which provides applicable IT security and privacy policies for different target segments (Employees, Third Party Contractors, Leadership team System Administrators and Sales teams and contains all relevant details on policies, standards, procedures and guidelines related to information security.

Policy in Action through the Information Security Management System

To ensure effective implementation of privacy policy within Wipro, a comprehensive and mature framework of systems and processes have been evolved. Applicable statutory regulations are identified and documented with supporting compliance procedures and policies to manage the entire process of legal and regulatory compliances. For example, generally accepted Data Protection (DP) principles pertaining to fair and lawful purpose, adequacy, accuracy, retention of data, safeguards for processing and data transfers are mapped to the processes and practices of Wipro's Information Security Management System (ISMS).

Privacy risk assessments are undertaken with the objective of identifying potential areas of risks relating to privacy of employee data collected, processed and stored within Wipro's internal Information Systems within various geographies. The mitigation measures in-line with ISMS practices are implemented to address the risks. Compliance verifications are performed through regular internal and external audits. (ISO27001:2013 for Information Security and other Business Continuity framework principles). Changes to applicable privacy laws, regulations, and policies space across various geographies are monitored and assessed for their impact on the enterprise from Information Security/ Business Continuity perspective. Necessary inputs are sought from the Legal team to assess the impact for any legal risks involved while undertaking key enterprise level initiatives.

Automated monitoring tools and detective controls have been implemented for detecting leakages of confidential data from Wipro. The data breach notification procedure template, which is deployed specifically for each customer account/program/project, is also provided. A security incident notification form is also designed for notifying the data breach incidents and published on the intranet portal accessible for all employees.

Data privacy specific training programs are designed and imparted to employees of customer accounts on all applicable privacy regulations. In addition, innovative methods are employed to spread Information security and privacy awareness amongst all Wipro users such as e-mailers, blogs, and theme based awareness campaigns.

Wipro's technology infrastructure in various locations of operation ensures adequate resilience in the basic IT infrastructure, which helps critical business operations run during disaster situations. Technology disaster recovery planning includes physical infrastructure, computing infrastructure and communication infrastructure. Wipro's corporate (i.e. non-customer data) data assets residing in our enterprise information systems and applications are backed up on a regular basis and the backup integrity tests are periodically performed as per Wipro Information Security Policy.

Governance

The Security Organization in Wipro is established with clear roles and responsibilities for implementing information security and business continuity in the organization. The General Counsel of Wipro is the authority to review the effectiveness and progress of information security and business continuity programs. Information Risk Management & Policy Compliance Group (IRMC) headed by the designated CISO (Chief Information Security Officer), a group that holds the overall responsibility of governing the Information Security risk and compliance practices within Wipro. Further, on the Risk Management initiatives, IRMC works closely with Enterprise Risk Management (ERM) team headed by Chief Risk Officer (CRO), which holds the responsibility for data privacy and reports to General Counsel as well as Wipro Board of Directors. It is generally understood and accepted internally that Information security and privacy is a joint responsibility of multiple stakeholders from various departments/functions such as Information Risk Management, Legal, Human Resources, Enterprise Risk Management office, senior leadership, Global Delivery Organization and the internal Information Systems teams.

Performance on Data Privacy and Information Security

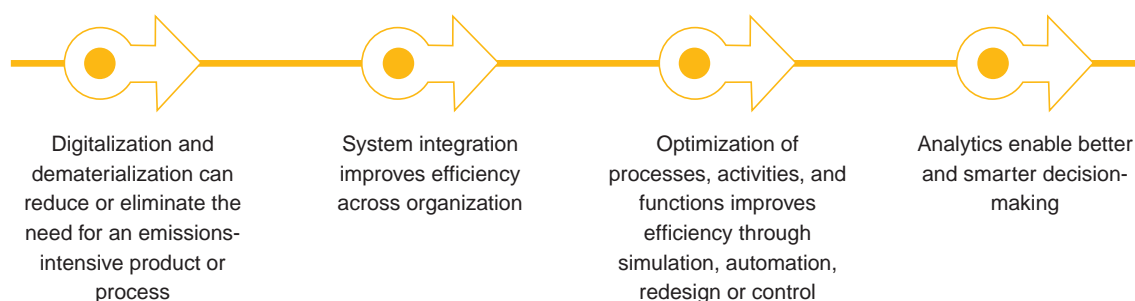
Wipro is certified under the ISO 27001:2013 standard which provides assurance in the areas of information security, physical security and business continuity. Wipro has a well-documented Business Continuity Management System in line with BS25999 standard. This is a program through which preparedness for handling emergencies is addressed at business unit, location and cross functional levels.

We report any breaches of privacy policy through our public reports (Annual Financial Report) and in our filings with the SEC. There were no incidents in the reporting year for which Wipro had to pay penalties or revenue losses.

Innovation

Human experience in interacting with machines is rapidly evolving. Breakthroughs in Man-Machine Interfaces (MMI) using acoustics, gestures, biometrics, body movement and virtual reality coupled with context-aware applications are introducing higher levels of user engagement. Such interactions are dynamic, flexible, personalized, responsive, real-time and data driven. Growing project complexities, competitive pressures, operational challenges and the need to maintain and grow margins is driving companies to adopt technologies that will help them run business as usual, improve operational efficiencies and provide competitive differentiation. In essence, this will prepare organizations to fundamentally change the way they do business.

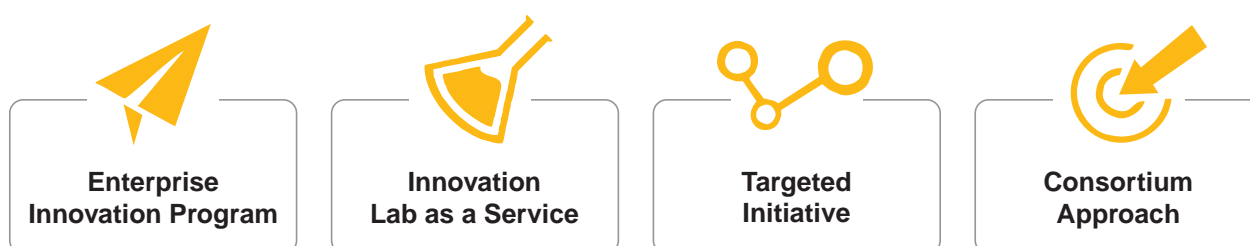
Next generation digital technologies like Artificial Intelligence, Internet of Things, Big Data Analytics and emerging collaborative development methodologies like Open Source are driving this change. These emerging technological innovations can drive sustainability by way of digitalization and dematerialization, system integration and optimization. For example...



Strategic Approach to Innovation

Wipro has a two pronged approach to innovation – external and internal. Externally, we work jointly with our customers and with various academic institutes, research organizations both from a recruitment perspective as well as from a partnership perspective.

For joint innovation with customers, Wipro has primarily four models:



Each model has specific use situations depending on the amount of investment and the nature of the innovation problems that are addressed. We also assess maturity levels of participating stakeholders while proposing these different engagement models.

Wipro understands the necessity of having a strong Open Innovation Network and invests into building, supporting and participating in various such networks and forums. The bulk of the company's Open Innovation activity is aligned to the focus themes driven by the CTO Office and the strategic areas as identified by the respective individual business units.

On the Internal Innovation side, a number of initiatives have been started that are designed on concepts of Open Innovation to inculcate a culture of innovation in people. They span the lifecycle of Idea Management from Ideation to Development. Some of them are Directed Idea Campaigns sponsored by business units (BU) which may want to crowd source ideas around a defined Use Case or Problem Statement. Ideas coming in as part of these are further taken up by the Sponsoring Business Units or the Idea Author is given a chance to develop it wherein CTO Office supports in the form of infrastructure and mentoring. Technology training and enablement initiatives like Code Storm enable people to learn and become proficient in new and emerging technology and languages by participating in Coding Contests and Hackathons.

Technology Themes for Innovation

Wipro is playing a key role in fostering innovation at the intersection of different technologies and in creating new products, services and breakthrough applications. Here 'breakthrough' implies products, services, processes, ideas and answers that were not possible before. We do this by mapping the future landscape i.e. by sensing tomorrow and responding today. The following are the technology themes on which we are focused currently.



Artificial Intelligence

At Wipro, we are working towards delivering solutions that are dynamic, adaptive and are designed to learn, anticipate, think and support decision making. Wipro has invested in developing a TM artificial intelligence platform - Wipro HOLMES (heuristics and ontology-based learning machines and TM experiential systems) which is built on Open Source technologies and addresses key domains in cognitive computing.



Everything Digital

With Wipro Digital we are working on reengineering customer journeys by using a design thinking approach centered on users' needs and preferences. This requires bringing together end-to-end digital capabilities to design and deliver digital transformation.



Internet of Things

Enabled by connected objects, Wipro is capturing business insights in industrial applications and analyzing these in 'near real time', in order to provide actionable insights and create delightful customer experiences.



Big Data Analytics

Wipro has been helping clients across industries and geographies create seamless customer experiences in this digital world by enabling real time insights, and improving business outcomes through data-driven decisions. Wipro has invested in a strategic partnership with Opera Solutions, a company that applies its machine learning science to the world's Big Data flows to extract predictive patterns or signals.



Open Source

Open Source software is changing the way the world builds software. This collaborative, iterative, and transparent development method is powering everything from reconstruction efforts in the aftermath of natural disasters like earthquakes to the design of electric cars, along with countless other projects. Open Source is emerging as an important tool as business growth and bottom-line success.

Enterprises are increasingly looking at Open Source and Open Stack applications for end-to-end business collaboration, greater productivity, speed and efficiency. Open Source applications are also being used to promote growth for adaptive enterprises. There is a shift from the conventional application architectures that rely on individual enterprises to Internet technologies and services that are more open. The Next Generation of IT systems will address the challenges of availability on scale, moving from efficiency to effectiveness and erasing the boundaries between personal and enterprise computing.

To keep pace with the rapid changes, organizations need to be nimble. Also, they need to adopt Open Source that offers lower cost of ownership, faster developer centric innovation driven by large communities, flexibility, no vendor lock-in, greater security and quality. Our investments put us in a strong position to help customers start their Open Source journey.

Wipro has identified Open Source as a core technology initiative and the company's investments in building a large cadre of skilled personnel, including world class Open Source industry veterans and community experts, is beginning to reap dividends as reflected by increasing customer interest. Wipro's services include the development and implementation of Open Source policies and processes, advisory and strategy consulting, roadmap development, integration, community engagement, legacy migration, governance, risk mitigation and support.

Wipro also helps customers build Open Source platforms on Applications (Middleware, Security, Customer Experience Platforms, Mobile Frameworks), Big data, Infrastructure (Operating Systems, Databases, Virtualization, Cloud Technologies, Software Defined Infrastructure), Internet of Things (IoT), Hardware and Testing.

Wipro Ventures

As part of a start-up engagement model, we have invested in building a world class ecosystem through a US\$ 100 million corporate venture capital fund, Wipro Ventures, aimed at investing in cutting edge start-ups in areas such as Digital, Internet of Things (IoT), Big data, Open source, Cyber security and Artificial Intelligence (AI). In 2015-16, Wipro Ventures has seen strong traction and scale. We have made 6 investments with a cumulative spend of US\$ 15 million and a further committed spend of US\$ 5 million in FY16 in start-ups working in Big Data and Analytics, Artificial Intelligence, the Internet of Things, Mobility, Cloud Infra, Fintech and Security – technologies that are reshaping the future of enterprises.

Governance

Wipro follows a federated model for innovation with innovation being driven through multiple structures. The CSO (Chief Strategy Officer) and his group invests in long term solution building and aids the investment efforts of the Business Units /Service Lines by supporting some selected seeding initiatives that are designed to create new business services for Wipro.

The CTO (Chief Technology Officer) and his group drive innovation through investing in a set of technology themes that can be applied to create services in different industry verticals. The CTO Office also anchors innovation crowd sourcing and open execution processes

within and outside the organization through internal innovation programs and by driving an external program that connects with the ecosystem of startups, academia and research institutions.

Business units (BU's) and Service Lines (SLs) also drive innovation within their respective industry or technology domain develop solutions and service products within their remits. The internal process transformation group invests in tools and frameworks that help improve costs and productivity of our delivery processes for both infrastructure and application management services.

Intellectual Property and Patents in Wipro

Our considerable R&D efforts have helped build our Intellectual Property (IP) portfolio substantially. Total R&D expenses for the year stood at Rs. 2561 Mn.

In FY 2015-16, the company continued to strengthen its IP portfolio with 514 new patent applications filed. Currently Wipro holds 1085 patents including applications in various exciting and emerging areas such as Energy Management, Cognitive Computing & Machine Learning, Digital Enterprise, Digital Marketing, Cloud Computing, Internet of Things, Intelligent Networks, Smart Systems, Storage Management, Data Management, DevOps, Identity Management, Testing & Verification, Enterprise Security, Device Security, Home Entertainment, Knowledge Management and Fraud detection, among others. A significant portion of the portfolio is in the Telecom, Consumer Electronics and Semiconductor verticals.

Sustainability Inspired Solutions

Wipro, over the past few years, has built a portfolio of leading IT enabled sustainability solutions for our customers. The strengths of our positioning come from decades of working with partners and customers to understand stakeholder needs – and placing it in the context of a larger common purpose of providing 'sustainability' inspired solutions.

Wipro EcoEnergy

Wipro EcoEnergy, the clean tech business unit of Wipro Limited offers Enterprise wide Energy Management Services to help customers reduce their energy consumption, reduce CO₂ emissions, and improve the efficiency in energy operations.

The value proposition of EcoEnergy is to help its customers achieve 6% – 18% of effective cost savings through reduced consumption, optimized operations, monitoring and maintenance over a multi-year engagement.

Cloud and Virtualization Services

Wipro offers a cloud services portfolio which includes cloud infrastructure, business applications and processes. These services are designed to optimize, scale, manage and outsource customer's IT resources thus helping them achieve efficiency and control costs and bring down upfront investments.

One of the key virtualization solutions of Wipro is VirtuaDesk™ which is a Desktop as a Service offering for the virtual workplace, enabled through desktop virtualization technology. Taking advantage of cloud architecture principles and technologies, VirtuaDesk offers a high performing and cost-efficient solution for delivering virtual desktops and applications with key benefits of rapid virtualization deployment, increased business agility and improved risk management.

Industry Focus

The section below illustrates how ICT solutions are being applied to the more resource intensive sectors like oil and gas companies, automotive and manufacturing sectors.



Automotive

Wipro supports its automotive industry customers in achieving their sustainability goals through an innovative solution called EcoMeter Connect solution (US patent applied) which supports various stakeholders involved in the emission reduction business. This solution which is offered as a part of Connected Car platform is an innovative and cost effective way of tackling emission reductions and fuel-efficiency improvements.

Wipro's EcoMeter Connect solution has the potential to improve fuel efficiency, reduce CO₂ emissions, reinforce green driving and meet regulatory requirements. The solution captures information related to driving behavior that has an impact on eco parameters in terms of higher emissions or fuel consumption and the data is processed using Telematics Control Unit to estimate the Eco-Index. Driving behavior related data is sent to the back-end server, which runs an analytics engine to derive intelligence from the trip, and carry out multiple projections, comparisons and recommendations. The cloud-hosted server ensures that the users could use this application based on their needs and the pricing is based on a cost-effective model.



Manufacturing

Wipro offers a unique suite of Sustainability and Energy Management applications to manufacturing industry clients which helps them track real-time consumption, perform higher asset utilization and predict energy consumption patterns.



Energy, Utilities and Natural Resources

Wipro offers environment centric solutions to energy, utilities and natural resources industries with focus on environment, health and safety. These integrated solutions are designed to help customers meet legal and regulatory requirements; reduce carbon footprints and hazardous emissions; efficiently manage water and waste; improve occupational Health Safety, process and asset safety; and reduce risks to employees, proximate communities and environment. The services portfolio includes the following.

- Sustainability/Global Reporting Initiative(GRI)/Carbon Disclosure Project (CDP) reporting
- Carbon Management
- Health, Safety, Security and Environment (HSSE) solution implementation
- Health, Safety, Security & Environment (HSSE) Data Management & Managed Services
- Incident/accident Reporting and Regulatory Compliance
- Occupational Health and Medical Service Reporting
- Hazardous and E-waste inventory, disposal and reporting

Understanding the specific need of industry in the context of dramatically increasing operating costs, Wipro offers an Energy Management platform together with a robust analytics framework to provide energy saving which could help in better control of energy consumption.

The offerings include:



Energy Assessments



Energy Measures Consultation



Energy Data Management



Energy Strategy



Design & Delivery of Energy Conservation Measures



Sustained Energy Saving via Energy Platform



3.4

Financial Stewardship and the Investors

The history of financial disclosures through annual and financial reports can be largely attributed to the voluntary disclosures of business performance from a few companies in the U.S. and U.K. to their providers of financial capital in the 19th century. Over the subsequent decades, accounting and reporting methods were refined and institutionalized. In the last couple of decades, progressive calls for transparency and accountability have led stock exchanges to enforce a number of requirements for corporate disclosures.

The King Report on Corporate Governance (1994, 2002, and 2009) is widely regarded as the first integrated reporting framework on corporate governance and performance, covering both finance and non-financial disclosures. Compliance with the Kings framework is required by companies listed on the Johannesburg Stock Exchange. Similarly, in India, the National Voluntary Guidelines released by the Ministry of Corporate Affairs have been adopted by the Securities and Exchange Board of India for listed companies to publish a Business Responsibility Report (BRR) as part of their annual financial report. The International Integrated Reporting Council (IIRC), a global coalition of regulators, investors, companies, standard bodies, the accounting profession and NGOs, is facilitating adoption of integrated reporting framework <IR> as the new corporate reporting norm. One of the core elements of the framework is accountability and stewardship of the stocks and flows

of the six forms of capital: financial, manufactured, intellectual, human, social and natural. The first two forms of capital are covered in almost all annual reports while the others are covered to varying degrees by some organizations depending on their context and understanding of impacts to significant stakeholders.

The increasing recognition that social and environmental risks can affect a company's operational strength and continuity has prompted active engagement from investors, regulators and government. Investors are increasingly incorporating ESG criteria (Environmental, Social and Governance) into their investment decision frameworks. Over the last decade, this has manifested in at least four different ways as shown in the chart below.



In this section, we primarily focus on our engagement with the investor community and how accountability and good business conduct are integral implements of financial stewardship.

Understanding the Our Stakeholder - Investors

Investors in Wipro are key stakeholders and must get fair returns for investing in our company. Our endeavor is to report the true and fair financial results in a timely manner and communicate the business outlook, risks and opportunities. With reliable financial results and consistent messaging of economic environment, investors are empowered to take investment decision best suited to their risk profile.

Profile of Wipro Shareholders

Particulars	2012 - 13	2013 - 14	2014 - 15	2015 - 16
No. of shareholders	213,603	210,471	213,588	227,368
ADR holders	11,162	10,146	9,725	16,120
Total shareholders	238,971	220,617	223,313	227,369

Shareholding Pattern

Category of Shareholders	% of Total Shares
PROMOTER HOLDINGS	
Promoters and Promoter Group	73.25
PUBLIC SHAREHOLDING	
Mutual Funds/UTI	1.85
Banks, Financial Institution, Insurance companies, Central and State Govt.	2.82
FII's/ Foreign bodies/Foreign Portfolio Corps	10.86
Private Corporate Bodies	2.33
Indian Public	4.95
NRI/OCB/Foreign Nationals	1.14
Trusts	0.12
Shares held by custodians, against which Depository Receipts have been issued	2.00
Others* (Clearing members and Directors and relatives)	0.07
NON PROMOTER NON PUBLIC SHAREHOLDING	
Employee trust	0.60
Total	100.00

*Others include shareholding of Clearing Members and Non-Executive Directors, Executive directors and Relatives.

For more information, refer to the notes given page no. 50 of Annual Report for FY 2015-16.

Our investors are increasingly getting aligned with 'The Principles of Responsible Investment' (PRI). PRI was developed by an international group of institutional investors under the umbrella of Principles for Responsible Investment Initiative (PRII), reflect the increasing relevance of environmental, social and corporate governance issues to investment practices. UNEP Finance Initiative and UN Global compact are partnering with PRII in this initiative. The table below represents alignment of Wipro's investors to PRI. The data presented below essentially means that the total number of PRI signatories in the world are 1,553 and 35% of all investors in Wipro are PRI signatories.

Particulars	2012 - 13	2013 - 14	2014 - 15	2015 - 16
Signatories To PRI	1,204	1,304	1,395	1,553
Investors in Wipro *	>30%	>40%	>35%	>35%

* % of PRI signatories to Domestic Financial Institution, FII and FPI investors only.

Engagement with Investors

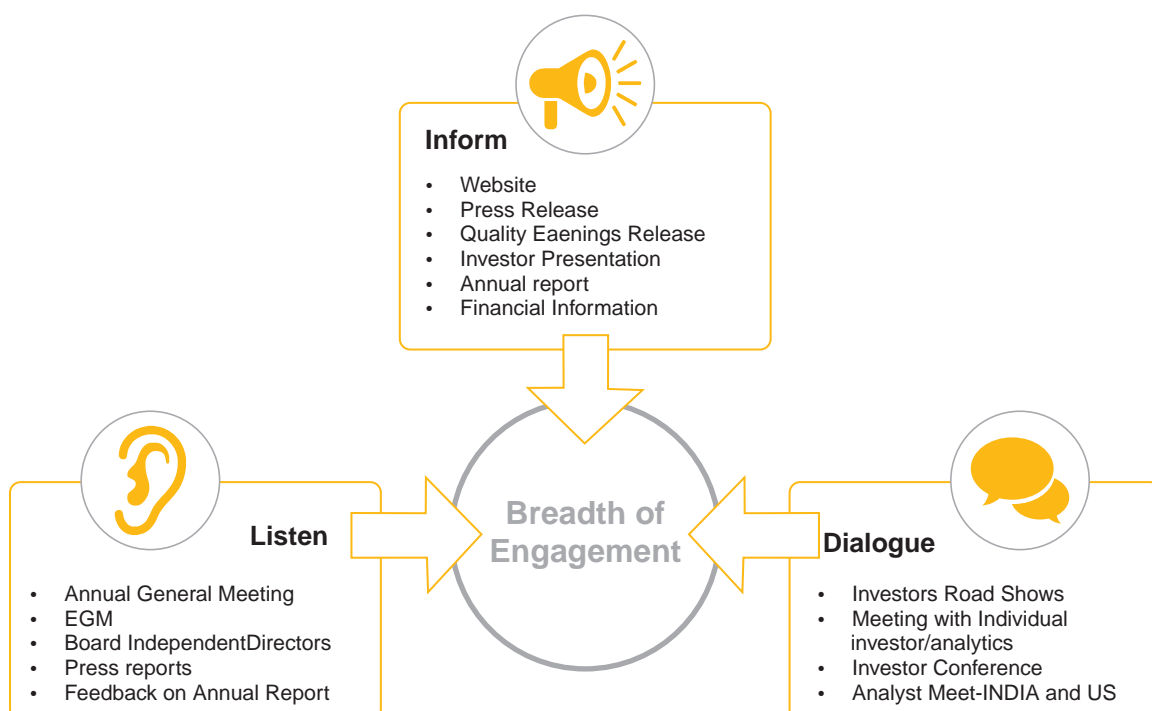
Investors in Wipro are key stakeholders and must get fair returns for investing in our company. Our endeavor is to report the true and fair financial results in a timely manner and communicate the business outlook, risks and opportunities. With reliable financial results and consistent messaging of economic environment, investors are empowered to take investment decision best suited to their risk profile.

We have multiple channels of communications to keep the investors informed about various development and events. Communication through proactive disclosures in our financial statement has been the bedrock of investor engagement at Wipro.

Our senior management leaders along with our dedicated Investor Relations team participate in various forums like investor conferences and investor road shows, in addition to hosting investors who visit us. Our quarterly results, regulatory filings, transcripts of our earnings call and media presentations are available at <http://www.wipro.com/investors/>

Engagement Approach

The figure below reflects the breadth of our engagement with Investors.



Details of Engagement

The following table details the different types of engagement exercise undertaken by the company in 2015-16.

Particulars	Q1	Q2	Q3	Q4	FY
Investor Meetings	27	29	40	49	145
Conferences attended	4	5	5	3	17
Road shows conducted	3	1	2	1	7
AGM Held		1			1

Our goal is to have zero pending complaints or queries at the end of a period. The table below presents the number of complaints/ queries received and the number of queries responded to.

Particulars	Nature	Received	Replied	Pending
Non receipt of Annual report	Complaint	334	334	0
Non Receipt of Dividend Warrant	Complaint	267	267	0
Correction / Revalidation of Dividend Warrants	Request	211	211	0
Non Receipt of Securities	Complaint	7	7	0
SEBI/ Stock Exchange complaints	Complaint	11	11	0
Others	Request	0	0	0
Total		830	830	0

Identified Material Aspects

Our engagement with investors help us understand issues material to them. A report map of material issues and their coverage in this report is given below.



Economic Performance

We are one of the leading providers of IT services globally.

We develop and integrate innovative solutions that enable our clients to leverage IT to achieve their business objectives at competitive costs. We use our quality processes and global talent pool to deliver “time to development” advantages, cost savings and productivity improvements.

Our IT Services business provides a range of IT and IT-enabled services which include digital strategy advisory, customer centric design, technology consulting, IT consulting, custom application design, development, re-engineering and maintenance, systems integration, package implementation, global infrastructure services, analytics services, business process services, research and development and hardware and software design to leading enterprises worldwide. Our vision is “To earn our Clients’ trust and maximize value of their businesses by providing solutions that integrate deep industry insights, leading technologies and best in class execution”. The markets we serve are undergoing rapid changes due to the pace of developments in technology, innovation in business models and changes in the sourcing strategies of clients. Pressures on cost-competitiveness and an uncertain economic environment are causing clients to develop newer business models. On the technology front, digital business has changed the nature of demand for IT services. Development of advanced technologies such as cloud based offerings, big data analytics, mobile applications and the emergence of social media are shifting the point of decision-making on IT sourcing within clients’ organization from the traditional Chief Information Officer to newer stakeholders such as Chief Marketing Officer, Chief Digital Officer, Chief Risk Officer etc. These trends on newer business models, emerging technologies and sourcing patterns provide us with significant growth opportunities.

Our IT Products segment provides a range of third-party IT products, which allows us to offer comprehensive IT system integration services. These products include computing, Platforms and Storage, Networking Solutions, Enterprise Information Security, and software products, including databases and operating systems. We have a diverse range of clients, primarily in the India and Middle East markets from small and medium enterprises (“SMEs”) to large enterprises in all major industries.

Business Strategy

Our vision is “To earn our clients trust” and to maximize value of their businesses by providing solutions that integrate deep industry insights, leading technologies and best in class execution”.

Our ambition is to achieve \$15 billion in revenue with 23% Operating Margins by 2020 in our IT Services business segment.

Technology has become increasingly central and core to enterprises across industry segments. In addition, consumerization of IT has led to blurring of boundaries between business needs and technology enablement. This has led to clear separation of priorities and shifting ownership between the Run side and the Change side of our clients’ businesses.

Our strategy thus addresses our clients’ Run and Change agenda. The Run Strategy is about Modernizing the Core of our clients’ process and technology landscape i.e. help clients achieve significant efficiencies in their core operations through various levers in all of our core markets. The Change Strategy (i.e. Driving the Future) is focused on helping clients achieve digital transformation enabled by ‘Digital Capabilities’ brought by Wipro and its partner ecosystems.

Modernize the Core – the Run Strategy

Integrated Services

1

Enterprises are looking for the right partner in helping them with business outcomes. Traditionally, IT services have evolved across distinct set of services. In recent times, the expectation from vendors is to solve client’s business problem leveraging domain knowledge and synergistic integration of multiple services. The emergence of ‘As a service’ consumption models is leading to a market demand for delivery of integrated services e.g. BPaaS (Business Process as a Service).

We have set up dedicated Integrated Services and Solutions Group (ISSG) with a mandate of integrating end-

to-end technology solutions from multiple service lines like Applications, Infrastructure services and Analytics. In integrating services to solve customer’s business problems, the unit will consider reference architectures, selection of tools and platform, cost effectiveness of solution and best practices. An example is the Managed File Transfer as a Service (MFTaaS) platform which is a cloud offering enabling large file transfers in organizations in a secure manner. The MFT platform has transformed B2B (business to business) enterprise file transfers for global customers including Fortune 500 customers.

2

Simplification

Enterprises are focused on cost reduction with improved quality of service and reliability, coupled with variable pricing arrangements. Wipro's approach to achieve enterprise objectives is to deliver simplification of client technology landscape through consolidation, elimination and automation.

We are building automation assets covering Application Development and Management services. Our aim is to offer value added solutions through portfolio rationalization, modernization, cloud migration and SaaS / PaaS offerings. We focus on target operating model with capabilities such as Cloud Ready AMS, Crowd Sourced AMS, and Digital Ready AMS towers.

3

Hyper-Automation

Our focus is to help clients achieve their 'Run' goals through significant cost optimization in operations by deploying cutting edge platforms and technologies that drive Hyper-automation and achieve industrialization of service delivery.

Hyper automation is a focused initiative for us to drive, not only the delivery productivity, but also the new way of work as we see Cognitive and Robotic process automation (RPA) drastically changing traditional IT delivery model. In FY 2015-2016 we have done successful Proof-of-Concept (PoC) in this area across large clients. In FY 2016-2017 we plan to do large scale roll out across various archetypes, namely infrastructure and application managed services, application development and testing services.

We developed Wipro HOLMESTM, a Cognitive AI Platform with a rich set of cognitive computing services based on open source software. It is focused towards solving key enterprise business use cases by injecting cognition into IT and Business processes. Wipro HOLMESTM enables development of various types of AI applications like Intelligent Virtual Agents, Anticipatory and Predictive Systems, Cognitive Process Automation, Visual Computing and Human Computer Interface, Knowledge Processing Systems. The automation platform is backed by the approach to deliver simplification in IT and Operations landscape through consolidation, elimination and automation.

4

Alliances

We have a dedicated unit to deepen and widen alliance ecosystems to drive creation of new markets and solutions, expand in key verticals/geographies and drive GTM outcomes. We have classified alliances as follows:

- **Strategic Alliances:** Multiple product lines with significant business volume and potential.
- **Growth Alliances:** Single practice alliances.
- **Niche Alliances:** Niche products with differentiated solutions.

5

Localization

Key geographies such as Continental Europe, Canada, Latin America, Africa and Asia-Pacific region are emerging as areas of growth for the IT services industry. We believe that commitment to these geographies is important in growing our business.

We are driving a higher localization in all our key markets. In Continental Europe, we enhanced our local presence through acquisition of Cellent AG, an IT Services company serving Germany, Austria and Switzerland. The acquisition has stabilized and the traction is positive. We are enhancing

local delivery capability at multiple locations. We are investing dedicated efforts in growth markets like Latin America, Canada and Africa. We expect locals as a percentage of the workforce to increase as we execute on this theme and diversity is a key strategic priority as part of our globalization.

We are also taking many local initiatives in engaging with the local industry, universities, community and entering into partnerships with local entities.

'Driving the Future'- The 'Change' Strategy

Digital and Advisory

1

With clients across industries driving adoption of Digital and leading with Digital transformation, expectations from service providers are to partner and enable organizations design, strategize and partner in executing through the transformation process. In addition as Enterprises go 'Digital', business stakeholders are playing a key role in influencing and driving technology decisions given the core role of Digital technologies in enabling businesses go Digital.

Thus, as clients increasingly transform to become 'Digital providers' of products and services, we continue to invest and build capabilities in Digital Strategy, Design, Architecture and Engineering. These capabilities help Business and IT stakeholders achieve Digital goals leveraging the breadth of talent at Wipro across superior data analytics, engineering and design.

Our vision of the Digital business across advisory, design and technology is securing mindshare amongst existing and new customers. We believe Consulting capabilities in Business and IT Strategy, Functional and Process Excellence are critical to the Advisory offering in Digital along with design and technology pillars. With this in view, we have aligned our Consulting services with the Digital unit to further boost the capabilities of both units.

Our acquisition in the Digital and Strategic Design space, Designit AS, has integrated well with our digital unit. Harmonizing teams, cultures and capabilities has created differentiated positioning in the market for us. Our clients are beginning to see the benefit of design and engineering working together to deliver remarkable customer experiences at speed and at scale. The joint-Go-To-Market (GTM) is securing synergy deal wins for us. For example, the design capability combined with our technology skills helped us win a large digital engagement with a global bank.

In 2015-16, we have trained approximately 10,000 professionals in digital technologies. We are ramping up this capability significantly to cover another 20,000 professionals in 2016-17. Our focus is to build high caliber teams covering high end engineers, top end coders, digital architects, data scientists, digitization consultants, service design experts, specialized digital delivery practitioners, industry focused strategists and solution experts. Keeping in line with this priority, we have launched the Digital Academy to train super specialized engineering talent and are running specific enablement programs to transform customer facing and delivery teams to be 'Digital' ready. We opened Digital pods in London and New York to offer enhanced transformation services to global customers.

Non-Linearity

2

Given the need to address business challenges with speed and to differentiate amongst service providers, we continue to drive use of intellectual property to drive non-linearity in our business.

We have a significant thrust to drive non-linearity through investments in Intellectual Property in the form of products (like Gallagher, Opus, Healthplan Services (HPS), Promax), platforms (like Wipro HOLMESTM), frameworks and solutions.

We have formed a dedicated unit to drive non-linear revenue growth by leveraging IP based products, platforms and solutions as well as through automation and innovative commercial constructs and delivery models.

Wipro HOLMESTM continues to receive strong adoption with 18 engagements across diverse industry segments. During the year ended March 31, 2016, we successfully completed a pilot engagement in deploying and implementing an eKYC Wipro HOLMESTM solution in a Wall Street Bank.

We have filed for a number of patents on Wipro HOLMESTM and initiated two new research programs in collaboration with leading universities. Overall during FY 2015-2016 we filed for 514 patents and we now own over 1,085 patents (including applications) in nine jurisdictions.

3

World class Ecosystem

Given the pace and scale of disruption in the technology landscape, it is imperative to have a proactive and structured approach to work with the innovation ecosystem. Our ecosystem strategy is defined around building and nurturing four types of ecosystem plays through Start-ups, M&A, Consulting partnerships and academia partnerships.

Start-up partnerships

As part of a start-up engagement model, we have invested in building a world class ecosystem through a US\$ 100 million corporate venture capital fund, Wipro Ventures, aimed at investing in cutting edge start-ups in areas such as Digital, Internet of Things (IoT), Big data, Open source, Cyber security and Artificial Intelligence (AI). In 2015-16, Wipro Ventures has seen strong traction and scale. We have made 6 investments with a cumulative spend of US\$ 15 million and a further committed spend of US\$ 5 million in FY16 in start-ups working in Big Data and Analytics, Artificial Intelligence, the Internet of Things, Mobility, Cloud Infra, Fintech and Security – technologies that are reshaping the future of enterprises.

M&A

Acquisitions are a key enabler in driving capability build in industry domain, emerging technology areas, Digital and increasing market footprint in newer markets. We focus on opportunities where we can further develop our domain expertise, specific skill sets and our Global Delivery Model to maximize service and product enhancements and higher margins. We also use our acquisition program to increase our presence in select geographies, increase our footprint in certain large customers and pursue select business opportunities. Key acquisitions consummated during the year ended March 31, 2016 are Designit, Cellent and HPS.

Designit is a global strategic design firm, helping businesses tap into the opportunities in the digital age by turning technology into meaningful experiences. With an international team of designers, strategists, and technologists across nine offices in Denmark, Germany, Spain, Norway, Sweden, Israel, Japan and Brazil, Designit uses a strategic Design Process to design unified product-service experiences that bring end-user value, business value and business transformation. This acquisition will complement the capabilities of an established design leader with Wipro's engineering heritage and bring compelling value to the clients. Designit's expertise in experience-driven design complements Wipro Digital's capabilities in technology, digital strategy, design, and digital architecture. Together, the two organizations become a comprehensive and scalable global digital transformation partner to improve customer experience while radically digitizing business operations.

Cellent is a leading IT consulting and software services company offering holistic innovative IT solutions and services in the DACH region of Germany, Austria and Switzerland.

HPS offers market-leading technology platforms and a fully integrated Business Process as a Service (BPaaS) solution to Healthcare Insurance companies (Payers) in the individual, group and ancillary markets. The acquisition would be closely aligned with Wipro's key levers for growth, which is, to dominate the services market through platform led or BPaaS offerings. Wipro would gain the competitive, early mover advantage in the high growth public and private exchange space for individual, group and ancillary markets. This would also strengthen Wipro's Payer portfolio with access to HPS's Payer clientele.

During the year ended March 31, 2016, we also announced our intent to acquire the Viteos Group. Viteos Group was founded in 2003. It has presence in US, India, Europe, Cayman Islands and Singapore. Its service portfolio includes shadow-accounting services, middle and back-office outsourcing services. It also licenses its platform to investment managers. This acquisition will expand Wipro's capital markets portfolio in fund accounting services and enhance Wipro's Business Process Services capabilities. Viteos's proprietary platform, which offers transformation and integration of post-trade operations can be leveraged to launch solutions across other segments of capital markets. These technology based solutions will bring in non-linear and higher revenue realization.

Consulting partnerships

Clients are seeking to work with partners who can answer strategic questions and execute on the mandate. We are exploring key partnerships in areas such as Digital that can complement our strong capabilities in design, engineering and technology.

Academia partnerships

The objective of academia partnerships is to drive a research oriented/futuristic technology research and capability build aligned to academia objectives. Our focus is to work with academia in United States, Europe, Israel and India in the fields of computer and electrical engineering. There are three models of engagement, project, program and joint research. We have current partnerships with universities and industry associations and our endeavor is to expand these partnerships in the defined areas aligned to our strategic areas of interest

4

Invest to lead in the future

Given that the disruption in technology is resulting in newer opportunities in the areas of Internet of Everything ("IoE"), Software Defined, Cybersecurity, Open stacks and AI, we continue to invest in emerging technologies.

IoE - We have a dedicated unit in place to address the IoE opportunity by delivering platforms, framework and solutions based on use cases across industries such as Manufacturing, Retail, Utilities and Healthcare segments (e.g., Heavy Equipment Asset Tracking).

Software Defined - We have significantly invested in building a center of excellence to showcase our capabilities in SDX (software defined everything). There is a significant focus to enhance skill sets across Software Defined Storage, Software Defined Network, Software Defined Datacenter and Cloud.

Cybersecurity - Given the rise of connected devices and transition to cloud, the impact of threats will continue to

increase since threat attack area is increasing beyond the enterprise. We have invested in building deep capability to secure our customers' assets and IT estate from cyber threats.

Open Source - We are leveraging the open source ecosystem to drive thought leadership through community and industry partnerships. We have a dedicated open source council set up to drive collaboration and seamless execution of open source services (e.g., Open Datacenter, Open Apps and Open Network) and solutions across service lines.

To enable effective implementation of the Run and Change strategies, we are making focused investments in brand building, creating the right organization structure, processes, technology, people and driving significant sales transformation through a number of focused programs.

Assessment of Financial and Economic risks

Our annual financial report and the Form 20-F filing with the U.S. Securities and Exchange commission for the reporting year lists a number of external factors or risks that may impact our business. These externalities are assessed regularly and inform business strategy. We present here a summary of the key external risks identified and our approach towards them. The engagement is informed by three primary factors (i) the different timescales in which they play out, (ii) the relative influence business has and (iii) meeting the concurrent and diverse needs of its various stakeholders.

Currency fluctuations: A significant portion of our revenues are in foreign currencies, from our wide international customer base ; these currencies include U.S. Dollar, the United Kingdom Pound Sterling, the Euro, the Canadian Dollar and the Australian Dollar while a large portion of our costs are in Indian Rupees. The exchange rate between the Rupee and foreign currencies has fluctuated significantly in recent years and may continue to fluctuate in the future. As our financial statements are presented in Rupees, such fluctuations could have a material impact on our reported results. We also undertake hedging strategies to mitigate exposure of exchange rate risk relating to foreign currency borrowing, including entering into cross-currency interest rate swaps.

Restrictive mobility legislations: Some countries and organizations have expressed concerns about a perceived connection between offshore outsourcing and the loss of jobs domestically. With high domestic unemployment levels in many countries and increasing political and media attention on the outsourcing of services internationally by domestic corporations, there have been concerted efforts in many countries to enact new legislations to restrict offshore outsourcing or impose restrictions on companies that outsource.

Global economic crisis: We derive approximately 51% of our IT Services revenue from the Americas (including the United States) and 28% of our IT Services revenue from Europe. If the economy in the Americas or Europe continues to be volatile or conditions in the global financial market deteriorate, pricing for our services may become less attractive and our clients located in these geographies may reduce or postpone their technology spending significantly. Reduction in spending on IT services may lower the demand for our services and negatively affect our revenues and profitability. Our clients are concentrated in certain key industries. Any significant decrease in the growth of any one of these industries, or widespread changes in any such industry, may reduce or alter the demand for our services and adversely affect our revenue and profitability. For instance, the drop in global crude oil price has significantly impacted the companies operating in the energy industry, impacting revenue and profitability of our Energy, Natural Resources and Utilities industry vertical.

Disruptions in telecommunications: The offshore development center model necessitates maintaining a resilient and active voice and data communication infrastructure between our offices in India, our clients' offices, and our software development and support facilities overseas. Redundancy and business continuity measures are critical in the event of a telecom disruption.

Taxation Risks: Our profits for the period earned from providing services at client premises outside India are subject to tax in the countries where we perform the work. Most of our taxes paid in countries other than India can be applied as a credit against our Indian tax liability to the extent that the same income is subject to taxation in India. Currently, we benefit from certain tax incentives under Indian tax laws. These tax incentives include a tax holiday from payment of Indian corporate income taxes for our businesses operating from specially designated Special Economic Zones ("SEZs"). Any change to these incentives and other exemptions we receive due to government policies can impact our financial performance.

Wage Pressure: Our wage costs in India have historically been significantly lower than wage costs in the U.S. and Europe for comparably skilled professionals, and this has been one of our competitive advantages. However, wage increases in India may prevent us from sustaining this competitive advantage and may negatively affect our profit margins. We may need to increase the levels of our employee compensation more rapidly than in the past to retain talent. Unless we are able to continue to increase the efficiency and productivity of our employees over the long term, wage increases may reduce our profit margins. Further emerging low cost locations, like Eastern Europe, China or Southeast Asia could also negatively affect our profits.

IP Rights: Our intellectual property rights are important to our business. We rely on a combination of patent, copyright, trademark and design laws, trade secrets, confidentiality procedures and contractual provisions to protect our intellectual property. We require employees, independent contractors and, whenever possible, vendors to enter into confidentiality agreements upon the commencement of their relationships with us. These confidentiality agreements generally provide that any confidential or proprietary information being developed by us or on our behalf be kept confidential. These agreements also provide that any confidential or proprietary information disclosed to third parties in the course of our business be kept confidential by such third parties. However, our clients usually own the intellectual property in the software we develop for them.

Financial Performance

Wipro's economic value add and distribution among its constituents is broadly consistent in FY 13-14 when compared with FY 12-13.

Particulars	2012-13		2013-14		2014-15		2015-16	
	Rs. in Mn.	%	Rs. in Mn.	%	Rs. in Mn.	%	Rs. in Mn.	%
Revenue	374,256	100	434,269	100	469,545	100	512,440	100
Operating cost	127,283	34.2	141,706	32.6	152,921	32.6	173,752	33.9
Employee Wages and benefits	179,627	48.3	206,568	47.6	224,838	47.9	245,534	47.9
Payments to government								
India	16,576	4.5	21,767	5.0	25,087	5.3	23,306	4.5
Others	5,314	1.4	2,293	0.5	5,913	1.3	5,536	1.1
Payments to providers of Capital								
Interest	863	0.2	868	0.2	768	0.2	1,410	0.3
Dividend	14,188	3.8	19,920	4.6	29,455	6.3	14,734	2.9
Economic Value retained	30,405	8.2	41,147	9.5	30,563	6.5	48,168	9.4

The India IT sector has been a leading generator of direct and indirect employment as illustrated in the India IT sector overview. Also it has been a generator of foreign exchange for the country. In light of such contributions to the economy, fiscal incentives have been provided by the Government to the sector.

Wipro has benefitted from such incentives extended to the IT sector as illustrated in the table below. We have not received any other direct or indirect financial assistance beyond the scope of the state policy.

Particulars	2012 - 13	2013 - 14	2014 - 15	2015 - 16
Benefit from Income tax exemption (in INR. Mn)	11,077	13,987	14,471	13,171
Percentage of tax benefit to Profit Before Tax (PBT)	14%	14%	13%	11%
PBT (in INR. Mn)	78,688	101,143	112,241	114,719

Ethical Business Conduct

Investors expect ethical conduct from businesses. They are concerned about loss of management time and resources dealing with such issues, legal liability and damage to reputation due to unethical practices like bribery, corruption, anti-competition and anti-trust. Even though large businesses have formal systems to ensure compliance and avoid unethical businesses, they are exposed to such risks from their supply chains. Corruption and bribery are significant risks to businesses, and they are more pervasive in the supply chain. This makes business functions dealing with suppliers and business partners vulnerable to such risks.

Policy

Our corporation wide Code of Business Conduct (COBC) provides the broad direction for all business transactions. The COBC is Wipro's central and comprehensive compliance policy document that provides the framework and a common language for ethical conduct for all employees as well as all our stakeholders. The COBC applies to all employees and members of the Board of Directors of the Company as also to all individuals who serve the Company on contract, subcontract, retainer, consultant or any other such basis. Suppliers, service providers, external professionals, agents, channel partners (dealers, distributors and others) serve as an

extension of the Company and their conduct and behavior while carrying out business dealings with Wipro or on behalf of Wipro can have an impact on Wipro and its reputation.

Other than COBC, we also have other policies like the abridged Policy on Related Party Transactions, Wipro Supplier Code of Conduct, Code of Independent Directors and Code of Ethics for Principal Executive Officer and Senior Financial Officers, which contextualize the communication for relevant stakeholders.

Approach

From an anti-bribery compliance perspective, Wipro has the following processes internally to ensure an ethical culture across our businesses.

- A payment due diligence process where payments made by and on behalf of Wipro are reviewed to ensure adherence to anti-corruption and anti-bribery
- A Standard Operating Procedure to enable employees understand and comply with the requirements for specific purposes like business courtesies, gifts, entertaining, charitable contribution, sponsorship, etc. Employees are advised to avoid transactions which might give the appearance of offering or accepting an improper payment, bribe or kickback.
- Due diligence mechanisms, internal controls and assessments on its third parties such as channel partners, dealers, collection agents, lead finders/hunters etcetera which includes a specific undertaking from identified vendors, service providers, consultants to affirm compliance to our Code of Business Conduct and more specifically to our anti-bribery policies
- An Ombudsprocess for receiving and redressing employees' complaints, through which employees are encouraged to report any fraudulent financial or other information to the stakeholders, any conduct that results in violation of the Company's COBC (on an anonymous basis, if employees so desire). For more information, refer to Organization Profile

As part of COBC training, Wipro conducts entry-level training to all its employees across levels worldwide on corporate policies pertaining to Business Relationship, Gifts and Entertainment, Business Courtesies and Conflict of Interest. Compliance with Foreign Corrupt Practices Act, UK Bribery Act, the Indian Prevention of Corruption Act, are included as part of leadership training programs and of focused training programs. In addition to annual test and certification of Code of Business Conduct, a certification process is enabled for employees travelling to High Risk Countries and employees working in certain functions. Also, communication of COBC and their significance to Wipro are being done through emails, posters etc.

Compliance

Wipro has a continuing good track of ethical conduct and we comply with relevant legislations. There has been no significant instances related to bribery, corruption, anti-competitive or anti-trust practices in the reporting period across our business divisions.

Natural Capital Valuation

Natural capital can be defined as the world's stocks of natural resources which make human life possible. Businesses rely on this natural capital to produce goods and deliver services. They depend on natural non-renewable resources (for example, fossil fuels and minerals) as well as natural renewable ecosystem goods and services (for example, freshwater and pollination). Businesses also rely on natural capital for its ability to absorb by-products of production such as pollution and water. Business extraction and production activities can damage natural capital with long term economic and social consequences.

These economic and social consequences manifest themselves as physical, regulatory and reputational risks for companies. One of the most useful ways for companies to account for these risks is to quantify and value the environmental impacts generated across their value chains in monetary terms.

Traditional 'single parameter' environmental metrics such as cubic meters of water or hectares of land provide an indication of the scale of dependency on ecosystem goods and services or environmental impacts. However, they often fail to identify optimization opportunities for business. Natural capital valuation, on the other hand, provides a deeper insight because it also factors critical environmental parameters such as regional water scarcity and the ecosystem services provided by land.

There are several global and country led projects underway which aim to develop environmental accounts and integrate them with traditional national accounts (GDP) including India. UNPRI, in 2010, estimated the environmental costs due to activities of top 3000 companies at US\$ 6 Trillion per year. The Natural Capital Coalition (NCC), for example, is developing a Natural Capital Protocol to provide a standardized approach to natural capital accounting and valuation for businesses.

Wipro, in association with Trucost, completed its first natural capital valuation exercise for the financial year 2013-14. The valuation looks

at our global operational footprint - energy related emissions, water consumption, air/water pollution, waste generation and, land use change, business travel, employee commute – as well as the embedded natural capital in all goods and services that we procure from our supply chain. The natural capital embedded in goods and services is primarily based on valuation methodology that is based on Trucost's econometric Input-Output model which incorporates spending across different sub-categories of procurement. Monetization of impacts is based on emerging models and a selection of global and local factors - hence certain assumptions and accounting rules are inherent to the exercise.

In the 2015-16 financial year, the natural capital valuation of the environmental impacts relating to Wipro's operations and supply chain was equal to INR 11460 million (2.24% of Wipro's revenue in the same period). This is in line with the global average for the ICT sector. The largest contributions came from GHG emissions (50%), air pollution (19%) and water consumption (19.5%). The operational value chain stage accounted for 36% of Wipro's total environmental cost. From a geography perspective, as expected, India accounts for 70% of the overall environmental cost. The above figures are "inclusive of our environmental initiatives in emissions reduction and water recycling, i.e. those initiatives which have a net positive impact valuation.

For Wipro, this study provides useful indicators to understand impacts and assess the value of our environmental programs. For external stakeholders like customers and analysts, these data points provide a completely transparent full life-cycle understanding of our environmental footprint.

Consolidated Natural Capital Valuation

Environmental indicator	2015 - 16		2014 - 15	
GHGs	5.761	50%	5.108	51%
Air pollution	2.205	19%	2.049	20%
Water consumption	2.245	20%	1.775	18%
Water pollution	822	7%	772	8%
Land use	240	2%	200	2%
Waste	203	2%	170	2%
TOTAL	11.476	100%	10.075	100%

Natural Capital Valuation by Value Chain Stage

Environmental indicator	2015 - 16		2014 - 15	
Operational	3.815	33%	3.580	36%
Supply chain purchased goods and services	1.428	12%	792	8%
Supply chain Fuel and energy related activities	3.320	29%	3.196	32%
Supply chain Business travel	1.595	14%	1.249	12%
Supply chain Employee commuting	1.319	12%	1.258	12%
TOTAL	11.476	100%	10.075	100%



3.5

Supply Chain Sustainability

The impacts or externalities of businesses are frequently influenced by their supply chain processes. Managing the environmental and social impacts of supply chain are interlinked to economic outputs over the long term – they can help businesses avoid disruptions, meet evolving customer and business partner requirements, foster innovation and protect the company's reputation and brand value. It can also help further the business imperatives of efficiency, cost effectiveness and resilience in the supply chain. However, the fundamental and compelling reason for sustainability engagement in our value chain stems from our belief that it is the right thing to do in the larger interests of both, the suppliers as well as of society.

The context, scale and complexity of modern supply chains pose challenges for business to identify, influence and control these impacts. Our supply chain management program is influenced by our understanding of the multiple drivers as well as the challenges associated with it.

Understanding the Stakeholder - Our Supply Chain

The supplier ecosystem of Wipro can be broadly categorized into two broad heads. One category can be called as our '**primary supply chain**' which comprises of our contract employees involved in core delivery of IT Services and Solutions. Such employees typically have gone through a minimum graduate degree qualification and are experienced in specialized technology and consulting skills aided by an intensive in-house capability building program. We considered them as part of our supply chain as they not engaged directly employed by Wipro. Our workforce currently includes 20,930 contract employees.

The second component of our supply chain is '**product or services supply chain**' or '**secondary supply chain**' which comprises of suppliers who provide products, business support services and utility management services for our operations. The list of categories of procurement which form the 'secondary supply chain' is given below.

Supplier Category	Spend by Contribution
Technical Contracting & Recruitment Services (Covered in primary supply chain)	1%
Non-Technical Contracting & Other HR Services	12%
Insurance, finance & legal	4%
Marketing	2%
IT Hardware	14%
IT software & services	22%
Telecom	9%
Direct materials	1%
Transport & logistics	8%
Facilities*	18%
New infrastructure & civil construction	9%

Operations and facility management require a diverse set of support services ranging from hospitality, housekeeping, physical security, landscaping, transport, catering, to equipment maintenance among others and for these services we largely rely on outsourced facility management service providers. Recently, we have transitioned to a model where for large locations, the entire responsibility for facility services is outsourced to a single property management organization (Integrated Facility Management Services - IFMS). A significant number of contract manpower is employed as part of these facilities.

Wipro actively encourages diversity in the supply chain and sourcing from the local economy. At an aggregate level, nearly 75% of our suppliers are based in India; by value 66% of the procurement for the year was from India based suppliers. For 2015-16, supplier spend from women and minority owned enterprises contributed to 5.4% of total central procurement spend for India operations. Diversity classification is based on supplier self-disclosure and is not verified.

Supplier Segmentation

Wipro has a formal process to identify suppliers who are strategic to its sustained business performance. The suppliers are classified into two categories: Strategic suppliers and Tactical suppliers. The Global Procurement Group finalizes the supplier categorization based on annual performance evaluation. Strategic Suppliers are suppliers which are essential for the success of strategic business outcomes for Wipro Sustainability or other serious issues with such suppliers may seriously dent Wipro's ability to meet its' objectives Tactical Suppliers account for only a small part of the overall spend of Wipro.

Understanding Material Aspects

Supply Chain Risk Assessment

In determining material issues of a stakeholder, a structured risk assessment exercise is very useful. Wipro's approach to identifying sustainability risks in the supply chain includes cross functional analysis of the risks pertaining to different organizational functions. The Enterprise Risk Management function owns the supplier economic risk assessment process and their focus is on ensuring continuous and non-interrupted supply of services/goods. Vendor Risk Assessment comprises a formal evaluation of a vendor company's financial health which is determined by many factors including operational efficiency, susceptibility to corruption etc.

The Group Sustainability Function partners with Central Procurement Organization, Facilities Management Group and other relevant stakeholders in identifying environmental and social risks in Wipro's supply chain through independent studies conducted periodically. Wipro commissioned Fronesys and Trucost in 2012 to conduct a preliminary risk assessment study of environmental and social risks in its supply chain. These studies provided valuable insights for the initial risk mapping exercise and prioritizing areas of supplier engagement. Trucost quantifies the natural capital impacts of Wipro's operations and its supply chain using primary activity data and accepted valuation methodologies. Fronesys undertook hot social spot assessments for Wipro and identified high risk suppliers for engagement in terms of social risk for Wipro.

The Ombuds process is also available for suppliers through a 24X7 hotline and on the internet. The concerns raised through the Ombuds process are another source of identification of risks in the supply chain.

Given below is the condensed outcome of risk assessments in our supply chain.

	Impacts identified in the supply chain	Supplier categories for whom the impacts are significant
Economic	<ul style="list-style-type: none"> • Probability of Default • Bankruptcy • Corruption risks 	<ul style="list-style-type: none"> • All supplier categorie
Environmental	High Waste Footprint	<ul style="list-style-type: none"> • Transit and Ground Passenger Transportation • Petroleum and Coal Products • Manufacturing and Telecommunications
	High Waste Footprint	<ul style="list-style-type: none"> • Utilities • Telecommunications • Transit and Ground Passenger Transportation
	High Waste Footprint	<ul style="list-style-type: none"> • Telecommunications • Computer and Electronic Product Manufacturing • Administrative and Support Services
Social	<ul style="list-style-type: none"> • Human Rights and Labor practices (Forms of bonded labor, Statutory Benefits Denial, Working Hours, Discrimination, Work Place Harassment, Child Labor) • Corruption 	<ul style="list-style-type: none"> • Office Services (Security, casual labor, food suppliers) • Facility Services • Travel • Consumables • Energy

Bases on Trucost's 'Natural Capital Valuation' which studied Stakeholder Feedback

Feedback from our various stakeholders indicated the following issues as relevant to our supply chain.

Customers

- Global customers requesting information and assessing our supply chain
- Business impact due to operations impact

Employees

- Demand for comfortable and safe working environment

Investors

- Investors requesting information on our supply chain and medium and long term issues

Business

- Competency gaps
- Financial prudence

Society & Community

- Externalities due to operations
- Employment
- Local sourcing
- Diversity

Identified Material Aspects

The understanding of risks in supply chain and also our stakeholders concerns informed the outcomes of our materiality determination exercise. Based on the identified risks, we have identified the following aspects as material from a sustainability perspective.

GRI Aspects / Topics	Section
Supplier environmental assessment	Supplier Engagement Program
Supplier assessment for labor practices	
Supplier human rights assessment	
Supplier assessment for impacts on society (Corruption, Anti-competition)	
Procurement Practices	

(We refer to our high proportion of contract staff - both, people involved in core delivery as well as skilled or unskilled support staff who work in campus operations as 'people supply chain'. In this section, we will primarily address the secondary supply chain as the 'people supply chain' aspect has been covered in detail in 'Workplace Sustainability' section of our report. Pg.no.)

Strategic Approach

Based on our understanding of risks in our supply chain, our supply-chain approach is based on the principles of ethics and integrity, ecological sustainability and workplace responsibility.



The Procurement Organization

The responsibility of managing procurement related activities of Wipro rests with the Global Procurement Group. The goal of the Procurement Group is to provide high quality products and services on a timely basis, consistent with organizational objectives and policies and at the same time by adhering to the highest ethical standards. The responsibility is divided among multiple buyer groups who handle different procurement categories. The Procurement Group works along with Enterprise Risk Management, Internal Audit and Legal teams to ensure compliance and to proactively address risks in the supply chain.

Supplier Engagement Program

At Wipro, we believe that a supply chain program should take into account the socio-economic realities in the geographies where we operate. The supply chain sustainability charter should go beyond legal compliance and take into consideration emergent debates and issues. Fundamentally, our supply chain program is driven more by responsible engagement and commitment as informed by our values, rather than a compliance mindset.

Policy and Guiding Principles

Our Code of Business Conduct which provides the ethical guidelines and expectations for conducting business on behalf of Wipro also directs Wipro's relationship with its suppliers and is applicable to all suppliers, agents, service providers, channel partners, dealers, distributors and vendors ("Suppliers"). In addition to the COBC, the Supplier Code of Conduct (SCOC) of Wipro further strengthens and augments the COBC with respect to environmental and social aspects of business practices, expected of our supply chain. The SCOC covers key risks in the supply chain like forced or compulsory labor, prohibition on child labor, equal employment opportunity and non-discrimination/ no harassment, minimum wages, environment, health and safety, and compliance with anti-bribery laws. The document also gives an overview of the process followed by Wipro so that it provides a ready reference template for its suppliers. The SCOC is communicated to all suppliers and it is mandatory for suppliers to accept and sign it.

Wipro also has a procurement policy which acts as an internal decision making guide related to procurement. This policy details the procurement principles that the Global Procurement Group is expected to adhere to as well as other aspects of procurement like supplier selection, supplier diversity etcetera.

Our supply chain governance program is informed by four guiding principles

Understanding of the socio-economic context: We are mindful of the fact that while one may have ambitious policies, commitments and codes of conduct in place, it has to take into account the complex socio-economic realities in which it has to be operationalized. For example, in developing economies, supplier staff may not be aware of the nuances of human and labor rights. In certain cases, the practice may be due to livelihood issues – for example, excessive working hours in some cases may be the norm to secure additional income. Children in family owned or sole proprietorship could sometimes be employed (or "helping") in the business. Enforcement of unilateral actions in such cases, does not change the practice on the ground but only diverts attention from the problem at hand.

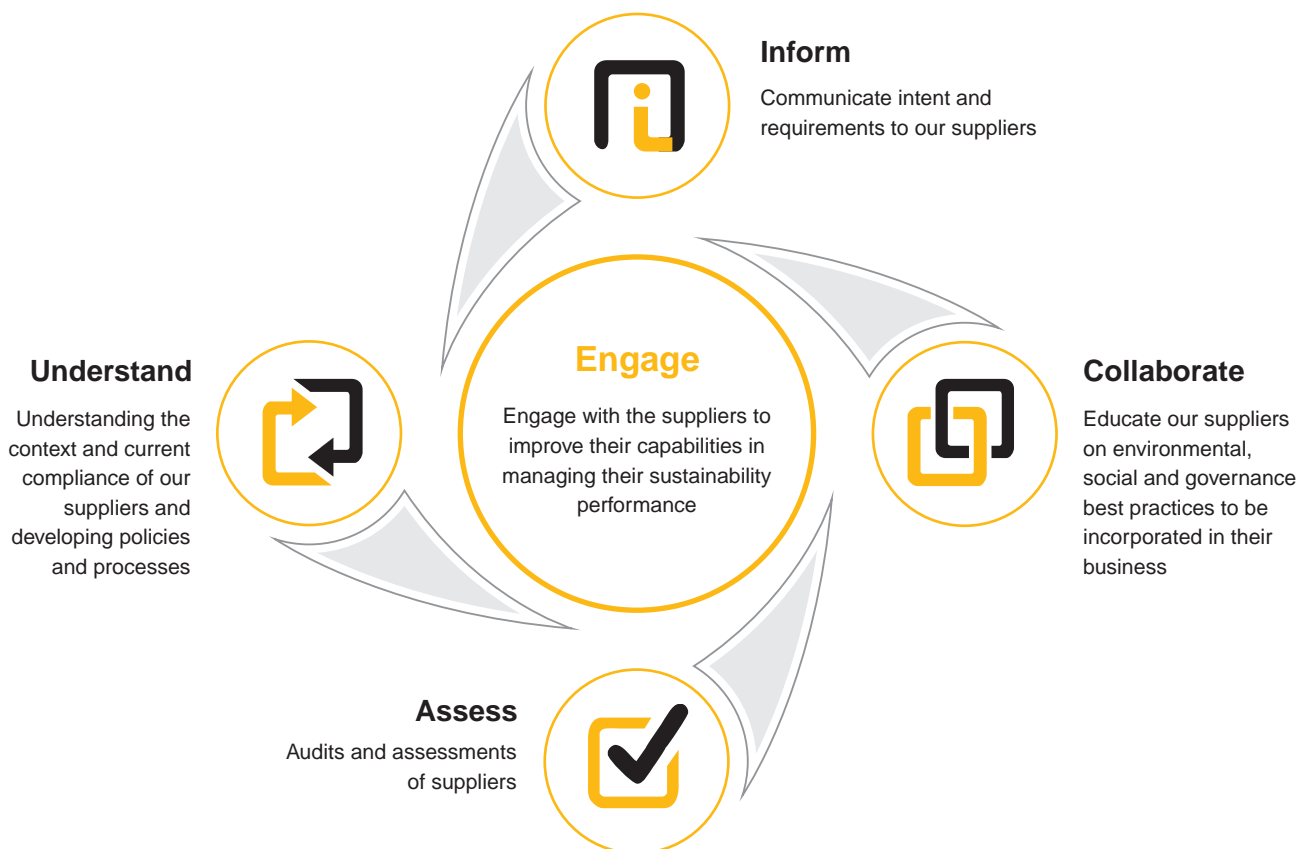
Ability to monitor, influence and control: The 'secondary supply chain' in many categories of procurement extends across multiple branches/levels/tiers. Due to the factors mentioned in the first principle, it would be naïve of us to claim compliance across all the tiers. In many cases, our visibility is limited to the first one or two tiers. For supply chain entities not critical or strategic to us – where suppliers are not a core part of our business or where spend does not contribute to either a reasonable proportion of the suppliers' revenue or the available market supply. Our ability to influence supplier practices is that much more limited. Industry bodies and large government procurement programs have a larger role in influencing change.

Regulatory Compliance: Given the spread of supply chain across different geographies as well as sectors, the compliance landscape can be quite complex. The impact of supply chain on different stakeholders is dependent on the nature of business and operational context. As a result, the compliance requirements of one supplier category can vary from another. However, it is often found compliance is not reflective of the ground reality. At Wipro, we try to uphold all the regulations and wherever there is a conflict, our best efforts are to minimize any dissonance

Integrating best practices in supply chain engagement: Managing supply chain externalities is of key interest to business due to the deepening of complexities in the supply chain and the resultant risks. Customers and investors are looking at compliance levels and ethics of organizations as a key differentiator in their decision process. Industry forums like Electronic Industry Citizenship Coalition, Sedex, Ecovadis etcetera are working towards indirectly driving continuous change in ethical and responsible business practices in global supply chains. Industry ratings such as Dow Jones Sustainability Index and CDP are increasingly giving importance to the supply chain performance of organizations. There are many emerging standards and frameworks dedicated to this cause. We intend to adopt and integrate best practices from all of these sources to drive sustainability in our supply chain.

Supplier Engagement Approach

Wipro has a multi-pronged approach towards supplier engagement which is represented below.



A significant feature of our engagement is how we try and align our community or CSR (Corporate Social Responsibility) programs with supplier engagement wherever it is possible. This can address some of the fundamental issues at hand – for example our bridge program in education for children of migrant laborers is an emerging area of engagement for our new infrastructure projects in Bengaluru.

Some specific requirements like eliminating “conflict minerals” in ICT equipment is difficult to monitor given the complexities in the supply chain. In this context, our program is largely about seeking disclosures from some of our key suppliers.

Programs and Processes

Our supplier engagement program integrates a process of continuous evaluation, capacity building and risk management. We expect these steps to encourage responsible behavior from our partners. Environment and social aspects are important factors in our supplier engagement and Wipro supplier code of conduct (SCOC) has to be mandatorily signed by all suppliers at the time of onboarding.

During 2015-16 both CPO leadership and Chief Risk Officer took up the Initiative of meeting suppliers across three locations including Chennai, Pune and Hyderabad. The team has covered a significant number of suppliers exclusively in the FMG Category. This initiative has been taken up with primary objective of meeting all the supplier to ensure they follow the risk and compliance, process, statutory guidelines etc. in alignment with the SCOC.

We have identified material issues across main procurement categories – through desk based study as well as a few internal and external audits with a focus on human rights, labor practices and regulatory compliance.

A dedicated vendor helpdesk handles supplier queries on payment issues, policy clarifications and provides the initial contact for grievance redressal. Helpdesk received a total of 24300 tickets with respect to vendor queries from January 2015 till April 2016, which reflects the reach and effectiveness of our initiative. The feedback from our vendors received through this initiative helped us improve our processes and initiate new steps like automation of sharing payment advices, periodical validation of vendor credentials in our database as well as exchange of ideas between critical vendors and our organization on possible process improvements to ensure smooth interactions.

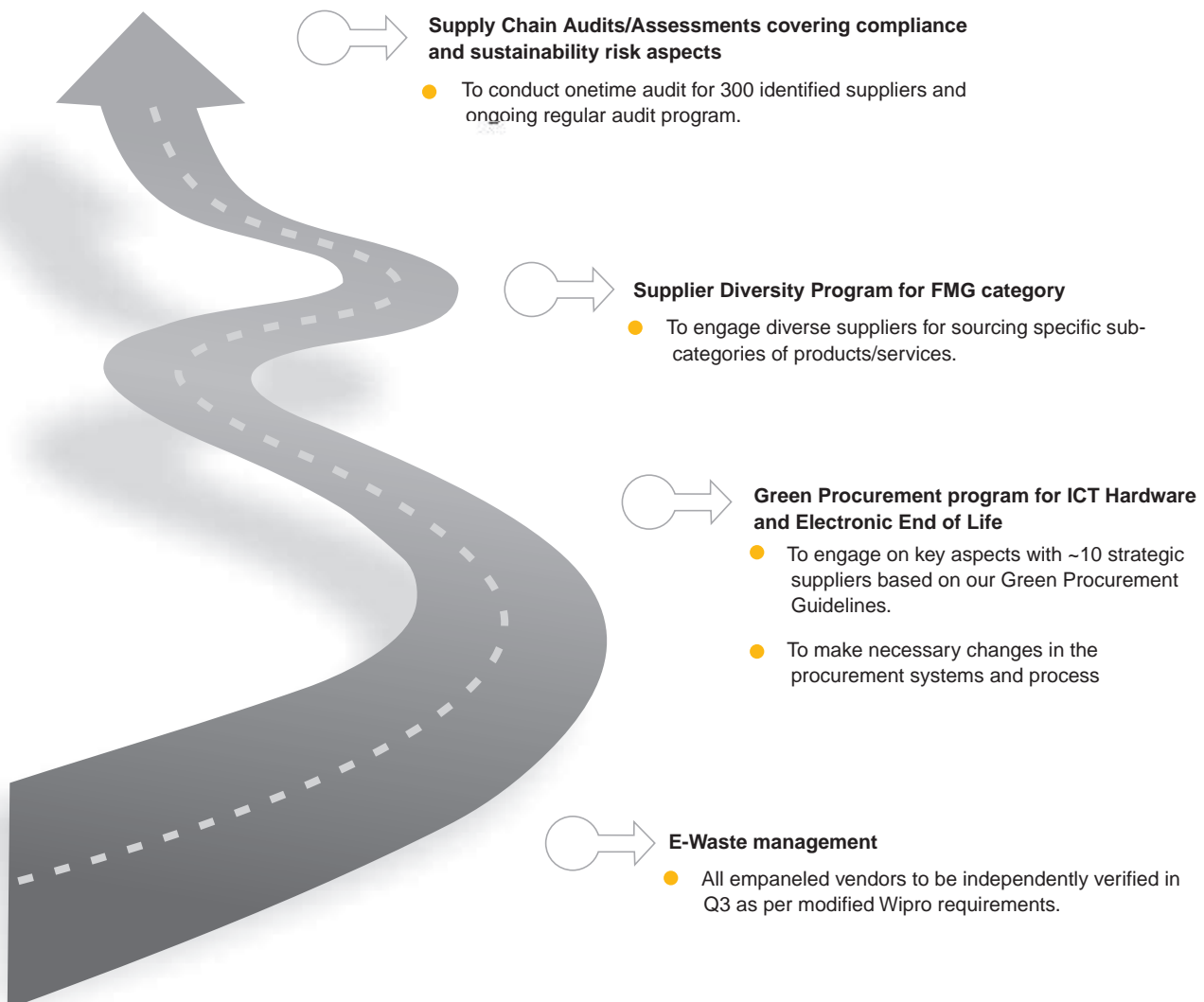
Ombudsprocess



Our organization wide multi-lingual Ombuds process is available 24x7 (phone and internet enabled) for our Suppliers and Contractors. Wipro's Ombudsprocess allows and encourages any affected stakeholder including suppliers and contractors to report breaches of the COBCE and any other matter of integrity to the concerned Ombudsman. While a good proportion of Ombudsprocess cases are anonymous, based on self-disclosure, we know that there were 33 complaints reported by suppliers during the year. There was an instance of serious supplier breach of our code of conduct as a result of which four vendors were blacklisted from our end.

The Path Ahead

Our Supply Chain Engagement is a journey where sustainability increasingly becomes central. Our focus for the next couple of years will be the following:





3.6

Partnering for Social Change

At Wipro, we think it is critical for business to engage with the multiple social and ecological challenges that face us. Such engagement must be deep, meaningful and formed on the bedrock of long term commitment; for that is the only way by which real change can happen on the ground. This is also reflective of the fact that such an approach serves both, enlightened business interest and social good.

Understanding the Stakeholder

In the social space, our stakeholders are multiple and can be differentiated on the basis of domains and the overarching objectives of engagement. For example, in 'Education', some of the work that we do has direct impact on students from disadvantaged communities while our other programs are targeted at partners and teachers in the education ecosystem. Our primary stakeholders are as follows:

- **Communities** - An important stakeholder for us is disadvantaged sections of communities, living in the proximity to our operations. Our operations and facilities are situated in both urban and rural areas. Our domains of engagement with the community are in the fields of Education, Primary Health Care, Disability and Disaster Rehabilitation. Within these domains, we choose to focus on those areas that have direct impact on the community. The geographies of community engagement span India, the U.S.A, South Africa, Latin America, Australia and select countries of Europe and South – Asia.
- **NGO & Community Organizations** - Non-governmental organizations and civil society networks are important implementation partners for our different community initiatives. We engage with them from at different stages of the Planning-Implementation-Review cycle.
- **Employees** - Employees play a significant role in our community initiatives by way of monetary contribution and voluntary participation.

Our social transformation initiatives are now nearly fifteen years old. We decided to focus on Education and Communities when we started then. How did we choose these domains over others? Education is probably the most important catalyst of social development as it can bring about change that is truly sustainable and durable over the long term; our focus on our communities stems from the fundamental responsibility and tenet of corporate citizenship that every business should engage deeply with its proximate communities. Over the years, partnering with our stakeholders has given insights into their concerns and requirements. This has also helped us to engage in critical social issues with sensitivity, rigor and responsibility.

Understanding Stakeholder Priorities

Rural communities

Healthcare, livelihood, primary education, water and sanitation, environment



Urban communities

Mobility, waste, pollution, education, health



Future generations

Environmental sustainability education



Engagement partners

Capacity building, institution development



Policy and Strategy

Our approach to social responsibility and sustainability rests on three important pillars.

- **The Strategic:** We choose domains and issues to engage with that are force multipliers for social change and sustainable development. Social responsibility is as much about being a sustainable organization as it is about external initiatives. Therefore, some of our areas of engagement lie at the convergence of business goals and social purpose.
- **The Systemic:** Within the chosen domains, we choose to engage on systemic issues that require meaningful and challenging work. Given the nature of social change, this implies commitment over the long term, typically for several decades because real, genuine change takes long to happen
- **The Deliberative:** Our emphasis on depth and on long term commitment implies a deliberative approach that precludes spreading ourselves thin or engaging in cheque book philanthropy*. By implication, this also means that we are wary of expanding and growing our social programs as ends in themselves.

Domains of Engagement Wipro's social initiatives center on the following dimensions.



Community Care

Engaging with the community on issues of primary concern to them



Education

Engaging in deep and meaningful systemic work in the area of school and college education



Ecology

Addressing serious challenges in energy, water, solid waste and biodiversity

*Refer to section on 'Urban Resilience' and Advocacy and Public Policy for more information on our engagements in Ecology domain.

Social Programs Expenditure

The Corporate Social Responsibility (CSR) Expenditure CSR spend as disclosed in Director's Report of Annual Report 2015-16 is Rs. 1598 Mn. Of this, Rs. 1108.15 Mn. is spent on programs related to the above mentioned domains.

Refer to 94 - 95 of our Annual Report FY 2015-16 for more information on CSR spend.

Governance

The review of our social programs is done at multiple levels. Every three to four years, the program strategy is reviewed with the Chief Sustainability Officer (CSO), and revised as needed. Every year, an annual review and goal setting exercise is done with the CSO and presented to the Chairman and Group Executive Council (GEC). Every quarter, the progress is reviewed by the Chairman as well as the Board Committee on CSR.

Our work with organizations is usually in the nature of programmatic support. They typically span a period of three years and may be extended further, if needed. We work closely with our partners and review the progress and participate in important decisions along with them during the lifecycle of the project. However, our fundamental philosophy is to leave it to our partners to design and run their programs as they deem appropriate since they know best.

Community Care

Wipro has a presence in more than 57 countries around the world; of our workforce of more than 145,000 employees, 11% of which comprise nationalities other than Indian. We think that it is crucial to engage with proximate communities wherever we have significant presence. In line with this, we will continue to expand and strengthen our community programs in all the geographies where we have significant presence. This is a reaffirmation of our belief that at its core, social responsibility and sustainability must transcend boundaries whether organizational or national. It is important to point out here, especially in the context of rural communities, that seeing the larger integrated picture is important when executing programs in individual domains. Issues of healthcare, education, access to energy, water and sanitation and livelihoods are often closely inter-linked. If executed well, the outcomes in individual domains can impact the larger canvas of community development. For example, the work that we do for long term rehabilitation after natural disasters helps strengthen the resilience of the affected communities in different ways e.g. intervention in livelihoods, access to education.

Community Engagement through Wipro Cares

Wipro's community care initiatives are channeled through Wipro Cares, our not-for-profit trust, which engages with our proximate communities on the domains of primary health care, education for the underprivileged, education for children with disability, environment and disaster rehabilitation.

The Wipro Cares funding model comprises employee contributions which are matched by Wipro. The Wipro Cares model is a great example of where employees play a key role both in terms of volunteering and monetary contribution. Nearly one in three employees or more than 50,000 Wipro employees are contributors to Wipro Cares, making this possibly the largest such initiative in India and one of the largest in the world. During 2015-16, nearly 8000 employees from 25 chapters collectively spent more than 14400 hours in voluntary engagement on a wide range of social initiatives. Involved and engaged employees add great value to our programs. Volunteering also enhances their own sense of larger purpose and alignment with the company's values.

Inputs and Program Outcomes

Wipro Cares partners with non-profit organizations for implementation of projects. Our inputs to organizations include:



financial support to focus on their key objectives



regular engagement through meetings, field visits, planning and review at important stages

The below section lays out some of the key outputs and outcomes this year at a domain level.

The below section lays out some of the key outputs and outcomes this year at a domain level.



Primary health care

Access to primary health care is a key determinant of an individual's future trajectory in life, including the ability to engage in productive livelihoods and responsible citizenship. Wipro Cares works with partners who oversee the delivery of good quality primary health care services to underserved communities across Nagaland and Maharashtra. The North-East is relatively underserved in terms of development and therefore, it was realized as imperative to start engaging in the region. Our work in Nagaland is in remote, inaccessible villages where availability of primary health care services has been weak or non-existent till now. Similarly, the work that we support in Maharashtra is in the remote tribal district of Gadchiroli. In both instances, the primary goals are to build the capacity of the local community in managing their health needs, to augment government infrastructure and to train health workers to address the unique needs of the communities.

Output

- Established new partnership in Nagaland to provide primary health care services and continued support to existing partner in Maharashtra.
- Around thirty thousand people across 59 villages with access to affordable primary health care services

Outcome

- Rural communities having increased and improved awareness regarding personal hygiene, diet, health issues and immunization
- An empowered population with increased capacity to handle own primary health care needs and demanding for their health rights



Education for underprivileged children

Wipro Cares complements Wipro's other initiatives in education by supporting in a more direct way, access to educational opportunities for underprivileged children from marginalized communities. Our work focuses not only on getting children enrolled in schools but also enabling retention and better learning outcomes through remedial education. Through our partnerships, we also aim to provide counselling services for children and parents, support nutrition and healthcare needs of the children, develop vocational skills among adolescents, and facilitate holistic development of all children.

Output

- Established partnership in new geographies through five new partnerships and continued support to existing partners, thereby reaching out to seven states across the country through sixteen projects
- More than 65000 children belonging to underprivileged communities in cities across India with access to formal or non-formal education

Outcome

- Demand for education instilled in families of first generation learners from communities like migrant labour, urban slum children, orphan/institutionalized children



Children with disability

Started in 2014, an important initiative in Wipro Cares was on early childhood care and education for children with disability. This has scaled in size and scope significantly. Education for such disadvantaged sections is never about just schooling. It is linked to a whole host of other enabling factors like availability of nutrition, community support, specially trained teachers, assistive devices, access to healthcare etc. Our approach tries to integrate these dimensions to the extent possible. Our work in this space covers multiple categories of disability and focuses on early intervention and inclusive education.

Output

- Established partnership in new geographies through one new partnership in the National Capital region and continued support to existing partners, thereby reaching out to six states through twelve projects
- Educational and rehabilitative needs of 2500 underprivileged children with disabilities from socio-economically underprivileged backgrounds

Outcome

- Early mainstreaming promoted through early intervention and inclusive education
- Increased awareness of disability among underprivileged communities
- Enhanced ability of families to manage the needs of children with disability



Environment

Effective management of urban solid waste continues to be a high priority challenge for our cities. While the use of right technology, good governance and the active participation of civil society are important determinants of success, the work of the informal sector is often unrecognized. In this regard, Wipro Cares continues to strengthen a project that we had initiated in 2014-15 which focuses on providing social, nutritional and health security to workers in the informal sector in Bangalore's waste management space. In addition, the program also provides a comprehensive skills upgradation program for such workers.

Output

- Continuation of project and partnership working towards welfare of waste pickers
- 2000 waste pickers benefitted with access to social and health security measures
- 95% of collected solid waste, including e-waste, processed or disposed safely

Outcome

- Skill up-gradation of informal waste pickers to engage in organic waste management, organic terrace gardening etc.



Disaster rehabilitation

In the event of natural disasters, the disadvantaged communities get affected the most as the already fragile basis of their livelihoods gets further disrupted. Starting with the Gujarat earthquake in 2001, Wipro Cares has responded to several natural calamities wherein Wipro's employees have also risen to the occasion and played a sterling role. By design, we focus on the more difficult challenge of long term rehabilitation of the affected communities. However, there are exceptions like the December floods in Chennai when we have also supported immediate relief measures.

Output

- Established one new to work towards relief of flood victims in Tamil Nadu and continued support of partner organization in Uttarkashi.
- Relief to flood-affected victims in Tamil Nadu floods of 2015
- Farmers' cooperative set up in Uttarkashi to facilitate market linkages

Outcome

- Promotion of organic agriculture and allied activities and strengthened local livelihoods
- Economic rehabilitation of communities in 22 villages affected by 2013 Uttarkashi floods

Community Initiatives in South Africa – Wipro Siyapha

In line with Wipro's principle of 'good citizenship', Wipro in South Africa has instituted a set of policies, practices and initiatives which contribute towards the social goals of South Africa. These initiatives are also in line with the Broad-Based Black Economic Empowerment (BBBEE) Act of South Africa, which aims to distribute wealth across as broad a spectrum of previously disadvantaged members of South African society as possible. The Act is centered on 5 elements - ownership, management control, skills development, enterprise and supplier development, and socio-economic development. Companies are expected to have a social strategy that spans all these areas.

The BBBEE Act aims to enhance the economic participation and representation of previously disadvantaged South African communities in the economy. Wipro South Africa strives to contribute towards these goals through policies and business practices. Towards this end, there is a strong focus on localization of the workforce in South Africa. We also have a procurement policy in place that ensures maximum local procurement possible from companies in line with the BBBEE Act and other related regulatory requirements.

Wipro Siyapha brings together multiple initiatives under the pillars of skill development, enterprise development and socio-economic development. These initiatives span the areas of education, skill development and employment generation.

Skill Development through Internship programs

Wipro is extending its global expertise in IT services to South African nationals through its WEESA (Wipro Employability Enhancement for South Africa) program. Interns are selected following an intensive process consisting of aptitude tests and personal interviews. Upon selection, interns undergo a six months training exercise which includes a rigorous 3-month technical and soft skills training at Wipro's Centre of Excellence in Johannesburg and a 3-month on-the-job training at client sites. Interns who do well in the program are offered employment in Wipro South Africa. Wipro Overseas Internship Program also offers a few of these interns the opportunity for further a two -month training in India. We also offer a one month graduate training program in Wipro's Bangalore, India facility for the associates of one of our banking clients in South Africa.

Enterprise and Socio-Economic Development

In line with Wipro's abiding commitment to education as an area of social change, Enterprise Development (ED) and Socio-economic Development (SED) initiatives in South Africa have a strong focus on education. Under the ED & SED pillars, Wipro has supported the setting up of computer learning incubators and libraries in schools and community centres in rural areas. We have also supported after-school centers in urban disadvantaged areas. We are currently in the process of devising a long term strategy to contribute to improvement in education in South Africa which will be similar in many ways to our school education programs in India.

In addition to this, employee contribution through volunteering and donation drives are organized to encourage a culture of giving and participation by employees.

Program Outcomes and Impact

Existing initiatives over the last two to three years include:

- Completion of four batches of internships between 2012 and 2015 covering 113 students. Close to 40% of these students are currently working with Wipro in various projects in South Africa. In 2014, 5 Interns from the first batch traveled to India for further training.
- Completion of four batches of graduate training program for one of our leading banking clients from 2010 till date covering over 200 + South African associates.
- Support for the setting up of four libraries and computer learning incubators at rural schools/community sites; Selection and training of five MSME's to run the facilities and earn an income from the projects.
- Support for the establishment of a toy library at an after-school learning center located at an urban community in Brixton, Johannesburg.



Education

Our work in education is driven by the belief that education is a key enabler of social change and a better society. We believe in a social vision of democracy where each citizen is not only capable in an individual sense but who also sees the ethic of equity, the essentiality of diversity, the ethos of justice, and is thus driven by social sensitivity. Schools have to be spaces that nurture these principles, capabilities & values. Our notion of good education derives from these anchors. Good education is that which enables the growth and development of the child in multiple dimensions, so that she is able to fulfill and expand her potential, as also to become an active, contributing and concerned citizen of the world. These multiple dimensions of development of the child are cognitive, social, emotional, physical and ethical. Good education develops the abilities of learning-to-learn, critical thinking, problem solving, conceptual understanding etc. and is not based on rote.

We are involved in various initiatives over the years in education which try and address this across different groups in schools and colleges in the country. Over the years, these programs have evolved in scale, scope and maturity as captured in the highlights below

- **School Education in India:** We work on systemic issues in school education in India through a network of partner organizations. Wipro Applying Thought in Schools is a social initiative of Wipro's that aims to build capacities for school education reform in India.
- **Sustainability Education:** Started in 2011, our program Wipro earthian brings together two of our key concerns: school education and sustainability.
- **School Education outside of India:** The program, Wipro Science Education Fellowships is currently active in Chicago, New Jersey, New York and Boston with the overarching goal of contributing to improve Science and Math education in schools that primarily serve disadvantaged communities in US cities.
- **Skills development for students that is based on a comprehensive framework of postgraduate level education:** Work Integrated Learning programs (WASE / WiSTA) are unique programs that blends rigorous academic exposure at the graduate level with practical professional learning at the workplace.

Wipro Applying Thought in Schools (WATIS)

Context

The challenges in school education in India could be broadly classified as issues of access and quality, with equity being a cross-cutting concern. There have been significant strides made in the matter of access. While there are still pockets in many parts of the country where schools are not available, the majority of the population today has access to public schools. However, inadequate staffing and other resources in the schools remains an area of concern. A large number of children continue to stay out of school dropping out after enrollment. Rote learning is still a predominant feature of our education system. While on the one hand, classrooms and lessons disconnected from the child's life and context alienate the child from learning with understanding, the focus on attaining higher grades pushes out holistic development of the child as an educational aim. Affluent parents invest significant amount of personal resources to provide education for their children. Inadequate resources and capacities in public schools (and low fee paying private schools), where a large majority of the children study, add to a growing inequity in the educational system. These and our other concerns in School Education are articulated in a document titled "Our Concerns on School Education". The multitude and complexity of these issues make for slow progress in education being an effective instrument of human development and social change.

There have been many efforts at the Centre and the States in the areas of policy, legislation and curricular and examination reforms in education. Civil society organizations have been working consistently on the ground to improve access and quality. All these

efforts have led to many changes and improvement in education. The National Curricular Framework 2005 recognizes holistic development of the child, learning with understanding and connecting the learning to the lives and contexts of the children as some of the key tenets of education. Right to Education Act 2009 made elementary education a right of all children up to the age of 14. However, effective implementation of these policies and reforms requires systemic capacities across all levels in the education system.

Overview of Our Work

Wipro Applying Thought in Schools was setup in the early 2000s to work towards addressing these issues in education. These issues are complex and systemic and require deliberate, long term and sustained efforts. We believe that civil society organizations have an important role to play in bringing about such an educational transformation. Our core strategy has therefore been to develop capacities in civil society organizations to work towards education reform in a systemic manner.

Over the past 14 years, we have associated with 60 organizations at different levels and worked closely with 35 organizations. We have supported 67 educational projects and initiatives, involving over 2300 schools and 13,250 educators across 17 states reaching out to about a million students.

Approach

We work in partnership with civil society organizations in the following ways:



Our support to organizations typically span a period of three years and may be extended further, based on the need and potential. We involve closely in the work by staying in touch with our partners and the field, through visits, review meetings and calls, and by participating in key decisions. At the end of the support period, a comprehensive review is carried out along with the partner where the need and potential is assessed and a decision is taken about further support.

Program Outcomes and Impact

The issues and challenges in education are deep-rooted and complex, sustained work is required at all levels of the education system to address these issues. We have chosen capacity building of civil society organizations who do such sustained and systemic work as our lever of change. Such an approach does not produce immediate visible results. The impact of our work in education is in many ways, indirect, non-linear and manifests only in the longer-term and often in unforeseeable ways. This is important because it represents strengthening of institutional capacity for reforms in education.

The outcome we aim for through our program is the growth in the capacity of our partner organizations. Many of our partners have grown significantly in their impact in education at the state and national levels. They enhanced their capabilities and effectiveness in areas and domains they have been working in and developed new capabilities over the years.

Another important outcome has been our partner network itself. Our Annual Partners' Forum has emerged as a unique annual gathering of educational community, where practitioners get together to engage in reflective discussions and exchanges. New possibilities emerge, key educational issues are discussed and learnings and experiences from different contexts cross-leveraged in these gatherings.

Some of the more specific outcomes and outputs from our work over the years have been listed below:



Organizations & People

- Associated with 60 organizations at different levels of engagement.
- Worked closely with 35 organizations and supported 67 projects.
- Developed strategic focus on a few themes and areas like ecology, social sciences, languages, affective education, creating education material and public advocacy.
- Supported 18 Fellows for individual work in Education; eg: for writing a book on Learning Psychology of Children, documenting our projects etc



Educational Material

- Published 8 books, booklets and reports eg: Water Stories, Why the Sky is Blue
- Developed Learning Standards and Curriculum Map for primary classes
- Developed a video series on Student Misconceptions



Public Advocacy

- Overall we have worked with over 2300 schools and 13,250 educators across 17 states, reaching around 1 million students.
- The indirect reach of our work through our partners is manifold the number of schools that we have reached out to (between 25-50X).



School Reach out

- Student Learning in Metros Study results widely shared; appeared as a cover story of "India Today"
- Student Misconception videos disseminated to 10,000 schools
- Quality Education Study becomes the most cited study in 2011-12; large-scale advocacy campaign
- SLIM Study 2006 brought out the need to go beyond rote memorization to conceptual understanding
- QES 2011 highlighted quality in education to be broader than academic learning

Understanding Impact

IOOI (Input, Output, Outcome and Impact) is a framework often used for Impact Assessment in social interventions. Since the intended long-term impact of our work is educational change at the systemic level and our strategy operates in a non-linear fashion, Impact in education is not something that can be easily assessed. Instead, we focus on Outcomes at the level of capability building and growth of our partners. The Outcomes as we report them are based on our interactions with our partner organizations, field visits, review meetings and reports from partner organizations. They have not been verified through independent assessments.

In this section, we look at the following:

- 1. Input, Output and Outcome for this year at a program level**
captures the overall financial outlay for the program (Input) and the key Output and Outcomes.
- 2. Organization-wise Output and Outcomes**
using a few representative examples.
- 3. Case studies**
which bring out the growth in capacity of organizations.

Input, Output and Outcome at Program level (2015-16)

- A strategic and operating framework has been developed for accelerated expansion of partner network to 100 organizations over the next 5 years.
- A five-member Governance Committee has been constituted for decision making.
- Seeding Fellowship program launched to support individuals and groups starting organizations working in school education
- Continued supporting 16 organizations through programmatic grants, fellowships, conferences and publications. This included engagement with four new & upcoming organizations being supported from last year. Six new organizations were finalized for support in line with expansion strategy : two of these pertain to 'seeding fellowships' and four towards organizational support
- Instituted an award for children's literature in partnership with Goodbooks Trust and The Hindu Lit Fest
- Support to Eklavya for educational publications such as Beta Kare Sawal (a book for adolescent boys), an atlas for children etc., to be published in FY 16-17.
- Supported conferences on: multilingual education organized by Muskaan and Eklavya; Impact Assessment in Environmental Education conducted by Nature Conservation Foundation; Worlds of Fear: School Culture, organized by Centre for Learning and a conference on Nai Talim organized by Anand Niketan.
- The 16th Partner's Forum on organizational sharing was held in April 2015. The 3 day forum was a well-attended affair with close to 100 participants from various organizations

Input, Output and Outcomes (Organization-wise) – Some examples

Below are some examples of organizations whom we have supported for three years or more. These include a diverse range of organizations, such as one working with first generation tribal learners developing a multilingual pedagogy, another one working for the education of street children developing a comprehensive education support model for care homes, an ecological conservation organization building their capacities to bring conservation and ecology education to schools and children and so on.

Our inputs to organizations are common across board and include:

- financial support to focus on their key objectives
- regular engagement through meetings, field visits and planning and review at important stages

Vikramshila

An established resource organization in elementary education in the country, working towards making quality education a reality for all children. Vikramshila provides capacity building at various levels in the public education system through teacher development and learning support programs. Wipro has been supporting Vikramshila in its efforts to develop a social science program, with special focus on integrated approach to teaching and learning social sciences.

Output

Outcome

- | | |
|--|--|
| <ul style="list-style-type: none"> Resource materials based on an integrated approach to social sciences were developed/finalized on the following themes: Gender, Diversity, Democracy, and Judiciary Resource pack including the modules and teachers manual were distributed to teachers and resource persons in Tripura About 150 teachers and resource persons in Tripura attended trainings and workshops on Social Science. Vikramshila has started developing Social Science module for trainers for upper primary teachers The social science work was showcased at "Teachers Festival" organized by Modern Academy of Continuing Education (MACE) at Kolkata. A short course on 'Social Science – Nature and Pedagogy' was offered for teachers at MACE for their in-service training. | <p>Vikramshila has gained significant experience and strengthened its capabilities in the area of Social science education in the following ways:</p> <ul style="list-style-type: none"> A set of rich materials for social science learning using an integrated manner is now available. These have been extensively field tested in West Bengal and Tripura across a wide range of classroom contexts. The process of creating materials, field testing them and revising them based on classroom responses was also an enriching learning experience for Vikramshila. Experience and expertise in social science curriculum and pedagogy has developed in Vikramshila through this work. This can be extended to various contexts and themes in social science in Tripura and West Bengal and other contexts where Vikramshila will work in future. The idea of resource packs for teachers (including modules and teacher manual) has emerged as an effective way for providing resource materials for teachers. Through this project, the teachers at Tripura are gaining first-hand experience of constructivism as a teaching practice and the importance of connecting knowledge to the lived experience of a child <p>Vikramshila has gained in several ways organizationally too, through this work:</p> <ul style="list-style-type: none"> It became a platform for wider capacity building in the organization as a whole as Vikramshila engaged the larger organization had opportunities to engage in the project continually through a systematic, collaborative and participatory process of inquiry and deliberations. The content and approach from this work is being extended to other work done by Vikramshila such as the Life skill modules Vikramshila has developed for other contexts. |
|--|--|

Muskaan

An organization working with marginalized communities in the bastis of Bhopal. Muskaan works to create access to formal education for children unable to access mainstream schools and to strengthen communities through collective efforts to address entrenched poverty and marginalization. In education, Muskaan provides access to meaningful education for first generation learners through balwadis and learning centres. In these centres, Muskaan makes use of the multilingual context and cultures within the classroom to developing and strengthening a multilingual approach to education

Output

Outcome

- | | |
|--|---|
| <ul style="list-style-type: none"> Three new language concepts (tenses, singular-plurals and syntax) have been worked in classrooms using a multilingual approach Different kinds of material developed for use in class, including material in Pardi and Gondi. Puppet shows and plays based on the stories written by children themselves were developed to enhance their creative writing skills, as well as to improve their spoken language skills Language materials developed with involvement from community members- parents and children- and teachers. Journals are being maintained by many teachers about classroom experiences. Articles are being written based on this. One such article was published in Sandarb magazine A consultation on 'Sharing and Reviewing Field Practices in MLE' was co-organized with Eklavya which was attended by various organizations working on MLE | <p>Muskaan is gaining experience and strengthening its educational capacities, particularly in multilingual education, in the following ways:</p> <ul style="list-style-type: none"> Systematizing classroom practices into methodologies for multilingual education. Adapting and developing new methodologies based on theory and research from other parts of the world. Creating learning resources for children from their own contexts and culture. Creating learning resources for teachers and others working in a multilingual context. Working towards developing curriculum and pedagogy for multilingual education for first generation learners. Growing into a resource organization for multilingual education. |
|--|---|

Wipro earthian

Wipro-earthian is Wipro's Sustainability Education Program which seeks to support and drive sustainability thinking and action by embedding in the learning process in schools and colleges across India. The program completed 5 years in 2015. In 2015-16, we saw very enthusiastic response reflecting in a massive increase in participation numbers, outreach and representation. We achieved wide geographical representation across 21 states, 45 districts and increased our reach to 2,000 schools, 1,500 colleges and 2,200 teachers. This was done by developing new partnerships with 6 state government bodies and 3 civil society organizations who played a key role in ground outreach.

Our cumulative outreach was more than 10,000 educational institutes via social media and other digital channels. Fiscal year 2015-16 saw the program being offered in four languages (Hindi, Tamil, Telugu and Malayalam) and our total submissions have crossed 1,300 which is a threefold increase over the previous year and the highest ever. Nine college and twelve school teams were selected as winners by national jury and felicitated by Mr. Azim Premji at the annual Wipro-earthian awards.

The Continuous Engagement Program (CEP) program aims to promote integrated sustainability education in schools and colleges and to co-create educational practices within institutions that leads to sustainability action and thinking. In colleges, the CEP was driven by a few key initiatives such as our Sustainability Internship program where we facilitated a diverse range of sustainability internship opportunities through our partner ecosystem for 10 students from 6 winning colleges. As a first, 2015 also saw the launch of the Wipro-

earthian Sustainability quiz where we successfully ran quizzes at the Indian Institute of Management (IIM) Ahmedabad Confluence festival and the IIM Bangalore Exemius festival where 227 teams and 681 students participated. Two noteworthy initiatives were the launch of the Wipro Sustainability Fellowships at IIM Bangalore as well as the curation of a round table discussion on sustainability education which was attended by 60 regional colleges in Orissa.

As a part of our strategic collaboration with XUB, Bhubaneswar we also facilitated a one month sustainability discovery program across India for six students from the PG program at the Xavier School of Sustainability. The CEP program in schools focused on curricular intervention- where we developed a unique sustainability curriculum for Wipro-earthian schools which is being piloted in 9 schools across India.

Program Outcomes and Impact



- Total mass outreach to over 10000 schools and colleges
- Partnered with CEE (Centre for Environment Education) and CPREEC (C P Ramaswamy Environment Education Centre) and state govt bodies for mass school outreach and teacher orientation workshops across India for 2000 schools and 2200 teachers
- Total school and college submissions crossed 1300 : a 3- fold increase and the highest ever
- 100 students from 9 college and 12 school winning teams felicitated at earthian award ceremony on 6th February
- Sustainability internships facilitated for 10 students from 6 winning colleges with 3 partners(CSTEP, BIOME, TRUCOST)
- Launch of the Wipro-earthian Sustainability quiz at the IIMA Confluence festival and EXEMIUS (IIMB) engaging 227 teams and 681 college students
- Facilitated a 1 month sustainability discovery program for 6 students from Xavier University with partner NGO's across India
- Co-curated the Sustainability Thinking, Action and Reflection (STAR) round table discussion on sustainability education in Orissa with participation from 45 regional colleges
- Facilitated 4 day experiential workshop conducted by ATREE in BR hills on the theme of Biodiversity with participation from 9 teachers from 4 schools
- Organized school sustainability curricular training workshops for 250 teachers from 9 schools across India
- Launched the Wipro Sustainability Fellowships at IIMB

Wipro Science Education Fellowship Program in the U.S.A



The Wipro Science Education Fellowship Program (SEF) launched in March 2013 is focused on improving Science and Math education in schools primarily serving disadvantaged communities in US cities. The program has been initiated in Chicago, in the New Jersey area, New York and in Boston. We have partnered with Michigan State University (MSU) in Chicago where 250 - 350 elementary and secondary teachers will be chosen over the next 3-4 years, and the University of Massachusetts (UMass) for the Boston program in Boston, Mercy College for New York and Montclair State University for New Jersey.

The program works in close collaboration in over 20 school districts where in 250-350 teachers go through a 2 year fellowship within tense support to develop their capacities to be better teachers and change leaders. The district administrators are a part of the program. We intend to expand these programs to other cities in future. The current commitment of Wipro to these programs is about USD 7.8 million over a period of 5 years. This is a large and substantial commitment to improving science and math in school education, one of the largest such commitments made by a non US company.





ASSURANCE STATEMENT



Independent Assurance Statement

Scope and Approach

Wipro Limited ('Wipro' or 'the Company') commissioned DNV GL Business Assurance India Private Limited ('DNV GL') to undertake an independent assurance of the Company's Sustainability Report 2015 -16 in its printed and web-based formats (the 'Report') for the financial year ending 31st March 2016. Our responsibility in performing this work is regarding verification of Sustainability performance disclosed in the Report and in accordance with the agreed scope of work with the management of the Company. The intended users of this assurance statement are the management of the Company. Our assurance engagement was planned and carried out during August- December 2016.

We performed our work using DNV GL's assurance methodology VeriSustain™, which is based on our professional experience, international assurance best practice including International Standard on Assurance Engagements 3000 (ISAE 3000) Revised* and the Global Reporting Initiative (GRI) Sustainability Reporting Guidelines.

Our scope of work for Report assurance included the verification of the qualitative and quantitative information on sustainability performance disclosed in the Report covering Economic, Environmental and Social performance of the activities undertaken by the Company over the Reporting period 1st April 2015 to 31st March 2016 and based on the GRI G4. We evaluated the qualitative and quantitative disclosures including performance data using the report content principle including reliability principle for the reported data including its measurement, recording and aggregation. We planned and performed our work to obtain the evidence that we considered necessary to provide a basis for our assurance opinion. We are providing a moderate level of assurance based on VeriSustain; no external stakeholders were interviewed as part of this assurance engagement.

We understand that the reported financial data and information are based on data from Wipro's Annual Report for year ending 31st March 2016, which are subject to a separate independent audit process. The verification of financial data taken from the Annual Report is not within the scope of our work.

Responsibilities of the Management of Wipro Limited and of the Assurance Providers

The Management team of the Company has the sole responsibility for the preparation of the Report and responsible for all information disclosed in the Report as well as the processes for collecting, analysing and reporting the information presented in the printed and web-based versions of the Report, including the maintenance and integrity of the website.

In performing our assurance work, our responsibility is to the management of Wipro only; however, our statement represents our independent opinion and is intended to inform outcome of our assurance to the stakeholders of Wipro. DNV GL provides a range of other services to Wipro, none of which constitute a conflict of interest with this assurance work.

DNV GL's assurance engagements are based on the assumption that the data and information provided by Wipro to us as part of our review have been provided in good faith. DNV GL was not involved in the preparation of any statements or data included in the Report except for this Assurance Statement. DNV GL expressly disclaims any liability or co-responsibility for any decision a person or an entity may make based on this Assurance Statement.

Basis of our Opinion

A multi-disciplinary team of sustainability and assurance specialists performed work at the Corporate Office and selected sites of Wipro Limited. We undertook the following activities:

- Review of the current sustainability issues that could affect the Company and are of interest to identified stakeholders;
- Review of Wipro's approach to stakeholder engagement and recent outputs although we have no direct engagement with stakeholders;
- Review of information provided to us by Wipro on its reporting and management processes relating to the Principles;
- Interviews with selected leadership team and senior managers responsible for management of sustainability issues, and review of selected evidence to support the issues discussed. We were free to choose interviewees and interviewed those with overall responsibility for the programmes to deliver the Company's sustainability targets for medium and long term vision, mission and milestones;
- Site visits were conducted at Wipro's Corporate Office at Bengaluru, and sites at Electronic City Bengaluru, Gopanapally Hyderabad, Mysuru in India and Atlanta in The United States of America to review the processes and systems for preparing site level sustainability data and implementation of sustainability strategy. The sites we visited were selected based on their materiality to the group for environmental impacts as well as to give a geographical and divisional spread; Further we had telephonic interview for sites located in Reading, United Kingdom and Manila, Philippines.

- Review of supporting evidence for key claims and data in the Report. Our verification processes were prioritised according to materiality and we based our prioritisation on the materiality of issues at a consolidated corporate level;
- Review of the processes for gathering and consolidating the specified performance data and, for a sample, verification of data consolidation; and
- An independent assessment of Wipro's reporting against the Global Reporting Initiative (GRI) G4 Guidelines.

During the assurance process, we did not come across limitations to the scope of the agreed assurance engagement. The reported data on economic performance is based on audited financial statements by the Company's statutory auditors. No external stakeholders were interviewed as part of this assurance engagement.

Opinion

On the basis of the work undertaken, nothing has come to our attention to suggest that the Report does not properly describe the sustainability performance of Wipro, including adherence to GRI G4's Principles for defining Report Content, General Standard Disclosures and Specific Standard Disclosures for the 'in accordance' – Comprehensive option of reporting as below:

- **General Standard Disclosures:** The reported information on General Standard Disclosures generally meet the disclosure requirements for 'in accordance' – Comprehensive option. Wipro has a well-established governance system and in our opinion, the reported disclosure with respect to Governance could be further strengthened in line with the reporting requirements detailed in GRI G4 Reporting principles and standard disclosure.
- **Specific Standard Disclosures:** The Report describes the generic Disclosures on Management Approach (DMA) and Performance Indicators for identified material Aspects as below:

— Economic

- Performance - G4-EC1, G4-EC2, G4-EC3, G4-EC4;

— Environmental

- Energy - G4-EN3, G4-EN4, G4-EN5, G4-EN6, G4-EN7;
- Water - G4-EN8, G4-EN9, G4-EN10;
- Emissions – G4-EN15, G4-EN16, G4-EN17, G4-EN19, G4-EN20, G4-EN21;
- Effluents and Waste – G4-EN22, G4-EN23, G4-EN24;
- Overall - G4-EN31;
- Supplier Environmental Assessment - G4-EN32*, G4-EN33*;

— Social

Labour Practices and Decent Work

- Employment – G4-LA1, G4-LA2, G4-LA3;
- Occupational Health and Safety – G4-LA5, G4-LA6*, G4-LA7, G4-LA8;
- Diversity and Equal Opportunity – G4-LA12;

Society

- Anti-Corruption – G4-SO3, G4-SO4, G4-SO5;

Product Responsibility

- Customer Privacy - G4-PR8.

Observations

Without affecting our assurance opinion, we provide the following observations. We have evaluated the Report's adherence to the following principles on a scale of 'Good', 'Acceptable' and 'Needs Improvement':

Stakeholder Inclusiveness - *The participation of stakeholders in developing and achieving an accountable and strategic response to Sustainability.*

The stakeholder engagement process with key stakeholders is fairly established to identify sustainability challenges and concerns of diverse stakeholder groups considering the Company's Operations and the Report brings out the responses to key concerns of diverse stakeholders like employees, customers, investors and shareholders, suppliers/service providers, etc. In our opinion, the level at which the Report adheres to this principle is 'Good'.

Materiality - *The process of determining the issues that are most relevant to an organization and its stakeholders.*

The materiality determination process was re-evaluated based on inputs from key stakeholders including employees, customers, suppliers, non-governmental organisations, governments, regulatory bodies, local communities and senior management of Wipro, and in our opinion has not missed out key material issues from the Information Technology sector. The management of the Company has established internal assessment process for monitoring and management on a continual basis for their long term organisational sustainability. In our opinion, the level at which the Report adheres to this principle is 'Good'.

Responsiveness - *The extent to which an organization responds to stakeholder issues.*

The Report has brought out responses to identified material Aspects in a comprehensive manner for the benefit of diverse stakeholders and has adequately disclosed the strategies and management approach related to identified material Aspects including challenges, considering the overall sustainability context of the Information Technology sector, within the identified Aspect boundaries. In our opinion, the level at which the Report adheres to this principle is 'Good'.

Reliability - *The accuracy and comparability of information presented in the report, as well as the quality of underlying data management systems.*

The majority of data and information verified at the Corporate Office, and operational sites visited for verification as part of assurance were found to be accurate and nothing came to our attention to suggest that reported data has not been properly collated from information reported at operational level, nor that the assumptions used were inappropriate. Some of the data inaccuracies identified during the verification process were found to be attributable to transcription, interpretation and aggregation errors and the errors have been communicated for correction and corrected by Wipro. In our opinion, the level at which the Report adheres to this principle is 'Good'.

*This indicator has been reported partially & reason for omission related to Absenteeism & disclosure on Minority Groups has been explained within the Report.

Completeness - *How much of all the information that has been identified as material to the organisation and its stakeholders is reported.*

The Report has fairly attempted to disclose the General and Specific Standard disclosures including the disclosures on strategy, management approach and performance indicators for identified material Aspects for GRI G4's 'in accordance' – Comprehensive option of reporting. The reporting of performance and data related to identified material Aspect for the sector is generally acceptable. Hence in our opinion, the level at which the Report adheres to this principle is 'Acceptable'.

Neutrality - *The extent to which a report provides a balanced account of an organization's performance, delivered in a neutral tone.*

The disclosures related to identified sustainability issues and performances are reported in a neutral tone, in terms of content and presentation. In our opinion, the level at which the Report adheres to this principle is 'Good'.

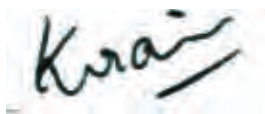
Opportunities for Improvement

The following is an excerpt from the observations and opportunities for improvement reported to the management of the Company and are not considered for drawing our conclusions on the Report; however, they are generally consistent with the management's objectives:

- Wipro may further strengthen its existing management systems to better manage its key sustainability challenges related environment and occupational health and safety across all geo locations.
- The Report may bring out the impacts of material aspects especially related to labour and human rights in the value chain i.e. re-evaluate materiality in the value chain for the reporting boundary related to material, social and environmental impacts of its suppliers/service providers.
- Sustainability performance targets may be revisited and benchmarked across geo-locations of its operations for long term organisational sustainability.

For and on behalf of DNV GL Business Assurance India Private Limited


Bengaluru, India, 9th December 2016



Kiran Radhakrishnan
Project Manager

Associate Assessor

DNV GL Business Assurance
India Private Limited, India.



Nandkumar Vadakepath
Assurance Reviewer

*Regional Sustainability Manager –
India, Sri Lanka and Bangladesh*

DNV GL Business Assurance
India Private Limited, India.

FEEDBACK AND COMMUNICATION

We welcome our readers' feedback, points of view and suggestions on Wipro's Sustainability Report 2013-14 in particular and on our sustainability program in general and look forward to hearing from you. It is your honest feedback that will enable us to strengthen and improve our sustainability program. You may write to us at any of the following contact points:

Name	Contact Details
Wipro Sustainability Team	sustain.report@wipro.com
Mr.P.S.Narayan Vice President & Head Sustainability	Wipro Limited Doddakanelli, Sarjapuyr Road, Bangalore - 560 035, India Tel: +91 080 25056766 Email: narayan.pan@wipro.com
Mr. Abhishek K. Jain Senior Manager - Investor Relations	Wipro Limited East Brunswick, Tower 2, New Jersey, USA Tel: +1 978 826 4700 Email: abhishekkumar.jain@wipro.com
Mr.Santhosh Karagada Vice President & Head - HR Americas & Europe	Wipro Limited East Brunswick, Tower 2, New Jersey, USA Tel: +1 818 620 6506 Email: santosh.karagada@wipro.com
Mr.Aravind Vishwanathan Head of Corporate Treasury and Investor Relations	Wipro Limited Doddakanelli, Sarjapuyr Road, Bangalore - 560 035, India Tel: +91 080 39916143 Email: aravind.vishwanathan@wipro.com



WIPRO LIMITED, DODDAKANNELLI, SARJAPUR ROAD, BANGALORE - 560 035, INDIA
TEL : +91 (80) 2844 0011, FAX : +91 (80) 2844 0256 WWW.WIPRO.COM